



HAYWARD®



Quick Reference Guide

Super Pump® VS









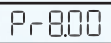



Total HP 1.50 / 230V
Single Phase 60Hz

Default Timers





- V1: 1500 rpm / 12:00PM - 8:00AM
- V2: 2400 rpm / 8:00AM - 12:00PM
- V3: 3000 rpm / Timer Deactivated

Configuration Menu









- Push and hold  until you see  on display
release button,  will display
- Adjust   time of day, then  to show next screen

- Prime countdown  will display (minutes . seconds)
- Adjust   countdown, then  to show next screen

Note: prime timer can be adjusted up to 9.30 & down to 0.00 (disabled)

- V1 timer speed  will display
- Adjust   V1 speed, then  to show next screen

Note: Timer speed range 600-3000 rpm

- V1 start time  will display
- Adjust   V1 speed, then  to show next screen
- V1 stop time  will display
- Adjust   V1 speed, then  to show next screen

Blue light blinking



Repeat this section for V2 and V3 to complete configuration

Quick Reference Guide - Interface

Character Key

	pump revision		configuration menu
	prime duration/remaining (minutes . seconds)		test/service mode
	power consumption (Watts)		pump interrupt run/stop
	pump speed (RPM)		reset to factory default

Service Mode

- With pump off, push and hold and turn on pump
release button, when displays
- Adjust pump speed
- To cancel Service Mode power cycle pump


Factory Reset

- With pump off, push and hold and turn on pump
release button, when displays
- Pump back to factory default after power cycling itself

Temporary Speed Change

- Push or to activate
- Adjust temporary pump speed

Note: Selected button will run until next scheduled timer or 12 hrs (which ever comes first)



To take a closer look or see other Hayward products please go to:

www.hayward.com or call 1-800-432-8387



QRG2602VSP (Rev. A)