



# 2024 Buyer's Guide & Parts List

Featuring Expert Line® Products



# Table of Contents

Effective January 1, 2024

## Section 1.

### Pumps

TriStar XL .....	3
TriStar VS 900/950 Omni .....	4
TriStar VS 900/950 .....	5
TriStar XE .....	6
TriStar .....	7
Super Pump VS 700 (Omni) .....	8
Super Pump XE .....	9
Super Pump .....	10
Super II .....	11
MaxFlo VS 500 (Omni) .....	12
MaxFlo XE .....	13
PowerFlo Matrix & PowerFlo II .....	14
TurboFlo II .....	15
Booster Pump .....	15
UltraPro & UltraMax .....	16
Hydraulics .....	17-23

### Filters

SwimClear .....	24
SwimClear Single Element .....	25
StarClear Plus .....	26
StarClear .....	27
XStream .....	28
Replacement Cartridges .....	29
DEP 500 Series .....	30
ProGrid Vertical Grid D.E. ....	31
D.E. Separation Tank .....	32
Perflex .....	33
ProSeries Plus .....	34
ProSeries Side-Mount .....	35
ProSeries Top-Mount .....	36-37
Filtration Methods .....	38

### Heating

HeatPro VS .....	39
Heat Pumps .....	40
Summit Heat Pumps .....	41
Universal HC Dual Fuel Technology Gas Heater .....	42
Universal H-Series Adapter Kit .....	43
Universal H-Series Low NOx Heater .....	44
Universal H-Series Indoor Vent Kit Matrix .....	45-47
H-Series ABG .....	48
CSPA – Spa Heaters .....	49
Heater Selection Guide/Technical Information .....	50-51

### Cleaners

AquaVac 600 .....	52
AquaVac QC .....	53
eVac & eVac Pro .....	54
Navigator V-Flex .....	55
AquaNaut 250/450 .....	56
AquaBug/Penguin .....	58
Cleaner Accessories .....	59-61

### Sanitization

HydraPure UV .....	62
Paramount UltraUV <sub>2</sub> .....	63
Paramount ClearO <sub>3</sub> .....	64
Genuine Hayward TurboCells .....	65
CCELL .....	66
AquaTrol .....	67
AquaRite .....	68
AquaRite Low Salt .....	69
AquaRite S3 Series .....	70
AquaRite 100 .....	71
HCC2000 .....	72
Plumbing, Salt Facts and Pool Chemistry .....	73-75

### Automation

Omni Configuration Guide .....	76
OmniHub .....	77
OmniLogic .....	78
OmniPL .....	79
Omni Remotes .....	80
OmniPL Retrofit Kit .....	81
ProLogic / OmniPL Replacement Comparison .....	82
AquaPod .....	83
Controls .....	84
Solar .....	85

### Lighting

Universal ColorLogic 2.0 .....	86
Universal CrystaLogic 2.0 White LED Lights .....	87
ColorLogic Bulb .....	88
ColorLogic 320 & 160 LED Lights .....	89
ColorLogic 80 LED Lights .....	90
CrystaLogic 320 & 160 White LED Lights .....	91
ColorLogic Light Controller .....	92
Junction Boxes & Transformers .....	93
ColorLogic & CrystaLogic Accessories .....	94
ColorLogic/Universal CrystaLogic Niches .....	95-96
SmartPower Transformer .....	97
J&J / Sollos Lights .....	98-116
ProSeries Lighting .....	118

### Water Features

LED WaterBowls .....	119
LED Sheers .....	120
ColorLogic Bubbler .....	121
ColorLogic Laminar .....	122
Dek Jet 500 & Sheer 500 .....	123

### General Pool/Spa Equipment

Suction Outlets .....	124-125
SDX2 High Flow Safety Drain .....	126
Automatic Chemical Feeders and Skimmers .....	127-129
Paramount Venturi Skimmers .....	130
Paramount Water Leveler .....	131
Paramount Debris Canisters .....	132
Skim Vac .....	133
Valves .....	134-136
Unions/Fittings .....	137-139
Accessories .....	140
Hydrotherapy Fittings .....	141-142
Cleaning Equipment .....	143

## Section 2.

### Replacement Parts

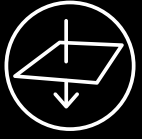
See separate Table of Contents .....	145
--------------------------------------	-----

## Section 3.

### Commercial Catalogue

Abbreviations: FIP – Female Iron Pipe Size; SKT – Socket (Solvent Weld - Female) Connection; MIP – Male Iron Pipe Size; SLIP – Male Pipe Stub (Solvent Weld – Male) Connection

# 2024 FINISHED GOODS



# SAVES BETTER.

Not only do our ultra-high efficiency pumps save more energy than the other guys, they're also built to save you money, time, hassle, headaches—and also energy. Did we mention they're #1 in energy efficiency?\*

INDUSTRY LEADER IN ENERGY EFFICIENCY.



TRISTAR® XE  
ULTRA-HIGH EFFICIENCY  
PUMP



Scan the code to  
learn more.

 **HAYWARD®**

We Build Better.™

\*Based on TriStar® VS 900 among in-ground pool pump ratings, per U.S. Department of Energy efficiency metrics as of October 1, 2021. Visit [hayward.com/regulations](http://hayward.com/regulations) for details. Hayward, Hayward & Design, the H logo, and TriStar are registered trademarks and We Build Better. is a trademark of Hayward Industries, Inc. © 2021 Hayward Industries, Inc.

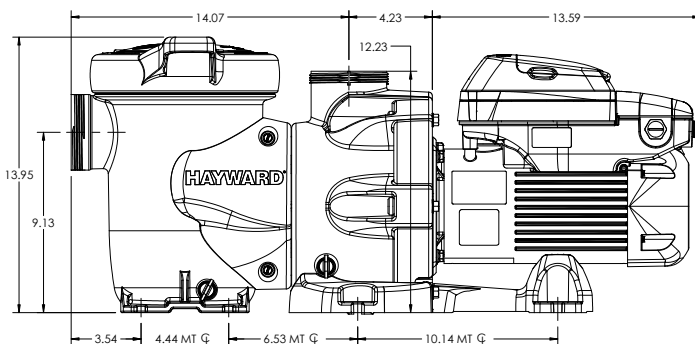
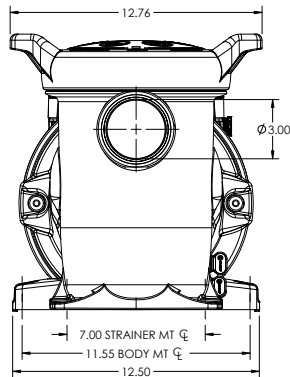


TriStar XL Pump and Strainer Basket

### TriStar XL Pump Buying Guide

Model Number	Total H.P.	WEF	Union Connections	Voltage at 60 Hz	Ctn. Qty.	Ctn. Weight
HCP3020VSP	2.7	7.2/9.9	2.5" x 3"	230/115	1	75 lbs.

### Overall Dimensions (inches)



### Powerful Design. Versatile Performance.

The TriStar XL is a game changer for large residential pools, feature-rich pools or complex pool pad configurations. Engineered for performance and versatility, the TriStar XL delivers increased flow from extra-large 3" unions, the removable strainer housing allows for more adaptable pump configurations, and the oversized strainer basket reduces cleaning and maintenance.

### Applications

- In-ground pools
- In-ground spas

### Features

- Versatile strainer housing and motor can be plumbed separate for complex pool pad configurations\*
- Removable, oversized strainer basket for reduced cleaning and maintenance
- Increased flow from included 3" unions
- 2.5" x 3" unions for easy drop-in replacement
- WEF 9.9 rating that blows the competition out of the water
- Easy pump control from digital touchscreen interface
- Remote pump control with Omni® automation to manage speed, scheduling and more
- Digital control interface that can be rotated or wall-mounted
- Totally enclosed fan-cooled (TEFC) motor maximizes energy efficiency
- Chemical-resistant Viton® seal for long-term durability
- ENERGY STAR approved – may be eligible for local utility rebates

\*Flange Kit sold separately

### Performance Data – HCP3020VSP\*

RPM	Pump Output (GPM) vs. Total Resistance to Flow (Feet of Head)					
	30 ft	40 ft	50 ft	60 ft	70 ft	80 ft
3450	182	170	151	133	109	51
3000	160	128	104	49	—	—
2400	90	21	—	—	—	—

NOTE: \*For 230V

# TriStar® VS 900/950 Omni®

ULTRA-HIGH EFFICIENCY PUMPS WITH SMART POOL CONTROL

EXPERT LINE

Pumps



TriStar VS 900 Omni and TriStar VS 950 Omni Ultra-High Efficiency Pumps

Hayward VS Omni ultra-high efficiency pumps provide next generation energy efficiency plus smart control of the entire pad including pumps, heaters, lighting, salt systems, cleaners, water features, and spa settings. Each model is supplied with everything needed to install smart pool control: VS Control Pad, Hub, and a Smart Relay. Up to two additional Smart Relays can be purchased for even more control including booster pumps, cleaner, backyard lighting, and water features.

TriStar VS 900/950 VS Omni pumps are the ideal combination of energy efficiency and smart pool control. They feature a Viton® seal for long-lasting performance.

## Applications

- In-ground pools
- In-ground spas

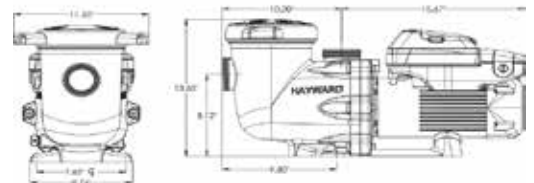
## Features

- Fast and easy installation for both existing and new pools
- Provides smartphone control for the entire pad
- Up to two additional Smart Relays (HLH485RELAY) can be added for even more control options
- The most energy efficient pumps of any leading brand - saves up to \$1500 in energy costs each year\*
- Advanced, chemical-resistant Viton seal enhances durability in all environments
- An additional base is included to allow simple retrofit upgrades for Pentair® WhisperFlo® models

\*Savings compared to a single speed pump running 12 hours per day, on a 20,000 gallon pool, at an average electrical rate of \$0.15/kWh. Actual savings may vary.

## Overall Dimensions (inches)

### TriStar VS 900/950 Omni



## TriStar VS 900/950 Omni Specifications

Model Number	Total H.P.	WEF	Speed Range RPM	Voltage at 60 Hz	Union Connections	Ctn. Qty.	Ctn. Weight
<b>TriStar VS 900</b>							
HL32900VSP	1.85	8.3/12.9	600–3450	230/115	2" x 2 1/2"	1	70 lbs.
<b>TriStar VS 950</b>							
HL32950VSP	2.70	7.3/10.1	600–3450	230/115	2" x 2 1/2"	1	83 lbs.

## Performance Data – TriStar VS 900 Omni\*

RPM	Percent Output	Pump Output (GPM) vs. Total Resistance to Flow (Feet of Head)						
		10 ft	20 ft	30 ft	40 ft	50 ft	60 ft	70 ft
1375	40%	29	—	—	—	—	—	—
1725	50%	55	—	—	—	—	—	—
2075	60%	76	52	—	—	—	—	—
2425	70%	94	77	54	—	—	—	—
2750	80%	111	97	80	58	—	—	—
3100	90%	128	116	103	87	67	34	—
3450	100%	145	134	123	110	96	78	54

## Performance Data – TriStar VS 950 Omni\*

RPM	Percent Output	Pump Output (GPM) vs. Total Resistance to Flow (Feet of Head)							
		10 ft	20 ft	30 ft	40 ft	50 ft	60 ft	70 ft	80 ft
1375	40%	51	—	—	—	—	—	—	—
1725	50%	80	42	—	—	—	—	—	—
2075	60%	100	82	41	—	—	—	—	—
2425	70%	117	110	90	56	—	—	—	—
2750	80%	133	133	118	100	73	—	—	—
3100	90%	149	149	144	130	117	91	36	—
3450	100%	194	184	172	160	146	130	110	84

NOTE: \*For 230V

# TriStar® VS 900 & TriStar® VS 950

ULTRA-HIGH EFFICIENCY PUMPS

## EXPERT LINE

Hayward TriStar® VS ultra-high efficiency pool pumps are the most efficient pumps in their class. The 900 and 950 models go even further, offering unique features such as a Viton® pump seal and extended warranties. Tests prove they can save pool owners up to 90% on energy costs compared to single-speed pumps.

### Applications

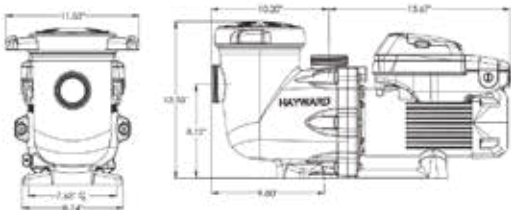
- In-ground pools
- In-ground spas

### Features

- Extended-life Viton pump seal for improved resistance against chemical imbalances
- Best-in-class energy efficiency via industry leading hydraulic design plus super-efficient permanent magnet motor saves up to \$1,500\* in energy costs year after year
- Easily installed in all applications: in standalone mode, with Hayward automation systems or with competitors' systems via relay control
- Fully programmable and rotatable digital interface with up to 8 custom timer functions
- Second base included to align with Pentair® WhisperFlo® for simple retrofit upgrades
- A separate base is also available (SPX3200SR) to align with Sta-Rite®, Max-E-Pro®, Max-E-Glas® or Dura-Glas®.

\*Savings compared to a single speed pump running 12 hours per day, on a 20,000 gallon pool, at an average electrical rate of \$0.15/kWh. Actual savings may vary based on comparison pump model, hours of operation, electrical rate and other hydraulic aspects such as plumbing size and length.

### Overall Dimensions (inches) TriStar VS 900 and 950



TriStar VS 900 and TriStar VS 950 Ultra-High Efficiency Pumps

## TriStar VS 900 and TriStar VS 950 Buying Guide

Model Number	Total H.P.	WEF	Speed Range RPM	Voltage at 60 Hz	Union Connections	Ctn. Qty.	Ctn. Weight
<b>TriStar VS 900</b>							
SP32900VSP	1.85	8.3/12.9	600–3450	230/115	2" x 2 1/2"	1	52 lbs.
<b>TriStar VS 950</b>							
SP32950VSP	2.70	7.3/10.1	600–3450	230/115	2" x 2 1/2"	1	65 lbs.

### Performance Data – TriStar VS 900

RPM	Percent Output	Pump Output (GPM) vs. Total Resistance to Flow (Feet of Head)						
		10 ft	20 ft	30 ft	40 ft	50 ft	60 ft	70 ft
1375	40%	29	—	—	—	—	—	—
1725	50%	55	—	—	—	—	—	—
2075	60%	76	52	—	—	—	—	—
2425	70%	94	77	54	—	—	—	—
2750	80%	111	97	80	58	—	—	—
3100	90%	128	116	103	87	67	34	—
3450	100%	145	134	123	110	96	78	54

### Performance Data – TriStar VS 950\*

RPM	Percent Output	Pump Output (GPM) vs. Total Resistance to Flow (Feet of Head)							
		10 ft	20 ft	30 ft	40 ft	50 ft	60 ft	70 ft	80 ft
1375	40%	51	—	—	—	—	—	—	—
1725	50%	80	42	—	—	—	—	—	—
2075	60%	100	82	41	—	—	—	—	—
2425	70%	117	110	90	56	—	—	—	—
2750	80%	133	133	118	100	73	—	—	—
3100	90%	149	149	144	130	117	91	36	—
3450	100%	194	184	172	160	146	130	110	84

\*For 230V

# TriStar® XE

ULTRA-HIGH EFFICIENCY PUMPS

EXPERT LINE

Pumps



TriStar XE Pump

TriStar XE ultra-high efficiency pumps are built to deliver maximum energy savings while cutting equipment costs by more than a third. With selectable speed options, pool owners can customize their pump settings (and savings) without having to pay for more options than they need. With its easy installation, dual-voltage capability and durable design that's up to 30% lighter than competitive VS models, TriStar XE is the best way to install a pump that complies with U.S. Dept. of Energy regulations in any new or existing pool.

### Applications

- In-ground pools
- In-ground spas

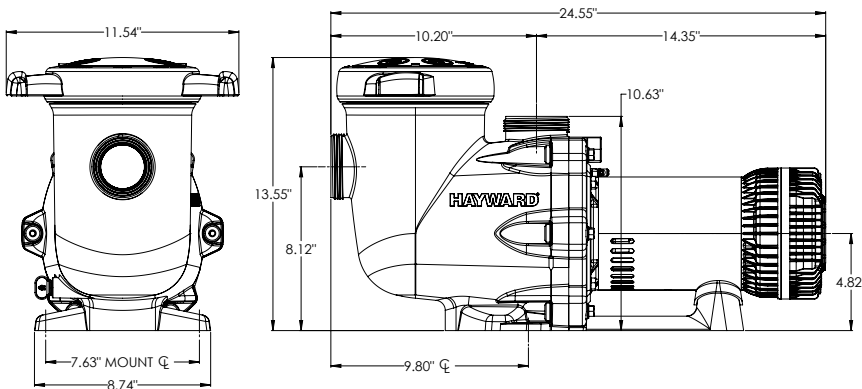
## TriStar XE Pump Buying Guide

Model Number	Total H.P.	WEF	Speed Range	Voltage at 60 Hz	Ctn. Qty.	Ctn. Weight
SP3207X10XE	1.25	9.3/9.3	40–100%	230/115	1	40 lbs.
SP3210X15XE	1.85	8.5/8.4	40–100%	230/115	1	40 lbs.
SP3215X20XE	2.25	7.2/8.7	40–100%	230/115	1	41 lbs.

### Features

- Industry-leading efficiency exceeds DOE benchmarks and efficiency of many competitive VS pumps
- Easily programmable with up to 6 selectable speeds
- Dual-voltage capability (230V/115V) offers more versatility for installation
- Chemical-resistant Viton® seal offers improved resistance against chemical imbalances
- Simple installation includes standard 2" x 2.5" CPVC unions and doesn't require any additional equipment

### Overall Dimensions (inches)



### Performance Data

Model No.*	Pump Output (GPM) vs. Total Resistance to Flow (Feet of Head)						
	20 ft	30 ft	40 ft	50 ft	60 ft	70 ft	80 ft
SP3207X10XE	103	93	81	68	50	—	—
SP3210X15XE	131	124	112	98	81	57	—
SP3215X20XE	148	144	137	123	106	86	55

NOTES: \*These are 230V model numbers.



### EXPERT LINE

The TriStar Pump from Hayward features the industry's most energy efficient hydraulics. Easy to install, service and maintain, TriStar outperforms the competition when it comes to flow, efficiency and value. It's the first to feature a large, no-rib strainer basket design that's quick and easy to clean.

#### Applications

- In-ground pools of all types and sizes (including in-floor cleaning systems, solar heating systems, water features)
- In-ground spas or in-ground pool/spa combinations
- Fountains

#### Features

- Higher flow rates can allow for stepping down in pump horsepower compared to less efficient pump models
- 2" x 2 1/2" union connections make installation and servicing fast and easy
- No-rib basket design insures easy debris removal. Extra leaf-holding capacity extends time between cleanings
- Pressure testable to 50 psi maximum
- Self-priming (suction lift up to 10' above water level)

#### Performance Data

Pump Output (GPM) vs. Total Resistance to Flow (Feet of Head)									
Model No.	20 ft	30 ft	40 ft	50 ft	60 ft	70 ft	80 ft	90 ft	100 ft
<b>Energy Efficient Full Rated</b>									
SP3205EE	87	76	62	45	8	—	—	—	—
SP3207EE	104	94	83	70	54	22	—	—	—
SP3210EE	132	121	110	97	81	60	—	—	—
SP3215EE	159	149	137	125	111	93	70	—	—
SP3220EE	187	175	161	146	130	110	80	—	—
SP3230EE	212	200	186	171	154	138	111	75	—
SP3250EE	240	227	213	193	182	168	150	118	80



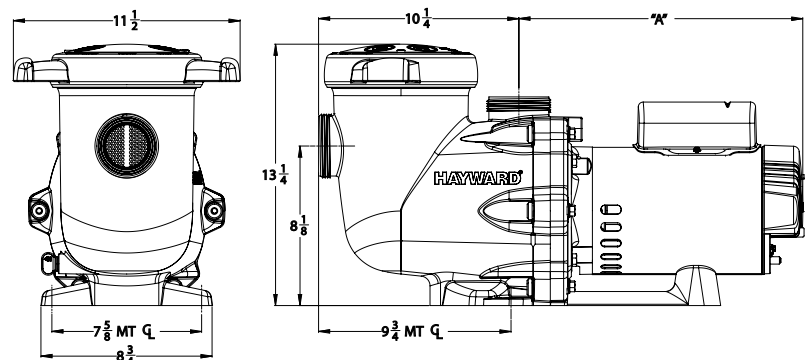
TriStar Pump

#### TriStar Buying Guide

Model Number	Total H.P.	Service WEF	Factor	Voltage at 60 Hz	Union Connections	Dim. "A"	Ctn. Qty.	Ctn. Weight
<b>Energy Efficient Full Rated Single-Speed</b>								
SP3205EE*	0.99	-	1.98	115/208-230	2" x 2 1/2"	13 5/8"	1	42 lbs.
SP3207EE*	1.39	-	1.85	115/208-230	2" x 2 1/2"	13 7/8"	1	44 lbs.
SP3210EE*	1.85	-	1.85	115/208-230	2" x 2 1/2"	14 3/8"	1	47 lbs.
SP3215EE*	2.40	-	1.60	115/208-230	2" x 2 1/2"	14 7/8"	1	51 lbs.
SP3230EE*	3	-	1.20	208-230	2" x 2 1/2"	15	1	65 lbs.
SP3250EE	5.0	1.7	1.00	208-230	2" x 2 1/2"	17 1/8"	1	66 lbs.

\*Not DOE compliant. Not approved for sale in U.S.

#### Overall Dimensions (inches)




# Super Pump® VS 700 (Omni®)

ULTRA-HIGH EFFICIENCY PUMPS

EXPERT LINE

Pumps



Super Pump VS 700 Omni

Super Pump® VS 700 is a simple drop-in upgrade for Super Pump single-speed pumps up to 1.5 HP. Built with dual voltage capability, it offers the savings of a VS pump without requiring costly rewiring. Built with a chemical-resistant Viton® seal and accompanied by a 3-year extended warranty, Super Pump VS 700 offers powerful protection for years of reliable performance.

Hayward VS Omni ultra-high efficiency pumps provide next generation energy efficiency plus smart control of the entire pad including pumps, heaters, lighting, salt systems, cleaners, water features, and spa settings. Each model is supplied with everything needed to install smart pool control: VS Control Pad, Hub, and a Smart Relay. Up to two additional Smart Relays can be purchased for even more control including booster pumps, cleaner, backyard lighting, and water features.

## Super Pump VS 700 Specifications

Model Number	Total H.P.	Speed Range WEF	RPM	Voltage at 60 Hz	Port Size	Smart Pool Control	Ctn. Qty.	Ctn. Weight
<b>Super Pump VS 700</b>								
SP2670020VSP	1.65	8.6/11.7	600–3450	230/115	2"	No	1	63 lbs.
<b>Super Pump VS 700 Omni</b>								
HL2670020VSP	1.65	8.6/11.7	600–3450	230/115	2"	Yes	1	63 lbs.

### Applications

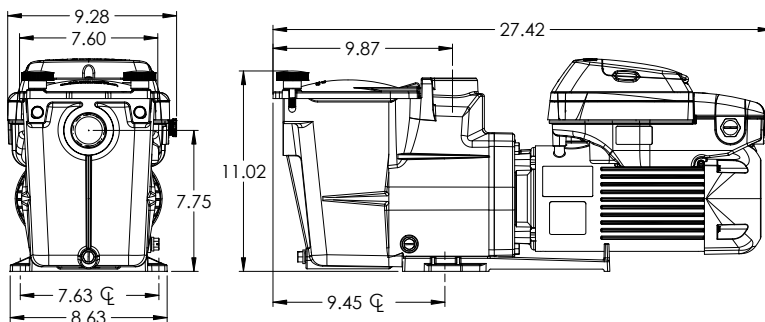
- In-ground pools
- In-ground spas

### Features

- Delivers up to 80% energy savings\*
- Fast and easy installation for both existing and new pools
- Dual-voltage motor drive maintains optimal operating efficiency for long-lasting performance
- Advanced, chemical-resistant Viton seal enhances durability in all environments
- VS Omni model provides smartphone control for the entire pad
- Up to two additional Smart Relays (HLH485RELAY) can be added for even more control options

\*Actual savings may vary based on comparison pump model, hours of operation, electrical rate and other hydraulic aspects such as plumbing size and length.

### Overall Dimensions (inches)



### Performance Data\*

RPM	Percent Output	Pump Output (GPM) vs. Total Resistance to Flow (Feet of Head)					
		10 ft	20 ft	30 ft	40 ft	50 ft	60 ft
1725	50	39	—	—	—	—	—
2400	70	71	54	25	—	—	—
3000	87	95	83	70	52	—	—
3540	100	112	102	92	80	65	40

NOTE: \*230V

## EXPERT LINE

Hayward Super Pump sets the industry standard for excellence and value—and new Super Pump XE is no exception. Offering energy efficiency that outperforms Dept. of Energy standards while cutting pump equipment costs by almost a third, Super Pump XE is the just-right pump for just about any pool. With its easy installation, dual-voltage capability and durable design that's up to 30% lighter weight than competitive VS models, it's the most versatile option for unmatched value.

### Applications

- In-ground pools
- In-ground spas

### Features

- Industry-leading efficiency exceeds DOE benchmarks and efficiency of many competitive VS pumps
- Easily programmable with up to 6 selectable speeds
- Dual-voltage capability (230V/115V) offers more versatility for installation
- Chemical-resistant Viton® seal offers improved resistance against chemical imbalances
- Simple installation with up to 2" shorter length than single-speed models and no additional equipment requirements

### Performance Data

Model No.	Pump Output (GPM) vs. Total Resistance to Flow (Feet of Head)					
	20 ft	30 ft	40 ft	50 ft	60 ft	70 ft
SP2610X15XE	102	91	79	65	44	—
SP2615X20XE	120	110	98	85	69	46

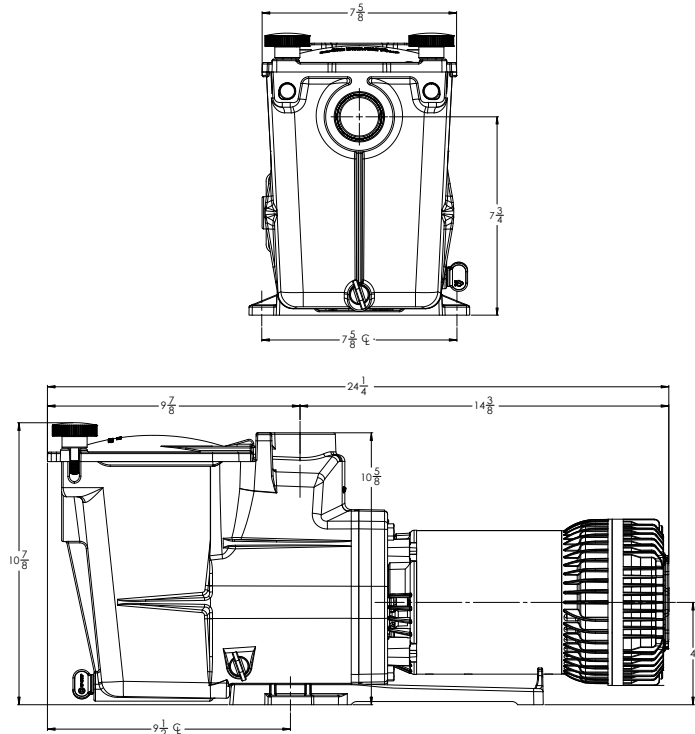


Super Pump XE

### Super Pump XE Buying Guide

Model Number	Total H.P.	Port Size	WEF	Speed Range	Voltage at 60 Hz	Ctn. Qty.	Ctn. Weight
SP2610X15XE	1.65	2"	8.3/8.3	40–100%	230/115	1	34 lbs.
SP2615X20XE	2.25	2"	8.0/7.9	40–100%	230/115	1	37 lbs.

### Overall Dimensions (inches)




# Super Pump®

HIGH EFFICIENCY PUMPS

EXPERT LINE

Pumps



Super Pump & Super Pump 700

Efficient. Dependable. Proven. The Super Pump has all the quality features you expect from Hayward. For aftermarket and new pool installations, the Super Pump sets the standard of excellence and value.

Super Pump 700 is upgraded with an exclusive totally enclosed fan-cooled (TEFC) motor for added reliability. The updated design of the TEFC motor and the top-mount wiring compartment also provide up to 5 inches of extra space, making installation faster and easier than ever—especially in small pool pads.

### Applications

- In-ground pools
- In-ground spas

### Features

- Heavy-duty, high-performance motor for quieter, cooler operation
- Exclusive swing-away hand knobs for easier strainer cover removal: no tools required . . . no loose parts . . . no clamps
- 110-cubic-inch basket has extra leaf-holding capacity; load-extender ribbing ensures free flowing operation
- See-through strainer cover lets you see when the basket needs to be cleaned

### Performance Data

Max Rated Model No.	Pump Output (GPM) vs. Total Resistance to Flow (Feet of Head)					
	20 ft	30 ft	40 ft	50 ft	60 ft	70 ft
SP2670007X10C	89	79	66	51	20	—

Max Rated Model No.	Pump Output (GPM) vs. Total Resistance to Flow (Feet of Head)					
	20 ft	30 ft	40 ft	50 ft	60 ft	70 ft
SP2600X5A	61	50	36	13	—	—
SP2605X7A	74	63	51	33	—	—
SP2607X10A	89	79	66	51	20	—

Max Rated Model No.	Pump Output (GPM) vs. Total Resistance to Flow (Feet of Head)					
	5 ft	10 ft	15 ft	20 ft	25 ft	30 ft
SP2607X102S	44	31	5	—	—	—
SP2610X152S	42	32	18	—	—	—

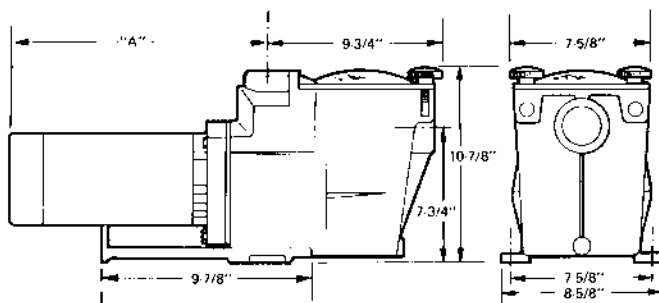
## Super Pump Buying Guide

Model Number	Total H.P.	WEF	Voltage at 60 Hz	Port Size	Dim. "A"	Ctn. Qty.	Ctn. Weight
<b>Super Pump 700 Single Speed</b>							
SP2670007X10C	1.1	3.4	230/115	2"	13 1/8"	1	35 lbs.
<b>Super Pump Single-Speed</b>							
SP2600X5A	0.60	4.3	115	2"	14 1/4"	1	29 lbs.
SP2605X7A	0.85	3.9	230/115	2"	14 1/4"	1	32 lbs.
SP2607X10A	1.1	3.4	230/115	2"	14 1/2"	1	35 lbs.
SP2610X15A*	1.50	-	230/115	2"	15 3/8"	1	40 lbs.
SP2615X20A*	2.00	-	230/115	2"	15 7/8"	1	48 lbs.
SP2621X25A*	2.50	-	230	2"	16 3/8"	1	54 lbs.
<b>Super Pump Two-Speed</b>							
SP2607X102S*	1.0	-	230	2"	13 3/8"	1	39 lbs.
SP2610X152S*	1.50	-	230	2"	13 3/4"	1	43 lbs.

**NOTE:** Dual-speed pumps with "S" designation include "Hi/Lo" manual switch.

\*Not DOE compliant. Not approved for sale in U.S.

### Overall Dimensions (inches)



Super II is the proven design for both 1 1/2" and 2" high performance installations. Its hydraulic efficiency allows greater flow at lower operating costs. The additional riser base makes Super II a drop-in replacement for most aftermarket installations.

### Applications

- In-ground pools of all types and sizes (including in-floor cleaning systems, solar heating systems, water features)
- In-ground spas or in-ground pool/spa combinations
- Fountains

### Features

- Full-flow hydraulics allow greater flow at a lower cost of operation
- Save electricity and money with high efficiency single-speed and two-speed models
- 155-cubic-inch basket has rigid construction including load-extender ribbing for free-flow operation
- See-through cover so pool owners know exactly when to empty the extra-large debris basket
- Second base included to align Super II with STA-RITE®, DURA-GLAS® and other pumps for easy retrofit installations
- Self-priming (suction lift up to 10' above water level)
- Includes pump lid removal tool



SP3015X20A 2 H.P. Super II Pump

## Super II Pump Buying Guide

Model Number	Total H.P.	Rated H.P.	Service Factor	Voltage at 60 Hz	Port Size	Dim. "A"	Ctn. Qty.	Ctn. Weight
<b>Standard Efficient Max Rated Single-Speed**</b>								
SP3005X7A	0.75	¾	1.00	115/230	1 ½"	14 ⅛"	1	35 lbs.
SP3007X10V*	1.10	1	1.10	115/230	1 ½"	14 ½"	1	38 lbs.
SP3010X15V*	1.50	1 ½	1.00	115/230	2"	15 ⅝"	1	43 lbs.
SP3015X20A	2.00	2	1.00	115/230	2"	16 ⅝"	1	51 lbs.

<b>Energy Efficient Max Rated Dual-Speed**</b>								
Model Number	Description	Total H.P.	Rated H.P.	Service Factor	Voltage	Port Size	Dim. "A"	Ctn. Qty. / Ctn. Weight
SP3010X152S		1.50	1 ½	1.00	230	2"	14"	1 / 46 lbs.

### Accessory

SPX3100T	Pump Strainer Tool – For 6 ½" cover/lid	25	14 lbs.
RSX750PAK1C	Unions Pack (set of 2)	1	2 lbs.

\*A standard seal, V Viton seal

\*\*Not DOE compliant. Not approved for sale in U.S.

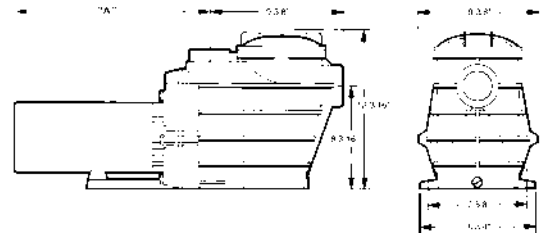
### Performance Data

Max Rated Model No.	Pump Output (GPM) vs. Total Resistance to Flow (Feet of Head)					
	40 ft	50 ft	60 ft	70 ft	80 ft	90 ft
SP3005X7A	47	38	26	12	—	—
SP3007X10V	63	55	46	32	—	—
SP3010X15V	89	80	69	56	34	—
SP3015X20A	112	102	90	75	56	—

### Performance Data – Low Speed

Max Rated Model No.	Pump Output (GPM) vs. Total Resistance to Flow (Feet of Head)					
	5 ft	10 ft	15 ft	20 ft	25 ft	30 ft
SP3010X152S	56	46	34	13	—	—

### Overall Dimensions (inches)



# MaxFlo VS™ 500 (Omni)®

ULTRA-HIGH EFFICIENCY PUMPS

EXPERT LINE

Pumps



MaxFlo VS 500 is a drop-in upgrade for MaxFlo models up to 1.5 HP. It features a new upgraded dual-voltage motor drive that delivers significantly quieter high-speed operation while maintaining optimal operating efficiency with increased reliability and product longevity. Also, a Viton® seal for long-lasting performance.

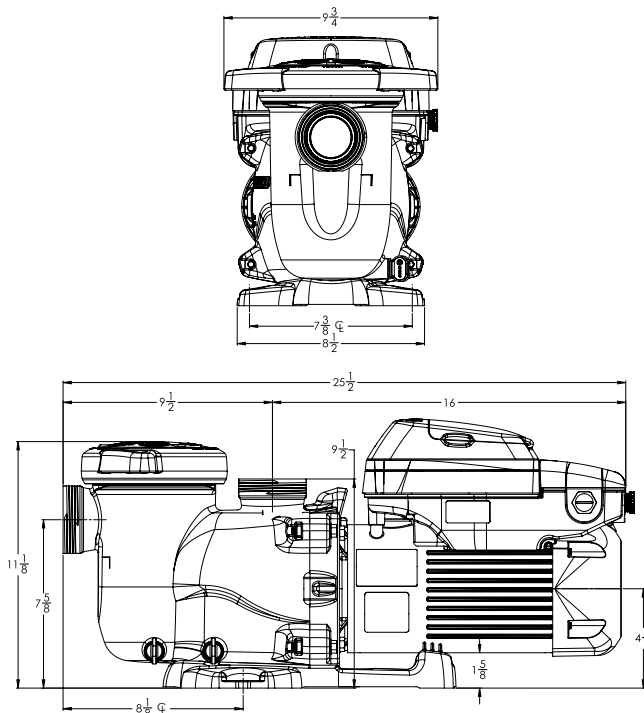
Hayward VS Omni ultra-high efficiency pumps provide next generation energy efficiency plus smart control of the entire pad including pumps, heaters, lighting, salt systems, cleaners, water features, and spa settings. Each model is supplied with everything needed to install smart pool control: VS Control Pad, Hub, and a Smart Relay. Up to two additional Smart Relays can be purchased for even more control including booster pumps, cleaner, backyard lighting, and water features.

MaxFlo VS 500 Omni

## MaxFlo VS 500 Specifications

Model Number	Total H.P.	WEF	Speed Range RPM	Voltage at 60 Hz	Port Size	Smart Pool Control	Ctn. Qty.	Ctn. Weight
<b>MaxFlo VS 500 Omni</b>								
HL2350020VSP	1.65	10.2/10.7	600–3450	230/115	1 1/2" x 2"	Yes	1	63 lbs.
<b>MaxFlo VS 500</b>								
SP23520VSP	1.65	10.2/10.7	600–3450	230/115	1 1/2" x 2"	No	1	63 lbs.

## Overall Dimensions (inches)



## Applications

- In-ground pools
- In-ground spas

## Features

- Delivers up to 80% energy savings\*
- Fast and easy installation for both existing and new pools
- Provides smartphone control for the entire pad
- Up to two additional Smart Relays (HLH485RELAY) can be added for even more control options
- New upgraded dual-voltage motor drive maintains optimal operating efficiency for long-lasting performance
- Advanced, chemical-resistant Viton seal enhances durability in all environments

\*Actual savings may vary based on comparison pump model, hours of operation, electrical rate and other hydraulic aspects such as plumbing size and length.

## Performance Data\*

RPM	Percent Output	Pump Output (GPM) vs. Total Resistance to Flow (Feet of Head)				
		10 ft	20 ft	30 ft	40 ft	50 ft
1725	50	30	—	—	—	—
2400	70	59	40	—	—	—
3000	87	80	68	52	27	—
3450	100	96	85	73	59	40

NOTE: \*For 230V

## EXPERT LINE

For pool owners looking for impressive energy savings in a pump that costs a lot less, MaxFlo XE ultra-high efficiency pumps are a great find. Selectable speed options create powerful cost savings without a lot of hassle. With its easy installation, dual-voltage capability and durable design that's up to 30% lighter weight than competitive VS models, MaxFlo XE is the best way to install an affordable pump that complies with Dept. of Energy regulations in any new or existing pool.

### Applications

- In-ground pools
- In-ground spas

### Features

- Industry-leading efficiency exceeds DOE benchmarks and efficiency of many competitive VS pumps
- Easily programmable with up to 6 selectable speeds
- Dual-voltage capability (230V/115V) offers more versatility for installation
- Chemical-resistant Viton® seal offers improved resistance against chemical imbalances
- Simple installation with up to 2" shorter length than single-speed models, standard 1.5" x 2" unions and no additional equipment requirements

### Performance Data

Max Rated Model No.	Pump Output (GPM) vs. Total Resistance to Flow (Feet of Head)					
	20 ft	30 ft	40 ft	50 ft	60 ft	70 ft
SP2310X15XE	81	69	55	34	—	—
SP2315X20XE	107	95	81	63	35	—

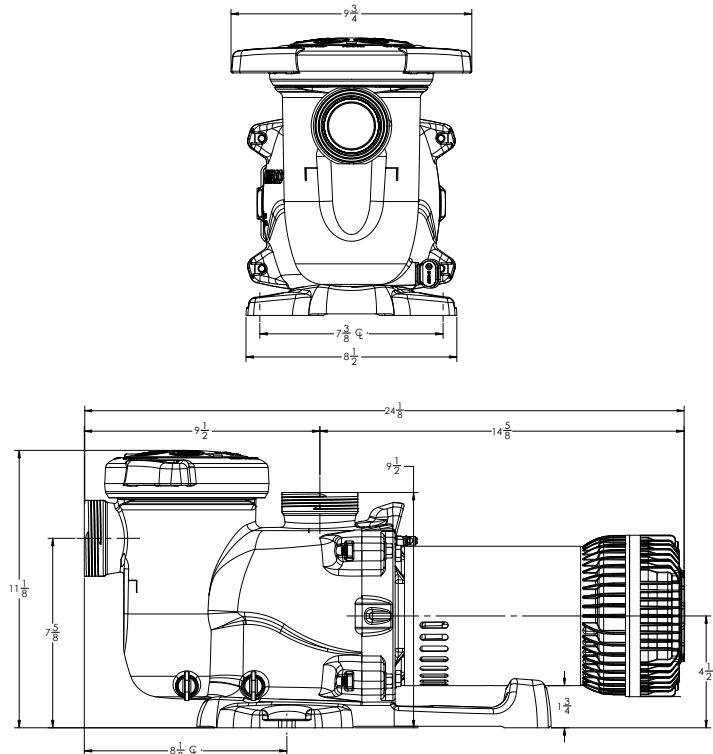


MaxFlo XE

### MaxFlo XE Buying Guide

Model Number	Total H.P.	WEF	Speed Range	Voltage at 60 Hz	Ctn. Qty.	Ctn. Weight
SP2310X15XE	1.65	9.7/9.7	40–100%	230/115	1	37 lbs.
SP2315X20XE	2.25	8.4/8.7	40–100%	230/115	1	37 lbs.

### Overall Dimensions (inches)



# PowerFlo Matrix & PowerFlo II

ABOVE GROUND/ON GROUND PUMP SERIES

Pumps



SP5610 1HP PowerFlo Matrix Pump

## Performance Data in U.S gallons

Model No.	Pump Output (GPM) vs. Total Resistance To Flow (Feet of Head)				
	10 ft	20 ft	30 ft	40 ft	50 ft
SP5610	86	86	75	58	27
SP5615	91	91	80	62	32



VL2280 1HP PowerFlo II Pump

The PowerFlo Matrix has been engineered as a uniquely superior above-ground pool pump. With a single push of a button, this truly versatile pump changes from a vertical to a horizontal discharge and back again. It's large profile and integrated styling makes the PowerFlo Matrix a swimming pool pump like no other.

## Features

- On/Off switch
- Horizontal/vertical discharge feature—simply converts from vertical to horizontal discharge orientation with the press of a button
- Quick disconnect intake and discharge pipe connection
- C-Clip Connector allows for easy disengagement of strainer housing in a matter of seconds for hassle-free maintenance
- Heavy-duty, high performance motor with integrated automatic thermal overload protector for years of operation
- High quality Noryl impeller with wide openings to prevent clogging by leaves and debris
- Durable, corrosion-proof housing for years of dependable service and all-weather performance
- Heat-resistant, double-sized seal for long-lasting efficiency
- Energy-efficient, protected rear mounted switch
- Integral drain plug for easy winterization of pump
- Unions included

## PowerFlo Matrix Buying Guide

Model Number	H.P.	Voltage	Pipe Size	Cord Size	Ctn. Qty.	Ctn. Weight
SP5610	1	115	1 1/2"	25'	1	25 lbs.
SP5610ET**	1	115	1-1/2"	25'	1	25 lbs.
SP5615	1-1/2	115	1-1/2"	25'	1	25 lbs.
SP56152*	1-1/2"	115	1-1/2"	25'	1	25 lbs.

\* 2 Speed Pump  
\*\*Electric Timer

## Optional Accessories

Model Number	Description	Ctn. Qty.	Ctn. Weight
SP1500UNPAK2	Set of two (2) quick connect unions	50	32 lbs.

The PowerFlo II self priming pump has been quality built and engineered to give you many years of efficient performance, in entry level markets. The non-conductive, corrosion-proof motor housing provides protection from the elements and insulates the electrical motor parts from outside contact.

## Features

- Exclusive quarter turn hand knobs make strainer cover removal easy
- Lexan see-thru strainer cover lets you see when basket needs cleaning
- All components molded of corrosion proof PermaGlass XL and stainless steel for extra durability and long life
- Heavy-duty, high performance motor for quieter, cooler operation

## PowerFlo II Buying Guide

Model Number	H.P.	Ctn. Qty.	Ctn. Weight
VL2280	1	1	27 lbs.
VL2285	1.5	1	27 lbs.

For replacement parts see page 169-170.



The TurboFlo II has been designed to provide years of worry free operation and has been engineered as a uniquely superior above ground swimming pool pump. The non-conductive, corrosion-proof motor housing provides protection from the elements and insulates the electrical motor parts from outside contact. The advanced design of the TurboFlo II reduces operation and maintenance to simple, common sense procedures. With self lubricating motor bearings and shaft seals, no lubrication is necessary.

### Features

- Corrosion proof motor housing for years of worry free operation
- Super quiet motor operation
- Ergonomic handle for easy carrying
- Exclusive quad lock cover for easy cover removal and cleaning
- Large leaf holding capacity strainer basket which dramatically extends time between cleanings
- See through strainer cover lets you see when the strainer basket needs to be cleaned
- 110 Volt Plug (25 Long)



SP57152 1HP TurboFlo II Pump

### TurboFlo II Pump Buying Guide

Model Number	H.P.	Ctn. Qty.	Ctn. Weight
SP5710	1	1	29 lbs.
SP5715	1.5	1	31 lbs.
SP57152 (2-speed)	1.5	1	32 lbs.
SP57152ET (2-speed with timer)	1.5	1	32 lbs.

Engineered to provide the same quiet operation and reduced electricity requirements as our standard Booster Pump, the Booster Pump 300 also comes with a totally enclosed fan-cooled (TEFC) motor, hose kit, and a 2-year extended warranty for increased peace of mind.

### Features

- Suitable for all pressure cleaners requiring a booster pump
- TEFC motor delivers added reliability and easily accessible top-mount wiring compartment
- 3/4" retrofit hose kit included
- 3/4" hose barb union adapters allow for easy retrofit to existing installations using flexible hose for booster pump connections
- 1 1/2" plumbing union fittings improve performance and allows easy installation and removal



Booster Pump 300

### Booster Pump 300 Buying Guide EXPERT LINE

Model Number	Total H.P.	Rated H.P.	Service Factor	Voltage at 60 Hz	Ctn. Qty.	Ctn. Weight
HSP30060*	1.25	¾	1.67	115/208-230	1	31 lbs.

NOTE: \*Extended Warranty is 2 years

# UltraPro & UltraMax

ABOVE GROUND PUMP SERIES

Pumps



SP2290 1 H.P. Ultra-Pro Pump

The UltraPro pump has been quality-built and engineered to give you many years of efficient, dependable service. The non-conductive, corrosion-proof motor housing provides protection from the elements and insulates the electrical motor parts from outside contact.

The advanced design reduces operation and maintenance to simple, common-sense procedures.

## UltraPro Pump Buying Guide

Model Number	H.P.	Voltage	Pipe Size	Cord Size	Ctn. Qty.	Ctn. Weight
<b>Max Rated Single-Speed</b>						
SP2290	1	115	1 1/2"	25'	1	27 lbs.
SP2295	1 1/2	115	1 1/2"	25'	1	30 lbs.
SP22952*	1 1/2	115	1 1/2"	25'	1	30 lbs.

\* Two Speed



SP2910 1 H.P. UltraMax Pump

UltraMax self priming pump has been quality-built and engineered to give many years of efficient, dependable service. For above-ground and on-ground pools requiring quiet self-priming performance.

### Features

- Exclusive swing-aside hand knobs make strainer cover removal easy
- Lexan® see-thru strainer cover lets you see when basket needs cleaning
- Strainer basket is 50% larger and incorporates an integral non-corrosive handle. Load extender ribbing ensures free flowing operation
- All components molded of corrosion proof PermaGlass XLTM for extra durability and long life
- Heavy-duty, high performance motor for quieter, cooler operation
- Service-ease design gives simple access to all internal parts

## UltraMax Pump Buying Guide

Model Number	H.P.	Voltage	Pipe Size	Cord Size	Ctn. Qty.	Ctn. Weight
<b>Max Rated Single-Speed</b>						
SP2910	1	115	1 1/2"	25'	1	29 lbs.
SP2915	1 1/2	115	1 1/2"	25'	1	30 lbs.

Hydraulics is the study and understanding of the behavior of liquids at rest and in motion. We are concerned with *water*, and the following characteristics of our application:

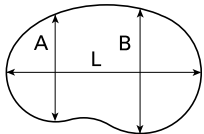
1. How much water do we have (Pool Capacity)?
2. How fast can we safely move the water (Turnover Rate and Water Velocity)?
3. How much resistance will this water meet while moving through the system (Friction Loss)?
4. How will we overcome this resistance (Pump/Filter Sizing)?

Following are step-by-step instructions to answer these four questions and ultimately determine the proper size pump or filter for virtually any installation. Below each step is a calculation based on the following example: 16 ft by 32 ft rectangular pool, 3 ft to 8 ft deep, 2" suction side and return side plumbing. Existing 1 H.P. pump; filter gauge reads 10 PSI (clean).

### 1. Pool Capacity

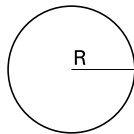
To determine total gallons, we must first calculate the surface area of the pool in square feet:

#### 1A. Surface Area




$$\text{Area} = (A+B) \times L \times .45$$

\_\_\_\_\_ ft<sup>2</sup>  
(surface area)



$$\text{Area} = R \times R \times 3.14$$



$$\text{Area} = L \times W$$

*Surface Area: 16 ft x 32 ft = 512 ft<sup>2</sup>*

Next, multiply the surface area by the average depth to determine the appropriate volume of the pool.

#### 1B. Average Depth

$$\left( \frac{\text{_____ ft} + \text{_____ ft}}{2} \right) = \text{_____ ft}$$

(depth, shallow end) (depth, deep end) (average depth)

*Average Depth = (3 ft + 8 ft) ÷ 2 = 5.5 ft*

#### 1C. Volume

$$\text{_____ ft}^2 \times \text{_____ ft} = \text{_____ ft}^3$$

(surface area) (average depth) (volume)

*Volume = 512 ft<sup>2</sup> x 5.5 ft = 2,816 ft<sup>3</sup>*

Next, multiply the pool's volume in ft<sup>3</sup> by 7.5 to get the pool capacity in gallons:

### 1D. Pool Capacity

$$\text{_____ ft}^3 \times 7.5 \text{ gallons/ft}^3 = \text{_____ gallons}$$

(volume) (pool capacity)

*Pool Capacity = 2,816 ft<sup>3</sup> x 7.5 gallons/ft<sup>3</sup> = 21,120 gallons*

Some of the more common pool sizes are:

Above-Ground Size	Gallons*
15 ft Round	5,293
18 ft Round	7,622
21 ft Round	10,374
24 ft Round	13,550
12 ft x 24 ft Rectangle	8,626
27 ft Round	17,149

\*Average Depth: 4 ft

In-Ground Size	Gallons*
12 ft x 24 ft Rectangle	11,861
16 ft x 32 ft Rectangle	21,086
18 ft x 36 ft Rectangle	26,687
20 ft x 40 ft Rectangle	32,947

\*Average Depth: 5.5 ft

### 2. Flow Rate

While the actual flow rate of a pump is based on the total resistance of the system as described below, the desired flow rate must be calculated to verify it will satisfy Turnover Rate and Water Velocity requirements.

#### 2A. Turnover Rate

The turnover rate for a swimming pool is the amount of time required to circulate the entire volume of water through the system once to meet reasonably clean, safe water standards. Check with local regulations for the minimum required turnover rate.

Based on the pool's capacity and the desired turnover rate, the minimum rate at which the water must be circulated in Gallons Per Minute (GPM) is calculated as follows:

#### A. Minimum Flow in Gallons per Hour (GPH)

$$\frac{\text{_____ gallons}}{\text{_____ hours}} = \text{_____ GPH}$$

(pool capacity) (desired turnover rate) (minimum flow, gallons per hour)

*Minimum Flow: 21,120 gallons ÷ 10 hours (assumed) = 2,112 gallons per hour*

#### B. Minimum Flow in Gallons per Minute (GPM)

$$\frac{\text{_____ gallons per hour}}{60 \text{ minutes per hour}} = \text{_____ GPM}$$

(minimum flow, gallons per hour) (minimum flow, gallons per minute)

*Minimum Flow: 2,112 gallons per hour ÷ 60 minutes per hour = 35 gallons per minute*

# Hydraulics

## THE BASICS OF PUMP/FILTER SIZING

### 2B. Water Velocity

The maximum recommended water velocity is six (6) or eight (8) feet per second for suction lines and ten (10) feet per second for return lines. Check with local regulations for the maximum water velocity for suction and return lines. The table below lists the maximum flow in GPM based on plumbing size and water velocity.

Pipe Size	Maximum Flow		
	6.0 ft/sec	8.0 ft/sec	10.0 ft/sec
1 1/2"	38 GPM	51 GPM	63 GPM
2"	63 GPM	84 GPM	105 GPM
2 1/2"	90 GPM	119 GPM	149 GPM
3"	138 GPM	184 GPM	230 GPM

*Maximum Flow: 2" suction side plumbing at 6.0 ft/sec = 63 gallons per minute*

### 2C. Desired Flow

The desired flow rate must be between the minimum flow based on the Turnover Rate and the maximum flow based on the Water Velocity. Note that if higher flow rates are needed, such as for water features, the maximum possible flow would have to be increased by using larger size plumbing (e.g. increase from 2" to 2 1/2" plumbing). The use of branch (parallel) plumbing can also be used to reduce the flow and therefore plumbing size. Check with local regulations for proper plumbing sizing.

It is recommended to select a flow that is higher than the minimum to account for decrease in flow that naturally occurs as the filter is loaded with dirt and debris.

*Minimum Flow (Turnover Rate): 35 GPM*

*Maximum Flow (Water Velocity): 63 GPM*

*Desired Flow: 50 GPM*

### 3. Friction Loss (Head Loss)

Everything that the water must pass through within the circulation system — plumbing and equipment — creates resistance or Friction Loss (also referred to as Head Loss). The friction loss for standard plumbing supplies such as pipe, elbows, fittings, etc. can be found using published reference tables. Friction loss for equipment such as filters, heaters, and chlorination systems can be found in charts and/or curves provided by the manufacturer. The sum of all the resistance is called Total Dynamic Head (TDH) and is typically measured in Feet of Water or Feet of Head.

A properly sized pump will have the ability to overcome the Total Dynamic Head of the system while, at the same time, providing flow that will satisfy Turnover Rate and Water Velocity requirements.

For new installations, it is possible to calculate TDH by using reference tables and manufacturer's data to determine the friction loss associated with every component in the circulation system.

For existing installations, we are often unable to determine the total amount of pipe and fittings . . . it's underground. Therefore, what follows is a simplified "rule-of-thumb" means of determining Total Dynamic Head.

We will need to add the resistance from the vacuum (suction) side of the existing pump to the resistance of the pressure side of the pump. Note this assumes the Static Suction Lift (i.e. vertical distance from the center of the pump's impeller to the surface of the water) is offset by the water returning to the pool.

### 3A. Friction Loss (Vacuum)

$$\text{_____ inches of mercury} \times 1.13 \text{ ft of water} = \text{_____ ft of water}$$

(vacuum reading)  (total resistance, vacuum)

Typically, however, a vacuum reading will not be available, therefore, the table below provides Common Head Loss Factors for today's high-efficiency pumps.

Pump Size	Head Loss Factor*
3/4 H.P.	4.5 to 5.5 ft of water
1 H.P.	7 to 9 ft of water
1 1/2 H.P.	10 to 12.5 ft of water
2 H.P.	13.5 to 16 ft of water

\*Assumes 2" suction line, not to exceed 40 ft long, minimal fittings, one (1) 2" valve and full-rated pumps.

*Total Resistance (Vacuum): 9 ft of water (existing 1 H.P. pump)*

### 3B. Friction Loss (Pressure)

$$\text{_____ PSI} \times 2.31 \text{ ft of water / PSI} = \text{_____ ft of water}$$

(filter pressure, clean)  (total resistance, pressure)

*Total Resistance (Pressure): 10 PSI x 2.31 ft of water / PSI = 23 ft of water*

### 3C. Total Dynamic Head

$$\text{_____ ft of water} + \text{_____ ft of water} = \text{_____ ft of water}$$

(total resistance, vacuum)  (total resistance, pressure)  (total dynamic head)

*Total Dynamic Head: 9 ft of water + 23 ft of water = 32 ft of water*

### 4. Pump Sizing

We now have all the information necessary to select the proper size pump and/or filter and then proceed based on new vs. existing installations.

A pump's performance data is provided in GPM (output) vs. Feet of Head (resistance). The specific performance data for Hayward pumps can be found in the Pump Section of this Buyer's Guide.

#### 4A. Pump Sizing, New Installations

For new installations, use the desired flow rate and Total Dynamic Head calculated from tables and manufacturer's data:

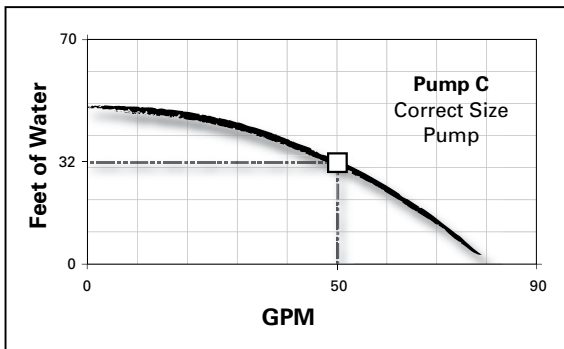
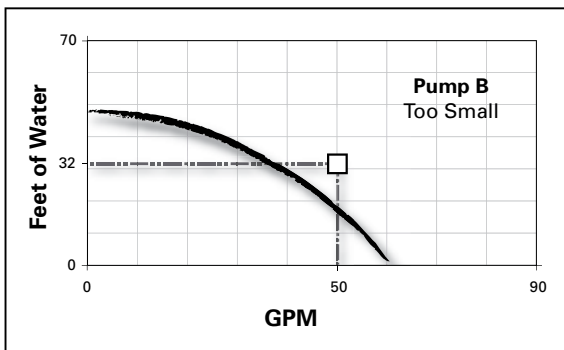
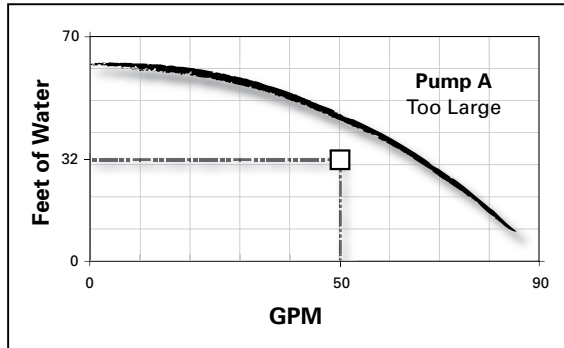
Desired Flow = \_\_\_\_\_ GPM

Total Dynamic Head = \_\_\_\_\_ ft of water

Using Hayward Pump Performance Curves or Tables, identify which pump's performance comes closest to matching the point where the Desired Flow intersects with the Total Dynamic Head.

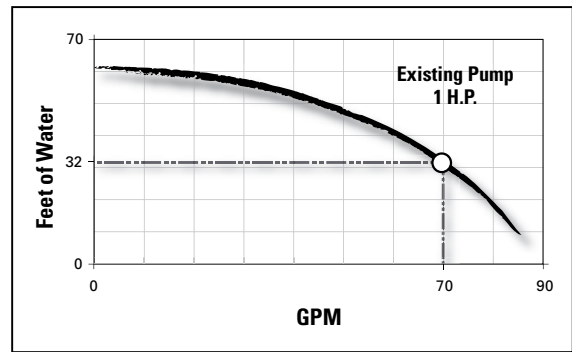
### Desired Flow: 50 GPM

Total Dynamic Head: 32 ft of water (assume to be the same as previously determined from Friction Loss calculations)



If the actual flow rate does not meet the Turnover Rate and Water Velocity requirements, you must either modify the system to add or remove restrictions (e.g. use less restrictive plumbing fittings and/or equipment) or vary the flow by changing size of the pump.

In the example below, the flow (70 GPM) that corresponds to 32 ft of water for the given pump exceeds the maximum flow based on the water velocity. The pump should be re-sized.



Important: if you increase or decrease the flow for any reason (e.g. change pump size), Friction Loss will increase or decrease respectively. You cannot read horizontally across the curve at the same Total Dynamic Head to choose another pump. You must create a system curve based on the following relationship:

$$\frac{\text{_____ ft of water}}{\text{(current friction loss)}} \times \left( \frac{\text{_____ GPM}}{\text{(new flow rate)}} \div \frac{\text{_____ GPM}}{\text{(current flow rate)}} \right)^2 = \frac{\text{_____ ft of water}}{\text{(new friction loss)}}$$

Choose the minimum and maximum flow rates based on Turnover Rate and Water Velocity and calculate the corresponding friction loss using the formula above. Plot each combination of friction loss and flow to create the system curve.

Current Flow: 70 GPM (from chart for existing 1 H.P. pump shown above)  
Current Friction Loss: 32 ft of water

Flow Rate per Turnover Requirement = 35 GPM

Friction Loss = (32 ft of water) x (35 GPM ÷ 70 GPM)<sup>2</sup> = 8 ft of water

Flow Rate per Water Velocity Requirement = 63 GPM

Friction Loss = (32 ft of water) x (63 GPM ÷ 70 GPM)<sup>2</sup> = 26 ft of water

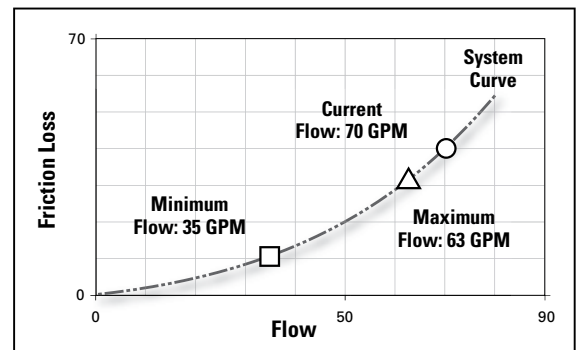
### Installations

For existing installations, use the Total Dynamic Head calculated from the Friction Loss on the Vacuum and Pressure side of the pump.

Total Dynamic Head = \_\_\_\_\_ ft of water

Using the manufacturer's performance curve for the existing pump, find the flow that corresponds to the Total Dynamic Head. This is the actual flow at which the pump is currently operating, which may or may not meet Turnover Rate and Water Velocity requirements. Verify the actual flow rate is between the minimum flow based on the Turnover Rate and the maximum flow based on the Water Velocity.

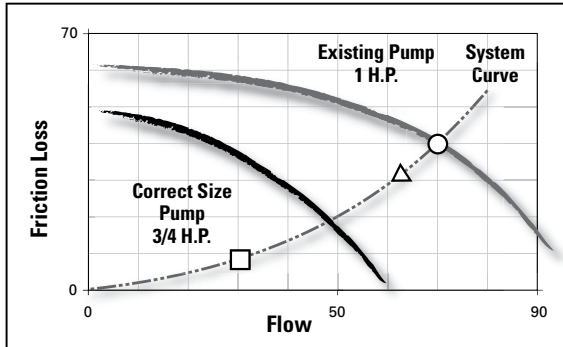
Total Dynamic Head: 32 ft of water



# Hydraulics

## THE BASICS OF PUMP/FILTER SIZING

The point where the performance curve for a particular pump intersects the system curve determines the flow and Total Dynamic Head where that pump will operate.



In this example, the flow for the 3/4 H.P. pump is between the minimum and maximum flow and is therefore properly sized for the application.

### Saving Money by Saving Energy

Depending upon utility rates, pool characteristics, and equipment selected, the energy and dollar savings from an energy efficient single, two, or variable speed pump compared to a standard single speed pump can be quite significant.

For example, a system featuring an energy efficient high performance pump drawing 5.34 amps at 230 volts where the local utility rate is \$0.12 per kWh will cost you approximately \$1.78 over a 12 hour period per day. A standard pump drawing 7.0 amps will cost you approximately \$2.32 per day or an extra \$197 annually!

Use this worksheet to help determine your energy savings:

A. Motor Amp Rating	A
B. Voltage (e.g. 115 volts or 230 volts)	B
C. Local Energy Rate (\$ per kWh)*	C
D. Approximate Power Usage (Watts) = A x B**	D
E. Kilowatts = D / 1000	E
F. \$ per hour = E x C	F
G. Hours of Operation	G
H. Cost per Day = F x G	H
J. Monthly Cost = H x 30	J
K. Yearly Cost = H x number of months pool is in operation	K

**NOTES:** \*Refer to your utility bill to determine locate rate

\*\*Estimated. It is recommended to use a wattmeter to determine the actual power consumption.

### 4B. Filter Sizing

A filter, be it DE, sand, or cartridge, has a Design Flow Rate in GPM as well as a Turnover Capacity in Gallons. See the table below for example. The specific performance data for Hayward filters is provided in the Filter Section of this Buyer's Guide.

Select a filter that meets or exceeds both the desired flow rate and turnover capacity in gallons. Filtration is a category where truly "bigger is better" as a larger size will hold more debris and extend the time between cleaning.

Model Number	Effective Filtration Rate Area	Design Flow	Turnover Capacity (Gallons)	
			8 Hours	10 Hours
S180T	1.75 ft <sup>2</sup>	35 GPM	16,800	21,000
S210T	2.20 ft <sup>2</sup>	44 GPM	21,120	26,400
S220T/T2	2.64 ft <sup>2</sup>	52 GPM	24,960	31,200
S244T/T2	3.14 ft <sup>2</sup>	62 GPM	29,760	37,200
S270T/T2	3.70 ft <sup>2</sup>	74 GPM	35,520	44,400
S310T2	4.91 ft <sup>2</sup>	98 GPM	47,040	58,800
S360SX	6.50 ft <sup>2</sup>	130 GPM	62,400	78,000

*Desired Flow: 50 GPM*

*Turnover 21,120 gallons in 10 hours*

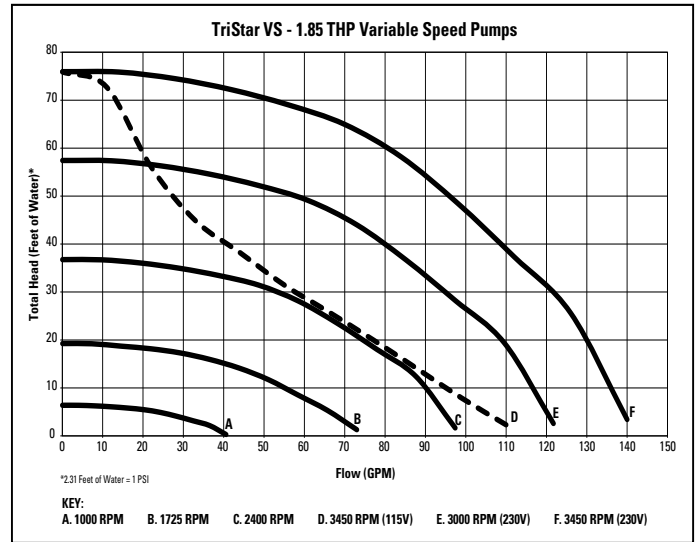
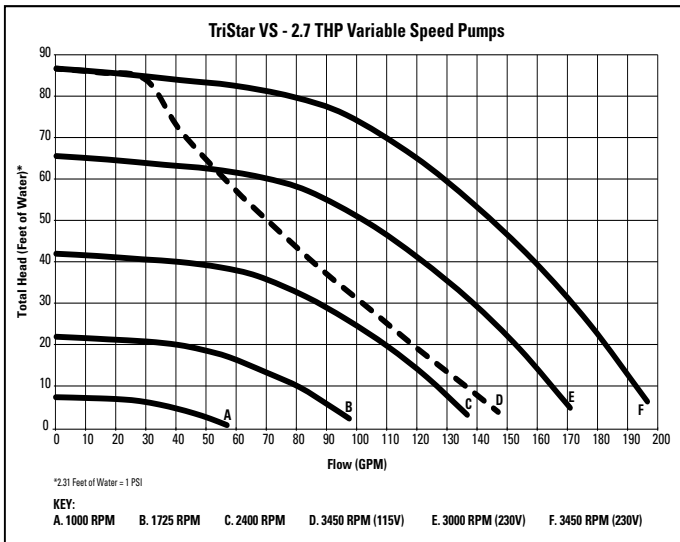
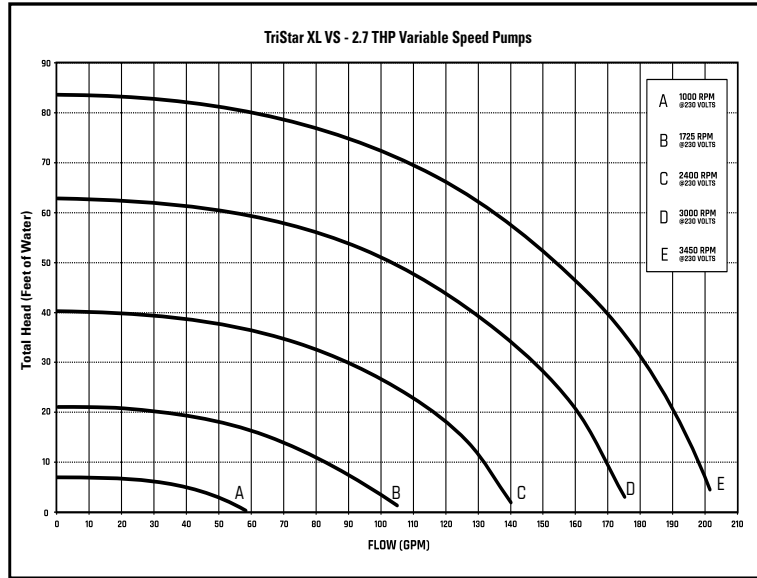
*Select S220T (minimum to meet Desired Flow and Turnover)*

One additional factor to consider in filter sizing is bather load. Busier pools require larger filters. Also, larger filters provide longer cycles, reducing everyday maintenance required by the consumer during the pool season.

### Summary

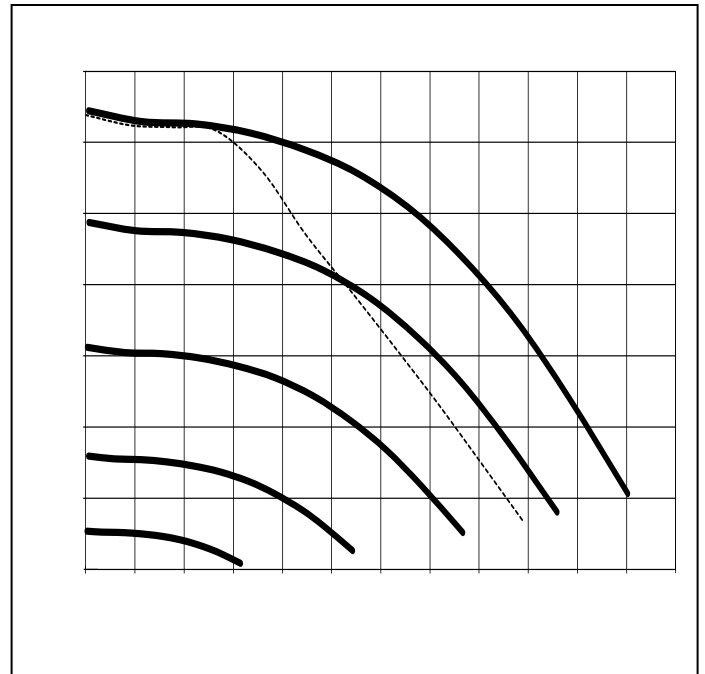
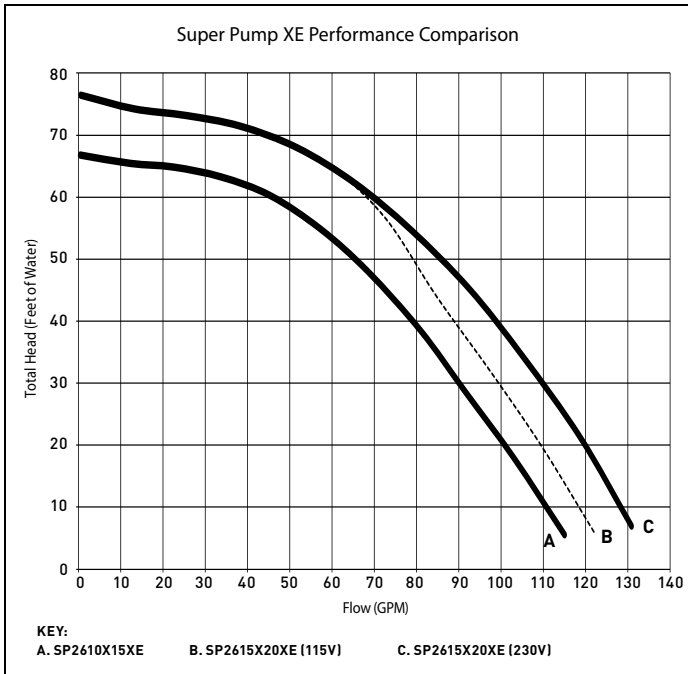
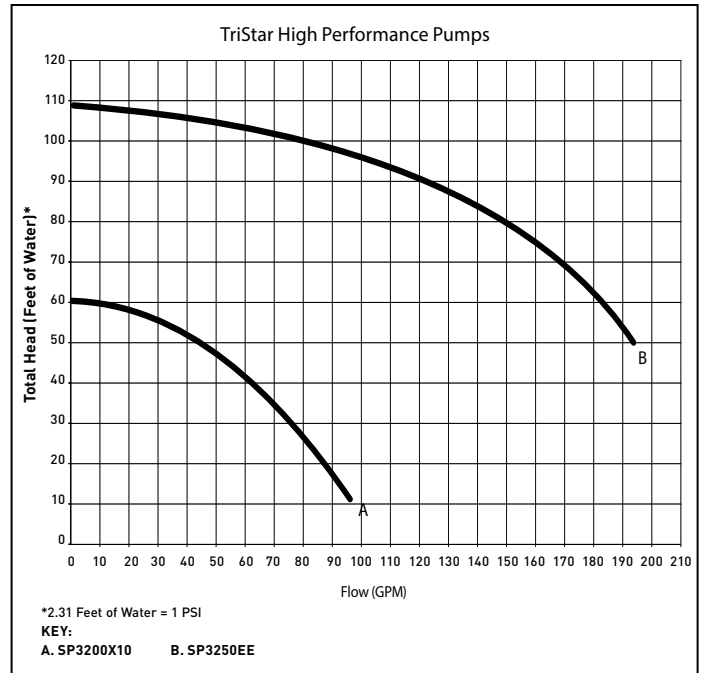
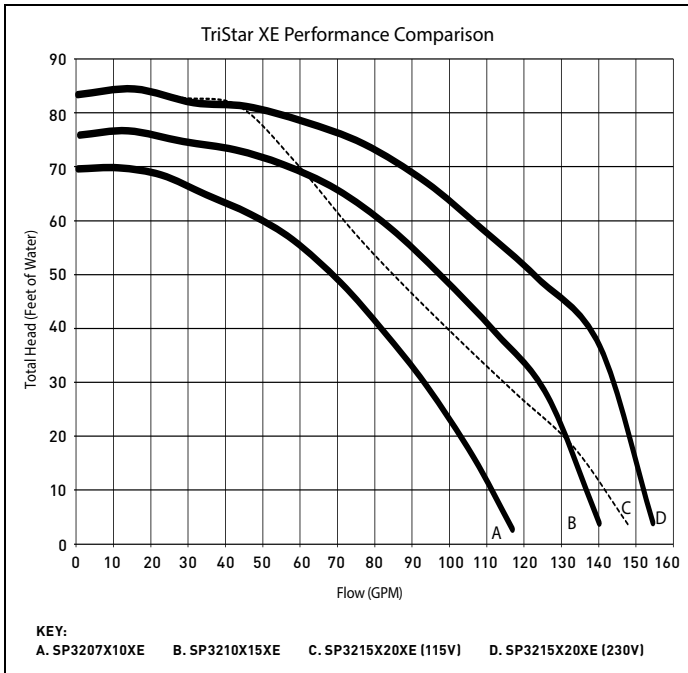
Using the information calculated above, you can properly size the pump, filter, and corresponding equipment, assuring you meet Turnover Rate and Water Velocity requirements while eliminating the electrical waste and potential damage to other system components associated with a needlessly oversized pump.

Below are the Performance Curves for Hayward In-Ground Pumps in Flow (measured in Gallons per Minute) and Total Dynamic Head (measured in Feet of Water). See "Pump Sizing" on p. 19–22 for tips to properly size pumps for both new and existing installations.

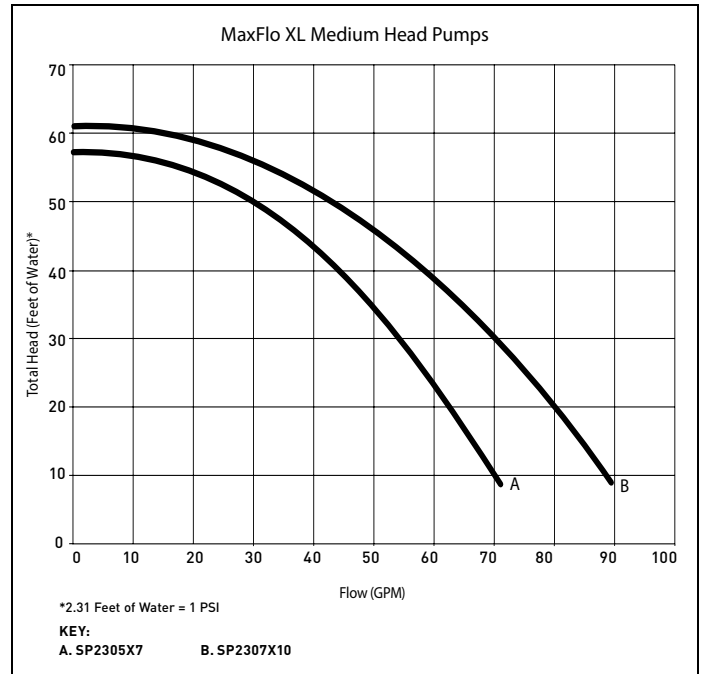
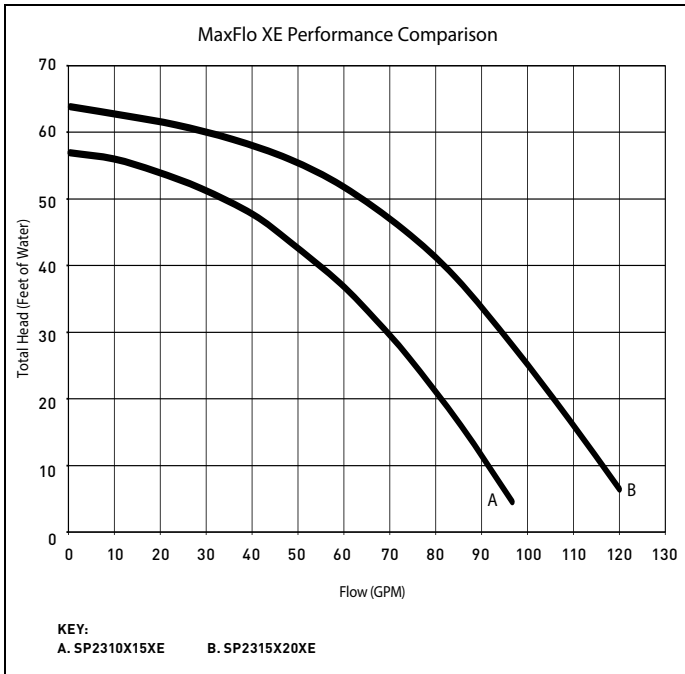
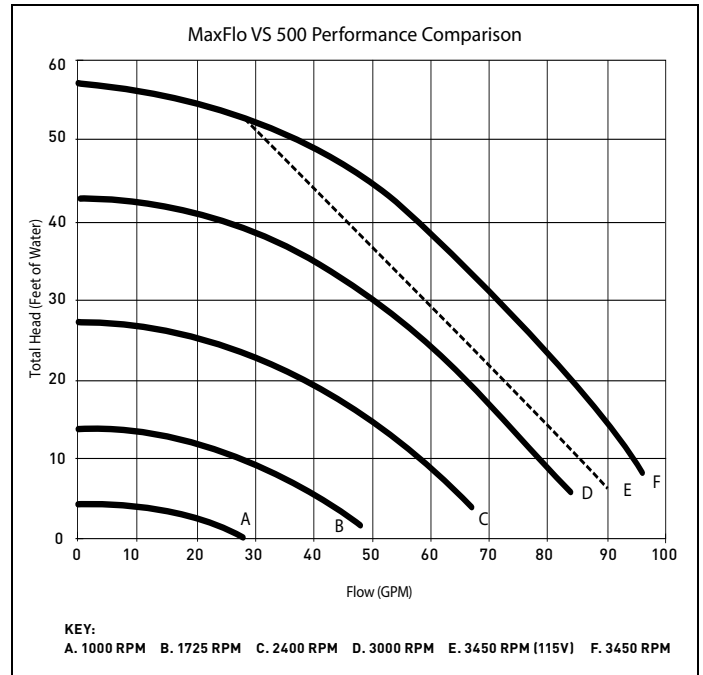
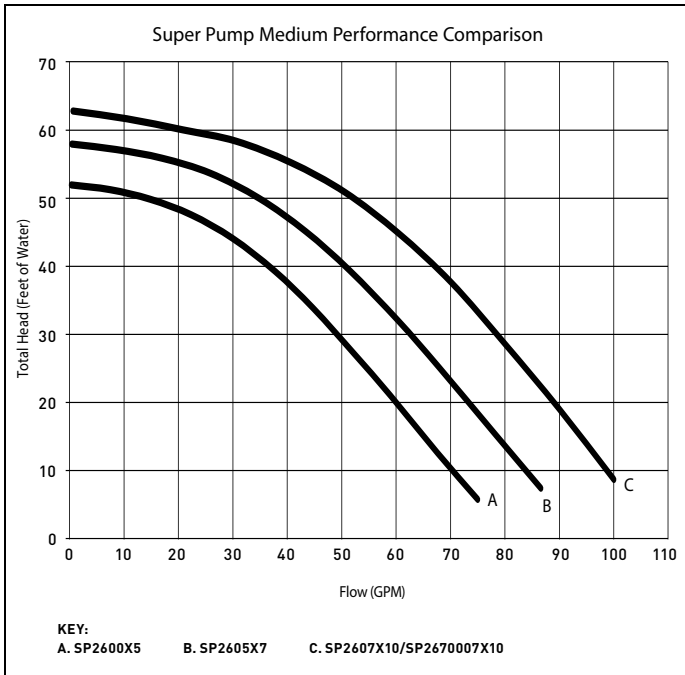


# Hydraulics

## PUMP PERFORMANCE CURVES (continued)









C4030 SwimClear Filter



C7030 SwimClear Filter

Utilizing a cluster of reusable cartridge elements, SwimClear filters offer a choice of 225, 325, 425, 525 or 700 square feet of heavy-duty dirt-holding capacity for extra-long filter cycles, up to an entire season without cleaning. SwimClear filters will provide years of trouble-free operation and crystal clear, sparkling water.

### Applications

- In-ground pools
- In-ground pool/spa combinations
- In-ground spas (residential or commercial)

### Features

- High capacity, rapid release manual air relief valve bleeds air with a quick quarter turn of the lever.
- Filter tanks made from durable glass reinforced co-polymer to meet the demands of the toughest applications and environmental conditions, including in-floor cleaning systems.
- Self-aligned tank top and bottom make access to serving the Quad-Cluster™ cartridge elements fast and simple
- Heavy-duty, tamper-proof, one-piece clamp securely fastens tank top and bottom. Allows quick access to all internal components without disturbing piping or connections
- Top manifold configuration provides excellent filtration and hydraulic performance
- Non-corrosive top closure plate prevents elements from lifting and allowing unfiltered water to by-pass into pool or spa during operation
- Quad-Cluster of high-quality polyester cartridge elements provide 225, 325, 425, 525 or 700 square feet of filter area for extra dirt-holding capacity and long filter cycles
- 2" full-flow internal piping and plumbing for less resistance to flow and maximum performance.
- PVC union coupling connection accepts 2" or 2 1/2" piping for plumbing versatility and hydraulic efficiency.
- Full size 1 1/2" integral drain allows for fast, 100% clean-out and easier flushing of tank

## SwimClear Cartridge Filter Buying Guide

Model Number	Effective Filtration Area	Union Connections	Dimensions		Clearance for Head Removal	Ctn. Qty.	Ctn. Weight
			Width	Height			
C2030	225 ft. <sup>2</sup>	2" x 2 1/2"	24"	32 1/2"	15"	1	50 lbs.
C3030	325 ft. <sup>2</sup>	2" x 2 1/2"	24"	34 1/2"	16"	1	60 lbs.
C4030	425 ft. <sup>2</sup>	2" x 2 1/2"	24"	40 1/2"	18"	1	69 lbs.
C5030	525 ft. <sup>2</sup>	2" x 2 1/2"	24"	46 1/2"	22"	1	79 lbs.
C7030	700 ft. <sup>2</sup>	2" x 2 1/2"	24"	52 1/2"	28"	1	85 lbs.

### Performance Data – Public and APSP-15

Model Number	Effective Filtration Area	Public Design Flow Rate	Turnover (In Gallons)	
			8 Hours	10 Hours
C2030	225 ft. <sup>2</sup>	84 GPM	40,320	50,400
C3030	325 ft. <sup>2</sup>	122 GPM	58,560	73,200
C4030	425 ft. <sup>2</sup>	150 GPM	72,000	90,000
C5030	525 ft. <sup>2</sup>	150 GPM	72,000	90,000
C7030	700 ft. <sup>2</sup>	150 GPM	72,000	90,000

Public and APSP-15 Design Flow Rate based on .375 GPM/ft.<sup>2</sup>

\*Determined by pump size and piping system hydraulics. 2" piping is recommended for flow rates above 90 GPM.

## EXPERT LINE

Hayward's newest addition to the SwimClear family is simply the most efficient single element cartridge filter ever produced. It captures more dirt for superior water clarity while the industry's lowest head loss can increase energy savings. SwimClear is the easiest to service: the Easy-Lok™ ring design, comfort grip handles, and lowest lift height provide fast element cleaning and replacement. For energy savings, reliable performance, and the ultimate in service ease, the choice is crystal clear: SwimClear.

### Applications

- In-ground pools
- In-ground pool/spa combinations

### Features

- Captures more dirt for superior water clarity without the need of any supplemental media
- Industry-leading hydraulic efficiency allows the pump to run at a lower speed or less time, which increases energy savings
- Easy-Lok ring design allows quick access to internal components for quick and simple maintenance
- Ergonomic grip handles provide multiple handling locations without touching fiberglass for easy installation and maintenance
- Lowest body height to lift elements for convenient and quick cleaning and replacement
- Recessed pressure gauge and manual air relief enables user to place head assembly upside down on pool pad, protecting the seal from contamination
- 2" x 2 1/2" union connections makes installation and servicing fast and easy

### Performance Data – Residential

Model Number	Effective Filtration Area	Design Flow Rate	Turnover (In Gallons)	
			8 Hours	10 Hours
C100S	100 ft. <sup>2</sup>	100 GPM	48,000	60,000
C150S	150 ft. <sup>2</sup>	120 GPM	57,600	72,000
C200SC	200 ft. <sup>2</sup>	120 GPM	57,600	72,000

Residential Design Flow Rate based on 1 GPM/ft.<sup>2</sup>

### Performance Data – Public and APSP-15

Model Number	Effective Filtration Area	Design Flow Rate	Turnover (In Gallons)	
			8 Hours	10 Hours
C100S	100 ft. <sup>2</sup>	38 GPM	18,240	22,800
C150S	150 ft. <sup>2</sup>	56 GPM	26,880	33,600
C200SC	200 ft. <sup>2</sup>	75 GPM	36,000	45,000

Public and APSP-15 Design Flow Rate based on .375 GPM/ft.<sup>2</sup>



SwimClear Cartridge Filters

### SwimClear Cartridge Filter Buying Guide

Model Number	Effective Filtration Area	Union Connections	Dimensions		Clearance for Head Removal	Ctn. Qty.	Ctn. Weight
			Width*	Height			
C100S	100 ft. <sup>2</sup>	2" x 2 1/2"	18 1/4"	30 1/2"	12"	1	33 lbs.
C150S	150 ft. <sup>2</sup>	2" x 2 1/2"	18 1/4"	33 3/4"	15"	1	37 lbs.
C200SC	200 ft. <sup>2</sup>	2" x 2 1/2"	18 1/4"	38 3/4"	18"	1	40 lbs.

NOTE: \*Based on lock ring — width at base is 13".

# StarClear™ Plus

CARTRIDGE FILTERS

EXPERT LINE

Filters



C9002 StarClear Plus Filter

Hayward's StarClear Plus filters offer quality, value and convenience in cartridge filtration. Because of their durable construction, they can handle the most demanding applications and environmental conditions. The precision engineered core provides extra strength and maximum flow. StarClear Plus filters deliver proven performance and value.

### Applications

- In-ground pools
- In-ground pool/spa combinations

### Features

- Filter tanks made from durable glass reinforced co-polymer material to meet the demands of the toughest applications and environmental conditions, including in-floor cleaning systems
- Single piece injection-molded base and body provides added strength for reliable, corrosion-free performance
- Single locking knob securely fastens head to filter tank, eliminating bolts or clamps
- Extra-large cartridge element with precision engineered core provides extra-strength and maximum flow
- Elevated, filtered water collector and debris sump prevents accidental by-pass of heavy debris to pool when cartridge is removed for cleaning
- 2" FIP connections for plumbing versatility
- ½" FIP filter drain for fast draining. Also accepts standard spigot valve

## StarClear Plus Cartridge Filter Buying Guide

Model Number	Effective Filtration Area	Pipe Size	Dimensions		Clearance for Head Removal	Ctn. Qty.	Ctn. Weight
			Width	Height			
C9002	90 ft. <sup>2</sup>	2" FIP	13 3/8"	30"	19"	1	26 lbs.
C12002	120 ft. <sup>2</sup>	2" FIP	13 3/8"	36"	25"	1	29 lbs.
C17502	175 ft. <sup>2</sup>	2" FIP	13 3/8"	42"	30"	1	32 lbs.

### Performance Data – Residential

Model Number	Effective Filtration Area	Design Flow Rate*	Turnover (In Gallons)	
			8 Hours	10 Hours
C9002	90 ft. <sup>2</sup>	90 GPM	43,200	54,000
C12002	120 ft. <sup>2</sup>	120 GPM	57,600	72,000
C17502	175 ft. <sup>2</sup>	120 GPM	57,600	72,000

Residential Design Flow Rate based on 1 GPM/ft.<sup>2</sup>

### Performance Data – APSP-15

Model Number	Effective Filtration Area	Design Flow Rate*	Turnover (In Gallons)	
			8 Hours	10 Hours
C9002	90 ft. <sup>2</sup>	34 GPM	16,200	20,250
C12002	120 ft. <sup>2</sup>	45 GPM	21,600	27,000
C17502	175 ft. <sup>2</sup>	66 GPM	31,680	39,600

APSP-15 Design Flow Rate based on .375 GPM/ft.<sup>2</sup>

\*Determined by pump size and piping system hydraulics. 2" piping is recommended for flow rates above 90 GPM.

## EXPERT LINE

Hayward StarClear cartridge filters provide crystal clear water and have extra cleaning capacity to accommodate pools and spas of all types and sizes. For replacement or new pool installations, StarClear sets the standard of excellence and value.

### Applications

- In-ground pools
- In-ground pool/spa combinations
- In-ground, in-deck or moveable spas
- Hot tubs
- Above-ground pools

### Features

- Single locking knob securely fastens head to filter tank, eliminating bolts or clamps
- Attractive, durable filter head may be rotated to conveniently position pressure gauge and manual air relief
- Injection-molded filter tank for dependable, corrosion-free performance
- Extra-large cartridge element with precision engineered core provides extra-strength and maximum flow.
- Elevated, filtered water collector and debris sump prevents accidental by-pass of heavy debris to pool or spa when cartridge is removed for cleaning
- 1 ½" or 2" FIP, or 2" SKT connections for plumbing versatility
- ½" FIP filter drain for fast draining of elevated spas and tubs. Also accepts standard spigot valve



C250 StarClear Filter



C500 StarClear Filter

Filters

## StarClear Cartridge Filter Buying Guide

Model Number	Effective Filtration Area	Pipe Size	Dimensions		Clearance for Head Removal	Ctn. Qty.	Ctn. Weight
			Width	Height			
<b>StarClear</b>							
C250	25 ft. <sup>2</sup>	1 ½" FIP	10 ½"	19 ½"	18"	1	13 lbs.
C500	50 ft. <sup>2</sup>	1 ½" x FIP	10 ½"	29 ½"	28"	1	17 lbs.
<b>Micro StarClear™ Cartridge Filters</b>							
Cartridge filters for in-line piping, including spas, hot tubs and above-ground pools.							
C225	25 ft. <sup>2</sup>	1 ½" FIP	7 ¼"	17 ⅞"	—	1	7 lbs.

### Performance Data – Residential

Model Number	Effective Filtration Area	Design Flow Rate	Turnover (In Gallons)	
			8 Hours	10 Hours
C250	25 ft. <sup>2</sup>	25 GPM	12,000	15,000
C500	50 ft. <sup>2</sup>	50 GPM	24,000	30,000

### Performance Data – Public

Model Number	Effective Filtration Area	Design Flow Rate	Turnover (In Gallons)	
			8 Hours	10 Hours
C250	25 ft. <sup>2</sup>	9 GPM	4,500	5,625
C500	50 ft. <sup>2</sup>	18 GPM	9,000	11,250

Public Design Flow Rate based on .375 GPM/ft.<sup>2</sup>

\*Determined by pump size and piping system hydraulics.  
2" piping is recommended for flow rates above 90 GPM.

# XStream® Filtration Series

ABOVE-GROUND FULL-FLO CARTRIDGE FILTER

**EXPERT LINE**

Filters



CC150CAN XStream Filter

XStream size for an XStream clean. Once you see the XStream filtration from Hayward, you'll be hooked. Its massive size and incredible performance mean years of trouble-free filtration. It has an extra large capacity for dirt and debris and a quick-release, high-capacity air relief valve.

## Applications

- Above-ground pools/on-ground pools

## Features

- Designed specifically for the rigors of above-ground filtration
- Longer, more efficient filtering life
- Larger filter body ensures an equal distribution of dirt and debris throughout the filtering element
- Engineered for easy use with flexible or rigid plumbing
- Quick release, high capacity air relief valve
- Durable filter tank will provide years of trouble-free operation
- Easy-Lok™ ring design allows quick access to all internal components in a single turn
- Unique safety catch prevents over-tightening of the lid and efficiently secures the filter for high performance operation

## XStream Filtration Cartridge System Buying Guide

Model Number	Dimensions		H.P.	Ctn. Qty.	Ctn. Weight
	Width	Height			
CC150CAN	21"	33 1/4"	1	1	25 lbs.


## Performance Data

Filter	Effective Filtration Area	Design Flow Rate	Turnover (In Gallons)	
			8 Hours	10 Hours
CC150CAN	150 ft. <sup>2</sup>	120 GPM	57,600	72,000

# Genuine Replacement Cartridges

Hayward replacement cartridges are manufactured with premium materials designed to meet NSF's high quality performance and durability standards. All Hayward cartridges provide maximum hydraulic efficiency, exceptional first pass debris removal, extended filtration cycles, reduced cleaning time and multi-season durability.

Clearly, Hayward Genuine Replacement Cartridges are the only replacement cartridges that will maintain the original filter fit and performance in addition to providing the best overall value.



Genuine Replacement Cartridges

## Features

- Premium 4 oz. cartridges include NSF certification when used in Hayward filters providing original filtration quality and durability
- Precision engineered molded and extruded cores provide maximum hydraulic efficiency and overall structural stability
- Available in economical 4 pack configurations to accommodate multi-cartridge filters
- Individually packaged with Hayward name and part number molded into uniquely coloured end caps for easy identification as a Hayward Genuine Part
- Compatible with all pool sanitizers

## Cartridge Elements Buying Guide

Premium 4 oz Material	Hayward Replacement Cartridge Description	Ctn. Qty.
<b>StarClear &amp; StarClear™ Plus Replacement Cartridges</b>		
CX1100RE	Replacement Cartridge – C1100-	1
CX1200RE	Replacement Cartridge – C1200-	1
CX1750RE	Replacement Cartridge – C1750-	1
CX2020RE	Replacement Cartridge – C2002-	1
CX225RE	Replacement Cartridge – C225-	1
CX250RE	Replacement Cartridge – C250-	1
CX500RE	Replacement Cartridge – C500-	1
CX750RE	Replacement Cartridge – C750-	1
CX760RE	Replacement Cartridge – C751-	1
CX800RE	Replacement Cartridge – C800-	1
CX900RE	Replacement Cartridge – C900-	1
<b>SwimClear™ Replacement Cartridges</b>		
CX100XRE	Replacement Cartridge – C100S-	1
CX150XRE	Replacement Cartridge – C150S-	1
CX200XRE	Replacement Cartridge – C200S-	1
CX1280XRE/CX1280XREPAK4	Replacement Cartridge – C5000-/C5020-/C5025-/C5030-	1
CX480XRE/CX480XREPAK4	Replacement Cartridge – C2000-/C2020-/C2025-	1
CX481XRE/CX481XREPAK4	Replacement Cartridge – C2030-	1
CX580XRE/CX580XREPAK4	Replacement Cartridge – C3000-/C3020-/C3025-/C3030-	1
CX590XREPAK4	Replacement Cartridge – C7020-	1
CX591XRE/CX591XREPAK4	Replacement Cartridge Element – C7030-	1
CX880XRE/CX880XREPAK4	Replacement Cartridge – C4000-/C4020-/C4025-/C4030-	1
<b>XStream®, EasyClear™ &amp; Micro StarClear™ Replacement Elements</b>		
CCX1000RE	Replacement Cartridge – CC1000-	1
CCX1500RE	Replacement Cartridge – CC1500-	1
CCX2000RE	Replacement Cartridge – CC2000-	1
CX225RE	Replacement Cartridge – C225-	1
CX500RE	Replacement Cartridge – C500-	1

# DEP 500 Series

PLEATED ELEMENT D.E. FILTER

Filters



DEP 500 Series Pleated Element Filter with SP0425 SelectaFlo™ high efficiency valve

DEP 500 Series pleated element filters combine the convenient maintenance of a cartridge with the superior water clarity of D.E. technology. Long lasting, easy-clean, elements can be backwashed or removed and quickly rinsed. Valves and union kits are sold separately.

## Applications

- In-ground pools
- In-ground pool/spa combinations

## Features

- Easy-clean elements allow for reduced cleaning time
- Large surface area extends time between cleanings
- Heavy-duty, tamper-proof, one-piece clamp provides quick access to internal components without disturbing plumbing connections
- Flow rating is equivalent to grid D.E. and M.E. cartridge filters, making retrofit installation simple
- High capacity, rapid release manual air relief valve bleeds air with a quick quarter turn of the lever
- Filter tanks made from durable glass reinforced copolymer to meet the demands of the toughest applications and environmental conditions, including in-floor cleaning systems
- Self-aligned tank top and bottom make access to servicing the pleated elements fast and simple
- Inlet diffuser elbow distributes flow of unfiltered water evenly to all filter elements and provides even distribution of D.E. to elements
- Convenient valve and plumbing options allow for customized control
- 2" full-flow internal piping and plumbing for less resistance to flow and maximum performance

## DEP 500 Series Buying Guide

## EXPERT LINE

Model Number	Effective Filtration Area	D.E. Required	Dimensions Width* Height	Clearance for Head Removal	Ctn. Qty.	Ctn. Weight
DEP60	60 ft. <sup>2</sup>	6 lbs.	24" 34 ½"	16"	1	75 lbs.
DEP80	80 ft. <sup>2</sup>	8 lbs.	24" 40 ½"	18"	1	83 lbs.
DEP100	100 ft. <sup>2</sup>	10 lbs.	24" 46 ½"	22"	1	92 lbs.

**NOTES:** All filters include pressure gauge, air relief valve and 1 ½" drain plug.

\*Above dimensions are for filter only. Add 12" for 1 ½" and 14" for 2" multiport valves. Add 7" for 2" slide valve.

Model Number	Description	Pipe Size	Valve Positions	Ctn. Qty.	Ctn. Weight
<b>Valve and Coupling Selections</b>					
SP0425	SelectaFlo	2" SKT x 2 ½" SLIP	4	1	12 lbs.
SP0740DE	SelectaFlo	2" SKT	4	1	9 lbs.
SP0710XR50	VariFlo	1 ½" FIP	6	1	6 lbs.
SP0715XR50	VariFlo	2" FIP	6	1	9 lbs.
DE2400PAK2CS	Coupling	1 ½" SKT x 2" SLIP	—	10	10 lbs.

## Performance Data – Filter

Model Number	Effective Filtration Area	Design Flow Rate*	Turnover	
			8 Hours	10 Hours
DEP60	60 ft <sup>2</sup> / 5.5 m <sup>2</sup>	120 GPM / 454 LPM	57,600 gal / 218 kl	72,000 gal / 273 kl
DEP80	80 ft <sup>2</sup> / 7.4 m <sup>2</sup>	150 GPM / 568 LPM	72,000 gal / 273 kl	90,000 gal / 341 kl
DEP100	100 ft <sup>2</sup> / 9.3 m <sup>2</sup>	150 GPM / 568 LPM	72,000 gal / 273 kl	90,000 gal / 341 kl

**NOTE:** \*2" piping is recommended for flow rates equal to or greater than 90 GPM (341 LPM). Hayward® doesn't recommend flow rates above 150 GPM.

## Performance Data – Valve Positions

Model Number	Filter	Backwash	Waste	Recirculate	Rinse	Closed
SP0425	•	•	•	•	—	—
SP0740DE	•	•	•	•	—	—
SP0710XR50	•	•	•	•	•	•
SP0715XR50	•	•	•	•	•	•
SP0410X502S	•	•	—	—	—	—
DE2400PAK2CS	•	—	—	—	—	—



ProGrid vertical grid D.E. filters provide superior water clarity, efficient flow and large cleaning capacity for pools and spas of all types and sizes. ProGrid combines high-technology features and “service-ease” design for an unparalleled filtration value for both new pool and aftermarket installations.

### Applications

- In-ground pools
- In-ground spas or in-ground pool/spa combinations

### Features

- High capacity, rapid release manual air relief valve bleeds air with a quick quarter turn of the lever
- Filter tanks made from durable glass reinforced copolymer to meet the demands of the toughest applications and environmental conditions, including in-floor cleaning systems
- Self-aligned tank top and bottom make access to servicing the grid elements fast and simple
- Heavy-duty, tamper-proof, one piece flange clamp securely fastens tank top and bottom. Allows quick access to all internal components without disturbing piping or connections.
- High impact grid elements designed for up-flow filtration and top-down backwashing for maximum efficiency
- Integral lift handles and uniform low-profile base make removal of grid nest fast and simple
- Inlet diffuser elbow distributes flow of unfiltered water evenly to all filter elements and provides even distribution of D.E. to grids
- Convenient valve and plumbing options allow for customized control
- 2" full-flow internal piping and plumbing for less resistance to flow and maximum performance
- 72 ft.<sup>2</sup> filter allows for both commercial and large residential applications and years of non-corrosive, trouble-free performance



DE7220 ProGrid Filter



DE3620 ProGrid Filter

Filters

### ProGrid D.E. Filter Buying Guide

Model Number	Effective Filtration Area	D.E. Required	Dimensions Width* Height	Clearance for Head Removal	Ctn. Qty.	Ctn. Weight
DE3620	36 ft. <sup>2</sup>	4 ½" lbs.	24" 34 ½"	16"	1	65 lbs.
DE4820	48 ft. <sup>2</sup>	6 lbs.	24" 40 ½"	18"	1	74 lbs.
DE6020	60 ft. <sup>2</sup>	7 ½" lbs.	24" 46 ½"	22"	1	84 lbs.
DE7220	72 ft. <sup>2</sup>	9 lbs.	24" 52 ½"	25"	1	94 lbs.

**NOTES:** All filters include pressure gauge, air relief valve and 1 ½" drain plug.  
\*Above dimensions are for filter only. Add 12" for 1 ½" and 14" for 2" multiport valves. Add 7" for 2" slide valve.

Model Number	Description	Pipe Size	Valve Positions	Ctn. Qty.	Ctn. Weight
<b>Valve and Coupling Selections</b>					
SP0425	SelectaFlo	2" SKT x 2 ½" SLIP	4	1	12 lbs.
SP0740DE	SelectaFlo	2" SKT	4	1	9 lbs.
SP0710XR50	VariFlo	1 ½" FIP	6	1	6 lbs.
SP0715XR50	VariFlo	2" FIP	6	1	9 lbs.
DE2400PAK2CS	Coupling	1 ½" SKT x 2" SLIP	—	10	10 lbs.

### Performance Data – Valve Positions

Model Number	Filter	Back-wash	Waste	Recirculate	Rinse	Closed
SP0425	•	•	•	•	—	—
SP0740DE	•	•	•	•	—	—
SP0710XR50	•	•	•	•	•	•
SP0715XR50	•	•	•	•	•	•
SP0410X502S	•	•	—	—	—	—
DE2400PAK2CS	•	—	—	—	—	—

### Performance Data – Filter

Model Number	Effective Filtration Area	Public Design Flow Rate*	Turnover (In Gallons)		Residential Design Flow Rate**	Turnover (In Gallons)	
			8 Hours	10 Hours		8 Hours	10 Hours
DE3620	36 ft. <sup>2</sup>	72 GPM	34,560	43,200	90 GPM	43,200	54,000
DE4820	48 ft. <sup>2</sup>	96 GPM	46,080	57,600	120 GPM	57,600	72,000
DE6020	60 ft. <sup>2</sup>	120 GPM	57,600	72,000	150 GPM	72,000	90,000
DE7220	72 ft. <sup>2</sup>	144 GPM	69,120	86,400	150 GPM	72,000	90,000

**NOTES:** \*Based on 2 GPM/ft.<sup>2</sup> (maximum allowable NSF rating).  
\*\*Based on 2.5 GPM/ft.<sup>2</sup> (maximum allowable NSF rating).

# D.E. Separation Tank

PLEATED ELEMENT AND VERTICAL GRID D.E. FILTERS

Filters



C9002SEP Separation Tank with 2" FIP connections

Designed for D.E. filters with up to 100 square feet of filtration area, Hayward D.E. separation tanks are ideal for water conservation and savings during backwashing by returning chemically treated backwash water to the pool. Hayward D.E. separation tanks hold up to 10 lbs. of used D.E. filter powder and compliment both new and existing D.E. filter installations.

## Features

- Rugged, reusable polypropylene containment bag holds up to 10 lbs. of used D.E. filter powder
- For pleated element D.E. filters with up to 100 ft.<sup>2</sup> of filtration area
- For vertical grid D.E. filters with up to 80 ft.<sup>2</sup> of filtration area
- Comes complete with 2" FIP or 2" SKT connections for full-flow performance
- Single locking knob for easy access

## D.E. Separation Tank Buying Guide

Model Number	Pipe Size	Max. D.E. Holding Capacity	Ctn. Qty.	Ctn. Weight
C9002SEP	2" FIP/2" SKT	10 lbs.	1	22 lbs.

**NOTE:** Comes complete with 2" FIP or 2" SKT connections for full-flow performance

### Modular System Base Pak

S200PAK3	Molded platform base for pump and filter. Complete with rigid, sweep union and hardware. Pre-drilled for Super® and Super II™ Pumps. Use 1 ½" VariFlo® Valve.	1	11 lbs.
----------	--	---	---------

Perflex Extended-Cycle D.E. filters clean pools fast, removing particles as small as one micron the first time through. Its patented Flex-Tube™ design gives longer cycles between cleaning because the same D.E. filter powder is used over and over. Plus, Perflex cleans without backwashing, saving hundreds of gallons of treated pool water. An exceptional value as a replacement filter or for new pool installations. For sparkling, clean pools, step up to Perflex.

### Applications

- In-ground pools of all types and sizes

### Features

- Exclusive bump handle activates the mechanism causing the Flex-Tubes to instantly and uniformly clean themselves of dirt and filter powder
- Self-venting design automatically expels any air that may be present in the system
- Proven, patented Flex-Tube filter elements efficiently reuse the filter powder and dirt mixture forming a fresh filtering surface
- Combination pressure gauge and threaded inspection/ service port is easy to read and remove when filter needs cleaning
- Heavy-duty filter tank injection-molded of high-strength thermoplastic for dependable, corrosion-free performance
- Integral check valve prevents system backflow whenever pump is off



EC75A Basic Perflex Filter

Filters

## Perflex Extended-Cycle D.E. Filter Buying Guide

Model Number	1 ½"	1 ½"	Check Valve	D.E. Required	Dimensions		Ctn. Qty.	Ctn. Weight
	Drain Valve	Pressure Gauge/ Inspection Port			Width	Height		
EC65A	•	•	•	6 lbs.	21"	31"	1	44 lbs.
EC75A	•	•	•	7 lbs.	21"	31"	1	45 lbs.

### Performance Data

Model Number	Effective Filtration Area	Public Design Flow Rate*	Residential Design Flow Rate**	Turnover (In Gallons)	
				8 Hours	10 Hours
EC65A	27 ft. <sup>2</sup>	54 GPM		25,920	40,200
EC75A	40 ft. <sup>2</sup>	80 GPM		38,400	48,000
EC65A			67 GPM	32,200	90,250
EC75A			100 GPM	48,000	60,000

NOTES: \*Based on 2 GPM/ft.<sup>2</sup> (maximum allowable NSF rating).

\*\*Based on 2.5 GPM/ft.<sup>2</sup> (maximum allowable NSF rating).

# ProSeries™ Plus

TOP-MOUNT AND SIDE-MOUNT SAND FILTERS

Filters



S311SXV ProSeries Plus 31" Filter with 2" Slide Valve



S360SX ProSeries Plus 36" Filter

Incorporating the many advanced features of Hayward's ProSeries top-mount and side mount sand filters, the ProSeries Plus satisfies the requirements of the most demanding installations, including pools installed with in-floor cleaning systems, spas, fountains or solar heating systems.

### Applications

- Suitable for residential and semi-commercial applications
- In-ground pools installed with in-floor cleaning systems, solar heating systems, water features
- In-ground spas or in-ground pool/spa combinations

### Features

- Durable, flanged inspection cover provides convenient access to top of side mount filters
- Flange clamp design allows 360° rotation of valve to simplify plumbing
- Top diffuser ensures even distribution of water over the top of the sand media bed. All internal piping is 2" to give smooth, free-flowing performance
- Large pressure sand/water drain for rapid winterizing or servicing
- Unitized, corrosion-proof, spherical filter tank molded of rugged, colourfast polymeric material for maximum strength and longer life
- Optional valve and coupling selections for plumbing ease and versatility. Choose from 6-position VariFlo® valve, 2-position slide valve or 1 1/2" SKT x 2" SLIP connectors for multiple (tandem) filter installations
- Precision engineered umbrella-fold self cleaning laterals for balanced flow and backwashing, plus easy serviceability

## ProSeries Plus Buying Guide

EXPERT LINE

Model Number	Side/Top Mount	Valve	Sand Capacity	Dimensions Width**	Dimensions Height	Ctn. Qty.	Ctn. Weight
S311SXV	Side	Slide Valve	350 lbs.	31"	38 5/8"	1	78 lbs.
S360SX	Side	Not Included*	700 lbs.	36"	46"	1	95 lbs.
S360T2	Top	2" VariFlo	700 lbs.	36"	53"	1	134 lbs.

**NOTES:** \*Order valve separately – See "Valve and Coupling Selections" Buying Guide below.

\*\*Above dimensions are for filter only. Add 12" for 1 1/2" and 14" for 2" side mount multiport valves. Add 7" for 2" slide valve.

Model Number	Description	Pipe Size	Valve Positions	Ctn. Qty.	Ctn. Weight
--------------	-------------	-----------	-----------------	-----------	-------------

### Valve and Coupling Selections

SP0710X62	VariFlo Side Mount	1 1/2" FIP	6	1	6 lbs.
SP0715X62	VariFlo Side Mount	2" FIP	6	1	9 lbs.
SP071621	VariFlo Top Mount	2" FIP	6	1	8 lbs.
SP0410X602S	VariFlo Side Mount	2" SKT	2	1	4 lbs.
DE2400PAK2CS	Coupling (2)	1 1/2" SKT x 2" SLIP	—	10	12 lbs.

### Performance Data – Filter

Model Number	Effective Filtration Area	Design Flow Rate*	Turnover (In Gallons)	
			8 Hours	10 Hours
S311SXV	4.95 ft. <sup>2</sup>	99 GPM	47,520	59,400
S360SX	6.50 ft. <sup>2</sup>	130 GPM	62,400	78,000
S360T2	6.50 ft. <sup>2</sup>	130 GPM	62,400	78,000

\*Based on 20 GPM/ft.<sup>2</sup> (maximum allowable NSF rating).

### Performance Data – Valve Positions

Model Number	Filter	Backwash	Waste	Recirculate	Rinse	Closed
SP0710X62	•	•	•	•	•	•
SP0715X62	•	•	•	•	•	•
SP071621	•	•	•	•	•	•
SP0410X602S	•	•	—	—	—	—
DE2400PAK2CS	•	—	—	—	—	—

ProSeries high-rate sand filters are molded of durable, corrosion-proof material for long-lasting performance. They feature an advanced, self-cleaning lateral underdrain system for smooth, efficient flow and totally balanced backwashing. For crystal clear water with minimal care, pool professionals choose ProSeries.

## Applications

- In-ground pools of all types and sizes
- In-ground spas (residential or commercial)
- Water features (fish ponds, fountains, water gardens)

## Features

- Durable, flanged inspection cover provides convenient access to top of filter
- Top diffuser ensures even distribution of water over the top of the sand media bed
- Automatic air relief purges any trapped air during operation of the filter system
- Unitized, corrosion-proof filter tank molded of rugged, colourfast polymeric material for dependable, all weather performance
- Large pressure sand/water drain for rapid winterizing or servicing
- 6-position Hayward VariFlo® control valve with easy-to-use lever-action handle lets you dial any of the 6 valve/filter functions. Integral sight glass lets you see when backwash cycle is completed
- Precision engineered umbrella-fold self cleaning laterals for balanced flow and backwashing, plus easy serviceability

## Performance Data – Filter

Model Number	Effective Filtration Area	Design Flow Rate*	Turnover (In Gallons)	
			8 Hours	10 Hours
S210S	2.20 ft. <sup>2</sup>	44 GPM	21,120	26,400
S244S	3.14 ft. <sup>2</sup>	62 GPM	29,760	37,200
S310S	4.91 ft. <sup>2</sup>	98 GPM	47,040	58,800

\*Based on 20 GPM/ft.<sup>2</sup> (maximum allowable NSF rating).

## Performance Data – Valve Positions

Model Number	Filter	Backwash	Waste	Recirculate	Rinse	Closed
SP0710X62	•	•	•	•	•	•
SP0715X62	•	•	•	•	•	•
SP0410X602S	•	•	—	—	—	—
DE2400PAK2CS	•	—	—	—	—	—



S244S ProSeries 24" Filter with 1 1/2" VariFlo Control Valve



S310S ProSeries 30" Filter with optional 2" VariFlo Control Valve

## ProSeries Buying Guide

EXPERT LINE

Model Number	Valve	Sand Capacity	Dimensions		Ctn. Qty.	Ctn. Weight
			Width**	Height		
S210S	1 1/2" VariFlo	200 lbs.	20 1/2"	32 1/8"	1	46 lbs.
S244S	1 1/2" VariFlo	300 lbs.	24 1/2"	36"	1	53 lbs.
S310S	Not Included*	500 lbs.	30 1/2"	40"	1	76 lbs.

NOTES: \*Order valve separately—See "Valve and Coupling Selections" Buying Guide below.

\*\*Above dimensions are for filter only. Add 12" for 1 1/2" and 14" for 2" multiport valves. Add 7" for 2" slide valve.

Model Number	Description	Pipe Size	Valve Positions	Ctn. Qty.	Ctn. Weight
--------------	-------------	-----------	-----------------	-----------	-------------

### Valve and Coupling Selections

SP0710X62	VariFlo	1 1/2" FIP	6	1	6 lbs.
SP0715X62	VariFlo	2" FIP	6	1	9 lbs.
SP0410X602S	Slide Valve	2" SKT	2	1	4 lbs.
DE2400PAK2CS	Coupling (2)	1 1/2" SKT x 2" SLIP	—	10	12 lbs.

Model Number	Description	Qty.	Ctn. Weight
--------------	-------------	------	-------------

### Modular System

S200PAK3	Heavy-duty, molded platform base for pump and filter. Complete with rigid, clear sweep union and hardware. Pre-drilled for MaxFlo™, Super® and Super II™ Pumps. Use 1 1/2" VariFlo Valve.	1	11 lbs.
----------	---	---	---------

# ProSeries™

TOP-MOUNT SAND FILTERS – S220T, S220T2, S244T, S244T2, S270T, S270T2 AND S310T2 MODELS

Filters



S244T2 ProSeries 24" Filter with 2" VariFlo Control Valve



S310T2 ProSeries 30" Filter with 2" VariFlo Control Valve

ProSeries high-rate sand filters are molded of durable, corrosion-proof material for long-lasting performance. They feature attractive, unitized tank construction for years of trouble-free operation with only minimal care. ProSeries sets the standard for performance, value and dependability.

### Applications

- In-ground pools of all types and sizes
- In-ground spas (residential or commercial)
- Water features (fish ponds, fountains, water gardens)

### Features

- Flange clamp design allows 360° rotation of valve to simplify plumbing
- Integral top diffuser ensures even distribution of water over the top of the sand media bed. Full-size internal piping provides smooth, free-flowing performance
- Large pressure sand/water drain for rapid winterizing or servicing
- Unitized, corrosion-proof filter tank molded of rugged, colourfast polymeric material for dependable, all-weather performance
- 6 position Hayward 2" VariFlo® control valve with easy-to-use lever-action handle lets you dial any of the valve/filter functions. Integral sight glass lets you see when backwash cycle is completed
- Precision engineered umbrella-fold self cleaning laterals for balanced flow and backwashing, plus easy serviceability

## ProSeries Buying Guide EXPERT LINE

Model Number	Valve	Sand Capacity	Dimensions		Ctn. Qty.	Ctn. Weight
			Width	Height*		
S220TC	1 ½" VariFlo	250 lbs.	22 ½"	41"	1	44 lbs.
S244TC	1 ½" VariFlo	300 lbs.	24 ½"	42"	1	46 lbs.
S244T2	2" VariFlo	300 lbs.	24 ½"	42"	1	46 lbs.
S270T2	2" VariFlo	350 lbs.	27"	43"	1	56 lbs.
S310T2	2" VariFlo	500 lbs.	30 ½"	48"	1	68 lbs.

NOTES: \*Above dimensions are to top of valve.

Model Number	Description	Pipe Size	Valve Positions	Ctn. Qty.	Ctn. Weight
--------------	-------------	-----------	-----------------	-----------	-------------

### Valve Selections

SP0714T	VariFlo	1 ½" FIP	7	1	5 lbs.
SP071621	VariFlo	2" FIP	6	1	8 lbs.

Model Number	Description	Ctn. Qty.	Ctn. Weight
--------------	-------------	-----------	-------------

### Modular System Base Paks

S160TPAK3	Universal pump and filter mounting base, complete with clear pump-to-filter hose, pipe adapters and hardware. Pre-drilled for MaxFlo®, Super® and Super II™ Pumps.	1	12 lbs.
-----------	--	---	---------

### Performance Data – Filter

Model Number	Effective Filtration Area	Design Flow Rate*	Turnover (In Gallons)	
			8 Hours	10 Hours
S220TC/T2	2.64 ft. <sup>2</sup>	52 GPM	24,960	31,200
S244TC/T2	3.14 ft. <sup>2</sup>	62 GPM	29,760	37,200
S270T/T2	3.70 ft. <sup>2</sup>	74 GPM	35,520	44,400
S310T2	4.91 ft. <sup>2</sup>	98 GPM	47,040	58,800

\*Based on 20 GPM/ft.<sup>2</sup> (maximum allowable NSF rating).

### Performance Data – Valve Positions

Model Number	Filter	Backwash	Waste	Recirculate	Rinse	Closed	Winter
SP0714T	•	•	•	•	•	•	•
SP071621	•	•	•	•	•	•	—

ProSeries sand filters are high performance filters that blend superior flow characteristics and features with ease of operation. For use in multiple applications, Pro Series will provide clear, sparkling water for years to come.

### Applications

- Above-ground/on-ground pools
- Small in-ground pools
- Aquariums (salt or fresh water)
- Ponds

### Features

- Durable filter tank for long-lasting, all-weather performance
- 7-position VariFlo® valve provides maximum flow at lower pressure drop
- Large pressure sand/water drain for rapid winterizing or servicing
- Flange clamp design allows 360° rotation for easy installation
- Integral top diffuser ensures even distribution of water over the entire sand bed for maximum use of the filtration area
- Precision engineered umbrella-fold self cleaning laterals for balanced flow and backwashing, plus easy serviceability



S166T ProSeries 16" Filter with VariFlo Control Valve



S180TC ProSeries 18" Filter with VariFlo Control Valve

### ProSeries Filter Buying Guide

Model Number	Filter Control Valve	Filter Base	Sand Capacity	Dimensions		Ctn. Qty.	Ctn. Weight
				Width	Height		
S166T	SP0714T	•	100 lbs.	16 ½"	33"	1	25 lbs.
S180TC	SP0714T	•	150 lbs.	18 ½"	35"	1	32 lbs.
S210TC	SP0714T	•	200 lbs.	20 ½"	38"	1	37 lbs.

NOTE: S166T includes snap-on molded pump base.

### Performance Data – Filter

Model Number	Effective Filtration Area	Design Flow Rate	Turnover (In Gallons)	
			8 Hours	10 Hours
S166T	1.40 ft. <sup>2</sup>	30 GPM	14,400	18,000
S180TC	1.75 ft. <sup>2</sup>	35 GPM	16,800	21,000
S210TC	2.20 ft. <sup>2</sup>	44 GPM	21,120	26,400

### Performance Data – Valve Positions

Model Number	Filter	Back-wash	Waste	Recirculate	Rinse	Closed	Winter
SP0714T	•	•	•	•	•	•	•

# Filtration

## THREE METHODS OF FILTRATION

Filters

The importance of proper swimming pool or spa filtration can not be overstated. The reasons for filtration are obvious — clear water not only looks beautiful, but it is also necessary for health and safety reasons. Much of the material suspended in the water, derived from plant and animal sources, provides food for bacteria and algae. It is these materials that must be removed if a pool or spa is to be maintained in a safe and sanitary condition.

The three most popular types of filtration currently in use in residential pools and spas are high-rate sand, cartridge and diatomaceous earth (D.E.). Each method of filtration is explained below.

### High-Rate Sand

The oldest and most popular method of filtration is sand. Sand filters share two things in common: 1) When in the filtration mode, water always flows from top to bottom; 2) They all have some sort of lateral or underdrain with slots to hold back sand while allowing clean, filtered water to pass through.

High-rate sand filters use a special filter sand, normally .45 to .55 mm (also known as pool-grade #20 silica sand), because it has sharp edges that serve to separate particles, allowing filtration to take place. They operate on the basis of “depth” filtration; dirt is driven through the sand bed and trapped in the minute spaces between the particles of sand. Initially, a clean sand bed will remove larger particles, and then, as the bed starts to load up, it will remove finer particles.

Cleaning of the media, or sand bed, is accomplished through reversing the flow through the filter, to the “waste” line. This is known as backwashing.

### Cartridge

Cartridge filtration has been available for a relatively long time, but only recently has it begun to enjoy rapid growth and acceptance.

When water passes through a cartridge filter, dirt is screened out at the surface of the cartridge element. When clean, the element will trap larger particles, with finer particles being filtered out as the pores of the element become clogged by the larger debris.

The cartridge element can be removed and cleaned by pressure washing inside and out with a garden hose.

A key benefit of cartridge filtration is that it does not require a backwash valve. This reduces head loss which, in turn, improves the efficiency of the overall system.

### Diatomaceous Earth (D.E.)

Many pool professionals consider D.E. filtration to be the finest, because it is capable of removing smaller particles than either sand or cartridge.

Diatomaceous earth is a porous powder with microscopic openings, that, when magnified, look like tiny sponges. Clear water can pass through these openings, but particles, as small as five microns, are trapped the first pass through the media.

All D.E. filters have internal elements that become coated with D.E. It is this “filter cake” that strains dirt, dust, algae and some forms of bacteria from the water.

Similar to sand filters, when a D.E. filter becomes dirty, it is cleaned either by backwashing the clogged D.E. to the “waste” line or regenerating and draining. To restore filtration, a fresh “charge” of D.E. is added to the filter.

### Water Chemistry

Whatever method of filtration is selected, it is important to remember that filtration alone does not keep water looking its best. Proper water chemistry must also be maintained for safe, clean water. Most pool owner complaints are directly related to water chemistry or improper sizing of filters and pumps rather than equipment failures.

### Technical Data – Filtration

Filtration Method	Suggested Filtration Rate		Approximate Filtration Range (Microns)
	Residential (GPM/ft. <sup>2</sup> )	Commercial (GPM/ft. <sup>2</sup> )	
High-Rate Sand	20	20	20 to 40
Cartridge	1*	.375	10 to 20
Diatomaceous Earth	2.5	2	5

**NOTE:** \*Use Commercial Filtration Rate (.375 GPM/ft.<sup>2</sup>) to meet APSP-15

Sources: (1) NSPI. Basic Pool & Spa Technology (2/88 Edition); Section 1.4: Filters

(2) Hayward Pool Products Technical Bulletin TMF-12.



High-Rate Sand Filter



Cartridge Filter



Vertical Grid Diatomaceous Earth (D.E.) Filter



## EXPERT LINE

Engineered to be just as high-performing as our industry-leading HeatPro heat pump, the HeatPro VS heat pump leverages variable-speed technology to maximize energy and cost savings while minimizing operational noise. As the first AHRI-certified inverter-driven variable-speed heat pump in North America, it features a vertical discharge fan that allows for easy installation in any in-ground pool pad. With efficient operation in even the coldest ambient temperatures, it's the smartest way for any pool owner to get more out of their investment.

### Applications

- In-ground pools

### Features and Benefits

- Inverter-driven variable-speed technology features best-in-class part-load COP and incredibly quiet operation
- Intuitive control panel provides a seamless user experience via touchscreen digital display
- Vertical discharge fan allows for versatile installation in any in-ground pool pad
- Heat and Cool. This heat and cool heat pump, together with low ambient temperature feature, will extend the swimming season
- Soft Start driven by inverter technology, it gives customers no excessive inrush current during the starting process
- Titanium heat exchanger offers superior corrosion resistance to fight against damage and premature failure caused by unbalanced water chemistry
- AHRI certification means independent lab testing confirms product performance and value



HP50952T HeatPro VS


## Specifications & Dimensions

Model Number	HP51202T	HP50952T
<b>BTU Heating Capacity</b>		
80/80/80*	120,000	97,000
80/80/63*	112,000	92,000
50/80/63*	65,000	60,000
<b>BTU Cooling Capacity</b>		
95/90/80*	48,000	42,000
<b>Coefficient of Performance, Heating</b>		
80/80/80*	5.8	5.3
80/80/63*	5.5	5.1
50/80/63*	4.0	4.0
Compressor Speed	Variable	Variable
Fan Speed	Variable	Variable
Minimum Operating Temperature	40°F	40°F
Power Supply	208-230V/60 Hz/1 Ph	208-230V/60 Hz/1 Ph
kW Input (80/80/80)	6.1	5.4
Minimum Circuit Amps	45	43
Maximum Fuse Breaker Size	60	60
Water Flow Rate (min/max)	28/75 GPM	25/75 GPM
Water Connection	2" Socket x 2.5" Spigot Union	2" Socket x 2.5" Spigot Union
Refrigerant	R410A	R410A
Unit Dimensions	36.2" D x 33.8" W x 44.2" H	36.2" D x 33.8" W x 44.2" H
Unit Weight	286 lbs.	251 lbs.
Unit Shipping Dimensions	42.3" D x 39.2" W x 48.0" H	42.3" D x 39.2" W x 48.0" H
Unit Shipping Weight	381 lbs.	346 lbs.

\*Ambient Air Temperature/Water Temperature/Relative Humidity

# Heat Pumps

VARIABLE-SPEED AND TRADITIONAL HEAT PUMPS



HP55CLEE1 Variable-Speed Heat Pump

The high performance, energy-efficient Hayward Variable-Speed heat pumps quietly and economically maintain your ideal water temperature at all times and have up to 50% higher energy savings than traditional heat pumps. Featuring a super quiet Mitsubishi inverter compressor and variable-speed ventilation system, which provides an extremely quiet swimming environment, while maintaining the perfect pool temperature at all times.

### Applications

- In-ground pools
- Above ground pools

### Features

- Industry-leading energy efficiency with up to 50% higher energy savings than traditional heat pumps
- Soft start technology leads to lower energy consumption
- Up to 10 times quieter vs. traditional heat pumps
- Soft start technology starts at zero and slowly increases to a higher speed, leading to a stable current and lower energy consumption
- Designed to operate at low ambient temperatures to extend the swimming season earlier in the spring and later in the fall

Hayward Traditional heat pumps provide energy efficient solutions to your pool heating options. With its Quiet Technology, Hayward heat pumps heat pool water more efficiently while maintaining a quiet relaxed backyard environment. Depending on individual use and application of your pool, a heat pump may be right for you.

### Applications

- In-ground pools
- Above ground pools

### Features

- Energy efficient
- Quiet operation
- Designed to operate at low ambient temperatures to extend the swimming season earlier in the spring and later in the fall

## Variable-Speed Heat Pump Buying Guide EXPERT LINE

Model Number	BTU	Compressor	Voltage Phase	Circuit Amps	Diameter Width x Depth	Height	Weight (lbs.)
Energy Efficient Variable-Speed Heat Pumps							
HP50AEE	43,000	Rotary	208-230V	12	41 x 17"	30"	152
HP70AEE	65,000	Rotary	208-230V	17	46 x 19"	34"	160
HP55CLEE1	46,500	Rotary	208-230V	14	41 x 18"	30"	155
HP60CLEE1	57,000	Rotary	208-230V	15	41 x 18"	30"	200
HP80CLEE1	65,600	Rotary	208-230V	16	46 x 19"	34"	265

## Traditional Heat Pump Buying Guide

Model Number	BTU	Compressor	Voltage Phase	Circuit Amps	Diameter Width x Depth	Height	Weight (lbs.)
Traditional On/Off Heat Pumps							
HP50CL	45,000	Rotary	208-230V	12	41 x 18"	26"	128
HP65CL	59,100	Scroll	208-230V	15.5	38 x 14"	24"	218
HP80CL	68,400	Scroll	208-230V	17.5	44 x 18"	34"	225
HP50A1	45,000	Rotary	208-230V	12	41 x 19"	27"	128
HP70A1	72,000	Rotary	208-230V	19	48 x 19"	35"	234

Created to reliably provide an efficient, comfortable and relaxing pool environment, Summit heat pumps deliver the ultimate in quiet backyard performance. With the most durable heat exchanger combination of a titanium condenser and corrosion resistant evaporator, Summit heat pumps ensure value, reliability and durability. AHRI Certified and Independent lab tested.

**Applications**

- In-ground pools

**Features and Benefits**

- Intuitive control panel provides a seamless user experience via touchscreen digital display
- Vertical discharge fan allows for versatile installation in any in-ground pool pad



Summit SUM5TAC Haet Pump

Heating

## Specifications & Dimensions

Model Number	BTU	C.O.P.	Platform	Voltage Hertz/Phase	Circuit Amps	Diameter Width x Depth	Height	Weight (lbs.) Unit
SUM45TAC	90,000	6.2	Square	240/60/1	40	30" x 34"	37"	205
SUM5TAC	110,000	6.0	Square	240/60/1	50	30" x 34"	37"	237
SUM8TAC	140,000	6.0	Square	240/60/1	60	30" x 34"	44"	268

**Quiet Technology**




Profiled fan blade design provides improved airflow and quiet operation.



Acoustic compressor cover further reduces compressor sound levels.

**Titanium Heat Exchanger**



Titanium counter-flow heat exchanger for unrivaled, uncompromising and trouble-free performance — even under the harshest conditions.

**Corrosion Resistant Evaporator**



Ultra Gold corrosion resistant evaporator coil fin provides excellent durability near coastal and other corrosive environments.

**Digital L.E.D. Control Panel**



Easy to read digital temperature display with electronic frost control and temperature lock-out capability.

# Universal HC Series

DUAL-FUEL TECHNOLOGY GAS HEATER

EXPERT LINE



Universal HC Series Heater

Universal HC Series dual-fuel technology gas heaters are uniquely engineered for use with Hayward® plumbing adapters, making them an easy drop-in replacement for other heater brands. The heat exchanger is made from cupro nickel for added reliability, and the easy-out air/gas mixing orifice makes propane conversion fast and simple. The small footprint with zero wall clearance fits in even the most compact equipment pads, while the refined gas controls and remote connectivity provide a simple user experience with added service convenience.

## Applications

- Outdoor or indoor

## Features

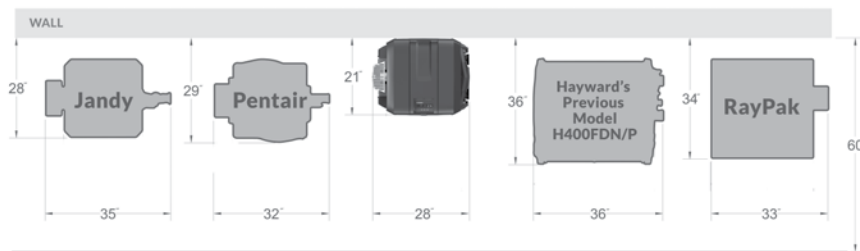
- Top-access design eliminates the need to remove side panels and kneel during service
- Low NOx emissions meet clean air quality standards and offer premium heating performance
- Cupro nickel heat exchanger comes standard, protecting against water corrosion and natural wear
- Zero wall clearance ensures a seamless fit in smaller equipment pads and tight spaces
- Easy-out mixing orifice allows for easy in-field conversion between natural gas and propane
- Quick-access reversible top easily swaps plumbing from from right to left while providing access to gas shutoff, voltage selection and more, all via a single fastener
- Compact, lightweight design makes installation easy in any environment
- Integral tie-down connections on the base make for easy hand truck transport with no extra tie-down brackets required
- Patented butterfly bypass valve enables flow rates up to 125 GPM without extra accessories
- Exclusive plumbing adapters allow for simple drop-in replacement with no pipe cutting required

\*Among leading competitive brands

## Specifications & Dimensions

Model Number	BTU	Supply Voltage	Water Connections	Heater Size W x D x H	Footprint Size W x D	Weight (lbs.) Unit	Ship
HDF400	400,000	240/120 VAC	2"/2.5"	28" x 21" x 31"	21" x 21"	135	170
HDF275	275,000	240/120 VAC	2"/2.5"	28" x 21" x 31"	21" x 21"	135	170

## The Industry's Smallest-Footprint Heater\*



Hayward, Hayward & Design and the H logo are registered trademarks of Hayward Industries, Inc. All other trademarks not owned by Hayward are the property of their respective owners. Hayward is not in any way affiliated with or endorsed by those third parties. ©2022 Hayward Industries, Inc.

# Adapter Kit

FOR UNIVERSAL H-SERIES HEATERS

This one-a-kind Adapter Kit is the easiest way to replace Jandy® JXi™ or Pentair® MasterTemp® heaters with Hayward® Universal H-Series heaters. It eliminates the need for site re-plumbing of water piping attached to the equipment pad, saving both time and hassle.

Hayward Universal H-Series heaters offer major energy and cost savings compared to other leading brands—and it's never been easier to upgrade from a Pentair or Jandy heater to a Universal H-Series heater than with this first-of-its-kind adapter kit. It eliminates the need for site re-plumbing of water piping attached to the equipment pad, saving both time and hassle.

## Applications

- Replaces Jandy JXi heater with Hayward Universal H-Series heater
- Replaces Pentair MasterTemp heater with Hayward Universal H-Series heater

## Features and Benefits

- Convenient to install; just align, adapt, and connect
- Compatible with existing water plumbing, saving time and cost
- Greatly decreases heater pressure drop for better overall heating performance.
- Innovative, low-profile configuration


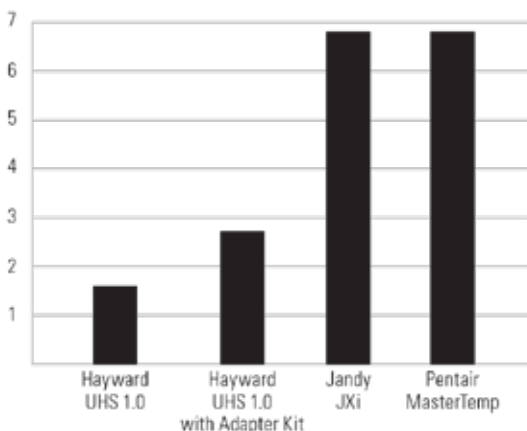


Adapter Kit for Universal H-Series Heaters

## Adapter Kit Buying Guide

Kit Number	Description	Ctn. Qty.	Ctn. Weight
UHXWJAK1930	Adapter Kit to replace Jandy JXi Heater with Universal H-Series Heater	1	4.2 lbs.
UHXWPAK1930	Adapter Kit to replace Pentair MasterTemp Heater with Universal H-Series Heater	1	4.2 lbs.

## MEASURED PRESSURE DROP AT 60 GPM



Adapter Kit for Universal H-Series Heaters

# Universal H-Series Low NOx

FOR IN-GROUND POOLS AND SPAS

EXPERT LINE



The Hayward Universal H-Series gas heater is the “universal” energy efficient remedy for any new or existing pool or spa. An industry leading hydraulic design reduces circulation pump run time to provide energy savings of up to 18% when compared to less efficient competitors. The energy efficiency of the Universal H-Series gas heater combines with environmentally friendly low NOx emissions, a standard cupro nickel heat exchanger and ultimate installation flexibility on new or existing equipment pads to responsibly heat a pool or spa today and for years to come.

The forced draft system in the Universal H-Series constantly moves air through the combustion chamber at a precise flow rate eliminating outside weather variables that can affect heating performance. Wind conditions are eliminated and there is no need to install a high-wind stack.

Note: Hayward Universal H-Series heaters meet or exceed the South Coast Air Quality Management District (SCAQMD Rule 1146.2). Low NOx emissions standards in all Low NOx areas that apply the SCAQMD standard.



H400FDN Universal H-Series Low NOx Heater

## Specifications & Dimensions


### 120V/240V 60 Hz with Silicon Nitride Hot Surface Ignition

Model Number	Gas Type	BTU Input	Thermal Efficiency	Heater Width	Ctn. Qty.	Ctn. Weight
H150FDN	Natural	150,000	82.7%	19"	1	150 lbs.
H150FDP	Propane	150,000	82.7%	19"	1	150 lbs.
H200FDN	Natural	199,900	83.0%	22"	1	160 lbs.
H200FDP	Propane	199,900	83.0%	22"	1	160 lbs.
H250FDN	Natural	250,000	84.0%	25"	1	170 lbs.
H250FDP	Propane	250,000	84.0%	25"	1	170 lbs.
H400FDN	Natural	399,900	84.0%	34"	1	214 lbs.
H400FDP	Propane	399,900	84.0%	34"	1	214 lbs.

**NOTE:** All models include Cupro Nickel Long Life Heat Exchanger.


**FOR INDOOR/OUTDOOR USE**  
(Indoor use requires vent kit)

**State-of-the-Art Fin Plate Heat Exchanger with Cupro Nickel**



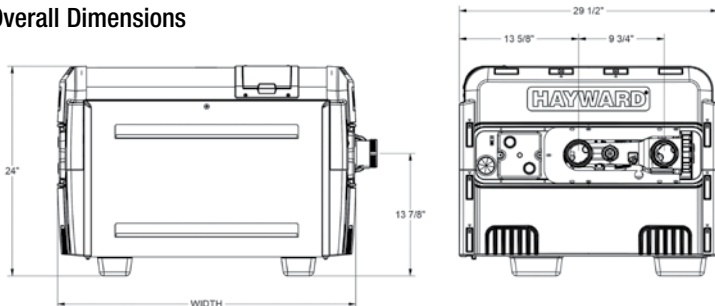
All Hayward heat exchangers are constructed of highly resilient Cupro Nickel for greater durability and longevity even in salt-based, high flow, or aggressive water chemistry conditions. Our patented single header “V” baffle design heat exchangers provide for long life and fast heating.

**Patented Bypass Design for Superior Hydraulic Performance**




Patented polymer header design provides superior hydraulic performance to save energy and protect against the damaging effects of erosion from high flow conditions for greater reliability. 2" x 2 1/2" CPVC unions are perfect for today's larger diameter hydraulically efficient plumbing systems.

### Overall Dimensions



### Forced Draft System



Forced draft system constantly moves air through the combustion chamber at a precise flow rate, eliminating all outside weather variables that can effect the heating performance, such as high wind conditions — without a high wind stack.

### L.E.D. Control Panel



Easy-to-read L.E.D. Control Panel provides digital temperature readout, diagnostics and electronic “lock-out” of temperature set-point.

### Negative vs. Positive Vent Pressure

#### NEGATIVE vent pressure


By definition, gases inside a negative pressure vent are under no pressure to escape and will simply exit upward (since hot air rises) through a properly designed, mostly vertical Negative Vent System.

**Vent joints in a negative pressure do NOT need to be gas-tight, but may need to be taped if required by local codes.**

#### POSITIVE vent pressure

By definition, gases inside a positive pressure vent are under pressure to escape and will as soon as possible. However, allowing exhaust gases to escape through system leaks would be unacceptable and potentially fatal.

**Therefore, vent joints in a positive vent system must be gas-tight, which requires installation of special vent piping.**



Heating

### As a General Rule ...

- A negative pressure system must be mostly vertical and must have vertical termination
- A positive pressure system may be mostly horizontal and may utilize horizontal or vertical termination.

### Vent Sizing

Vents must be sized according to heater manufacturer specs. Below are general specifications for Negative and Positive venting of Hayward IDL, IDL2 and Universal H-Series heaters.

Negative	Positive
50 ft. max vertical height	Positive venting solutions must be utilized any time negative vent criteria cannot be attained.
25 ft. max horizontal length	50 ft max with 1 elbow
Horizontal length cannot exceed 1/2 of vertical height	40 ft max with 2 elbows
3 elbows max.	30 ft max with 3 elbows
Single- or Double-Wall Galvanized <u>Non</u> -Sealed Vent Pipe.	Single- or Double-Wall Stainless Steel <u>Sealed</u> Vent Pipe.

# Universal H-Series Indoor Vent Kit Matrix

## INDOOR VENT ADAPTER KITS

### Indoor Vent Adapter Kits HORIZONTAL Venting - POSITIVE Pressure

This Kit enables indoor installation where the exhaust vent pipe termination is horizontal with stainless steel vent pipe and vent terminals special ordered from M&G DuraVent Inc., or from Heaffab Division of Selkirk Corporation. This Kit **DOES NOT** allow the use of galvanized, non-sealed pipe.

Universal H-Series Model No.	Kit Part Number: HORIZONTAL Venting Applications (POSITIVE Pressure)	Vent Pipe Diameter	Vent Termination Requirement	Vent Pipe Material	Vent Pipe Limitations	Description
H150FD	UHXPOSHZ11506	6 inch (Natural / LP)	HORIZONTAL or VERTICAL Termination Immediately Outside Wall of House / Building	Single or Double Wall STAINLESS STEEL SEALED Vent Pipe	(50) Foot MAXIMUM with (1) ELBOW	Indoor Vent Adapter Kit POSITIVE Pressure, HORIZONTAL or VERTICAL Venting Applications
H200FD	UHXPOSHZ12006					
H250FD	UHXPOSHZ12506	6 inch (LP)				
	UHXPOSHZ12504	4 inch (Natural)			(40) Foot MAXIMUM with (2) ELBOWS	
H400FD	UHXPOSHZ14008	8 inch (LP)			(30) Foot MAXIMUM with (3) ELBOWS (horizontal or vertical)	
	UHXPOSHZ14006	6 inch (Natural)				

Heating

Description	Part No.	
<b>Horizontal Kits H150-H250</b>	<b>EZ-Vent</b>	<b>CI Plus</b>
18" straight pipe	IDXLLEN1930*	UHXHD6PIPE18
24" straight pipe	IDXLLEN1931	UHXHD6PIPE24
90° elbow	IDXLELB1930	UHXHD6ELBOW
Term Straight Cap	IDXLCAP1930	UHXHD6STERM

\*IDXLLEN1930 is adjustable from 6" to 19"

Description	Part No.	
<b>Horizontal Kits H400</b>	<b>EZ-Vent</b>	<b>CI Plus</b>
18" straight pipe	FDXLLEN1931	UHXHD8PIPE18
24" straight pipe	FDXLLEN1930	UHXHD8PIPE24
36" straight pipe	--	UHXHD8PIPE36
90° elbow	FDXLELB1930	UHXHD8ELBOW
Term Straight Cap	FDXLCAP1930	UHXHD8STERM

### Indoor Vent Adapter Kits VERTICAL Venting - NEGATIVE Pressure

This Kit enables indoor installation where the exhaust vent pipe termination is required to be vertically terminated a minimum of 3 feet above the roof and a minimum of 2 feet above any portion of a building within 10 feet horizontally. This Kit **DOES NOT** allow horizontal vent termination.

Universal H-Series Model No.	Kit Part Number: VERTICAL Venting Applications (NEGATIVE Pressure)	Vent Pipe Diameter	Vent Termination Requirement	Vent Pipe Material	Vent Pipe Limitations	Description
H150FD	UHXNEGVT11506	6 inch (Natural / LP)	VERTICAL ONLY: Termination Above Roof of House / Building	Single or Double Wall Galvanized Steel Non-Sealed Vent Pipe	Installation per NFPA Code	Indoor Vent Adapter Kit NEGATIVE Pressure, VERTICAL Venting Applications
H200FD	UHXNEGVT12006					
H250FD	UHXNEGVT12506					
H400FD	UHXNEGVT14008	8 inch (Natural / LP)				



# Universal H-Series Indoor Vent Kit Matrix

INDOOR VENT ADAPTER KITS

Positive-Pressure (CATIII) Indoor Vent Kits with Vent Pipe and Terminal Specifications								
Heater Model	Indoor Vent Kit Part Number	Maximum Installation Altitude (ft.)	Vent Pipe Dia. (in)	Appliance Adapter	Vent Pipe Type	Heatfab Saf-T Vent EZ Seal (CI Plus) or DuraVent FasNSeal (W2)		
						Vent Pipe Part Number	Horizontal Vent Terminal Part Number	Vertical Vent Terminal Part Number
150 200	UHXPOSHZ11506 UHXPOSHZ12006	10,100	6	Heatfab adapter included in kit	Single-Wall	HeatfabP/N 960x*	HeatfabP/N 9614TERM	HeatfabP/N 5600CI
					Double-Wall	HeatfabP/N CCA06Lx**	HeatfabP/N 9614TERM	HeatfabP/N CCA06RC
250	UHXPOSHZ12506	10,100	6	Heatfab adapter included in kit	Single-Wall	HeatfabP/N 960x*	HeatfabP/N 5690CI‡	HeatfabP/N 5600CI
					Double-Wall	HeatfabP/N CCA06Lx**	HeatfabP/N CCE06WP‡	HeatfabP/N CCA06RC
250-FDN (NAT ONLY)	UHXPOSHZ12504	2,000	4	UHXDVA004 (4" Duravent adapter)	Single-Wall	DuraVentP/N FSVLx04†	DuraVentP/N FSTT4	DuraVentP/N FSRC4
					Double-Wall	DuraVentP/N W2-x04†	DuraVentP/N FSTT4	DuraVentP/N W2-RC4
				UHXHFA004 (4" Heatfab adapter)	Single-Wall	HeatfabP/N 940x*	HeatfabP/N 9414TERM	HeatfabP/N 5400CI
					Double-Wall	HeatfabP/N CCA04Lx**	HeatfabP/N 9414TERM	HeatfabP/N CCA04RC
400	UHXPOSHZ14008	10,100	8	Heatfab adapter included in kit	Single-Wall	HeatfabP/N 980x*	HeatfabP/N 5890CI ‡	HeatfabP/N 5800CI
					Double-Wall	HeatfabP/N CCA08Lx**	HeatfabP/N CCE08WP‡	HeatfabP/N CCA08RC
400	UHXPOSHZ14006	2,000	6	UHXDVA006 (6" Duravent adapter)	Single-Wall	DuraVentP/N FSVLx06†	DuraVentP/N FSTT6	DuraVentP/N FSRC6
					Double-Wall	DuraVentP/N W2-x06†	DuraVentP/N FSTT6	DuraVentP/N W2-RC6
				UHXHFA006 (6" Heatfab adapter)	Single-Wall	HeatfabP/N 960x*	HeatfabP/N 9614TERM	HeatfabP/N 5600CI
					Double-Wall	HeatfabP/N CCA06Lx**	HeatfabP/N 9614TERM	HeatfabP/N CCA06RC

\*For Heatfab single-wall vent pipe section length, "x" should be: 1, 2, 4, 5, or 7, where 1=6 inches, 2=12 inches, 4=18 inches, 5=24 inches, and 7=36 inches.

\*\*For Heatfab double-wall vent pipe section length, "x" should be: 06, 09, 12, 18, 24, or 36, indicating the length of the vent pipe section in inches.

†For DuraVent vent pipe section length, "x" should be: 6, 12, 18, 24, or 36, indicating the length of the vent pipe section in inches.

‡For these horizontal terminals, the wall penetration is included from the vent manufacturer. On all others, it must be ordered separately.\*For Heatfab single-wall vent pipe section length, "x" should be: 1, 2, 4, 5, or 7, where 1=6 inches, 2=12 inches, 4=18 inches, 5=24 inches, and 7=36 inches.

\*\*For Heatfab double-wall vent pipe section length, "x" should be: 06, 09, 12, 18, 24, or 36, indicating the length of the vent pipe section in inches. †For DuraVent vent pipe section length, "x" should be: 6, 12, 18, 24, or 36, indicating the length of the vent pipe section in inches. ‡For these horizontal terminals, the wall penetration is included from the vent manufacturer. On all others, it must be ordered separately.

Heating

# H-Series

HEATER FOR ABOVE-GROUND POOLS AND SPAS

Heating



H135IDI H-Series 135,000 BTU Heater

Hayward's H-Series 135,000 BTU heater for above-ground pools and spas combines leading technology with ease of operation and superior performance.

Featuring a standard cupro nickel heat exchanger and an energy-efficient combustion chamber, the Hayward heater provides 135,000 BTU input.

A forced-draft design makes this heater completely impervious to any high wind situations. The patented polymer header design provides superior hydraulic performance. And a simple plug-in 120 volt electric cord is provided for simple installation.

### Applications – Outdoor Use Only

- Above-ground pools
- Spas

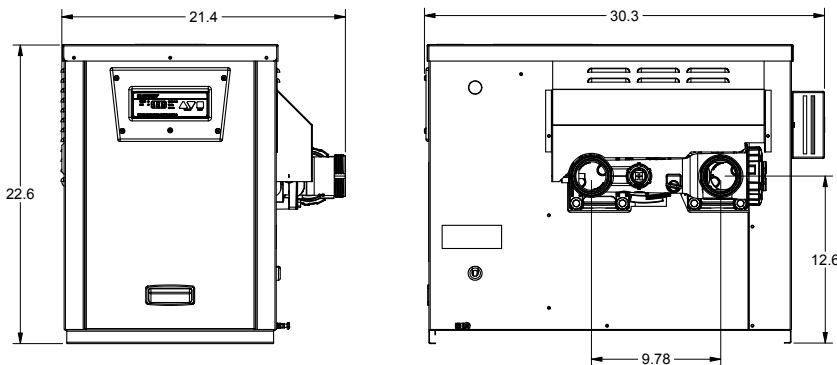
### Features

- 135,000 BTU input for above-ground pools and spas
- Standard Cupro nickel heat exchanger for greater durability in high flow or occasionally aggressive water chemistry conditions
- Electronic thermostat with easy to read LED digital display of temperature and diagnostics
- Forced draft combustion eliminates all outside weather variables such as high-wind conditions
- Meets the South Coast Air Quality Management District (SCAQMD Rule 1146.2). Low NOx emissions standards in all Low NOx areas that apply the SCAQMD standard.
- Plug-in 120 volt electric cord (3 ft.) for easy installation
- UPS/FedEx shippable

## H-Series Buying Guide

Model Number	Gas Type	BTU Input	Thermal Efficiency	Ctn. Qty.	Ctn. Weight
<b>120 Volt 60 Hz with Silicon Nitride Hot Surface Ignition</b>					
H135ID1	Natural	135,000	82%	1	100 lbs.
H135IDP1	Propane	135,000	82%	1	100 lbs.

### Overall Dimensions



Hayward electric spa heaters contain all of the sophisticated features and capabilities of heaters twice their size. The electric heaters fit into compact spaces — even under spa skirts or steps. Like all Hayward heaters, they are easy to install and service.

## Applications

- Hot Tubs
- Spas (above 70 G.P.M. an external by pass is recommended)

## Features

- 304 stainless steel tank
- 304 stainless steel threaded head, safety sensor electric heating element
- Service-ease design gives simple access to internal controls
- Heater on indicator light
- UPS Shippable



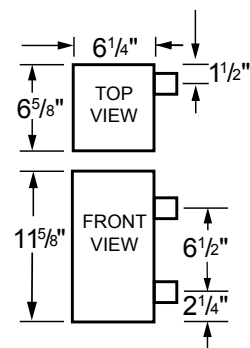
CSPAXI Series Heater

## Spa Heater Buying Guide

### CSPAXI Electric Spa Heaters

Model Number	KW	Voltage	Pipe Size	Ctn. Qty.	Ctn. Weight
CSPAXI55	5.5	240	1 1/2"	1	14 lbs.
CSPAXI11	11	240	1 1/2"	1	14 lbs.

### Overall Dimensions

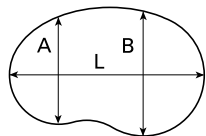


# Heater Selection Guide

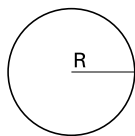
SELECTING THE CORRECT SIZE HEATER FOR POOLS & SPAS

## Pool Sizing


Determine your pool's surface area in square feet:



$$\text{Area} = (A+B) \times L \times .45$$



$$\text{Area} = R \times R \times 3.14$$



$$\text{Area} = L \times W$$

Locate in the desired table below, the surface area equal to or just greater than the pool's surface area, read to the left and select the appropriate heater.

For indoor pool installations divide the pool's surface area by 3.

Tables are based on a 30°F temperature rise, 3 1/2 MPH average wind velocity and elevation of up to 2,000 feet above sea level.

Model	Surface Area
HDF275	825
HDF400	1200
H400FD	1200
H250FD	750
H200FD	600
H150FD	450

### Example:

**Rectangular pool: 25 ft. x 30 ft.:**

$$25 \times 30 = 750 \text{ ft.}^2 \text{ Surface Area}$$

Recommended Universal H-Series Model Heater – H250

### Saving Money by Saving Energy



Selecting a high efficiency heater for your new installation, or replacing an older inefficient model can have a significant impact on your fuel bill. Here are some additional energy saving tips.

- Check your pool chemistry regularly to maintain top operating condition.
- Set your pool water's temperature between 78° to 82° for most applications
- Use a pool cover or thermal blanket on your pool when it's not in use. Evaporation accounts for 70% of heat loss from your pool.
- Add wind breaks to your pool. A 7-mph wind at the surface of a pool can increase energy consumption 300%!

### Recommended H-Series 135,000 BTU Models for Smaller Pools

Hayward H-Series Gas Heater will Raise Temperature in an 8 Hour Period as follows:

Temperature Rise in 8 Hours		
Pool Size	Gallons	H135 Temperature Rise °F
15' Round	5,300	20
18' Round	7,600	14
12' x 24' Rectangle	8,600	13
21' Round	10,000	11
24' Round	13,500	8
27' Round	17,000	6

**We highly recommend that your Hayward Pool heater be used in conjunction with a solar blanket to maximize your heating efficiency.**

## Spa/Hot Tub Sizing

Determine your spa capacity in gallons (Surface area x average depth x 7 1/2).

The reference tables list the time required in minutes to raise the temperature of the spa/hot tub by 30°F. Locate in the desired table below the spa/hot tub size in gallons equal to or just greater than the spa/hot tub size in gallons. Select the desired time to raise the spa/hot tub temperature 30°F, read to the left and select the appropriate heater.

This guide can be adjusted for other temperature rises. For example, if you desire a 15°F increase in temperature, simply divide the time for 30°F rise by the ratio of 30/15 = 2.

**Note:** Heat losses and/or heat absorbed by spa walls or other objects will add to heat-up time.

Spa sizing is based on an insulated and covered spa. Always cover your spa or hot tub when not in use to minimize heat loss and evaporation.

### Recommended Gas Heater for Spas/Hot Tubs

Model	Spa/Tub Size in Gallons								
	200	300	400	500	600	700	800	900	1000
	Time in minutes to Raise Spa/Tub Temperature 30°F								
HDF275	13	20	26	33	40	47	53	60	66
HDF400	—	—	18	23	27	32	36	41	45
H500	—	—	—	18	22	25	29	32	35
H400	—	—	18	23	27	32	36	41	45
H250	15	22	29	36	43	51	58	65	72
H200	18	27	36	45	54	63	72	81	90
H150	24	36	48	60	72	84	96	108	120

### Recommended H-Series 135,000 BTU Models for Spas/Hot Tubs

Model	Spa/Tub Size in Gallons								
	200	300	400	500	600	700	800	900	1000
	Time in Minutes to Raise Spa / Tub Temperature 30° F								
H135	27	40	53	67	80	94	107	121	134

### Recommended CSpaXI Models for Spas/Hot Tubs

Model	Spa/Tub Size in Gallons								
	200	300	400	500	600	700	800	900	1000
	Time in minutes to Raise Spa/Tub Temperature 30°F								
CSPAXI55	160	240	320	400	480	560	640	720	800
CSPAXI11	80	120	160	200	240	280	320	360	400

### Example:

Want a 300 gallon spa to go from 70°F to 100°F in 120 minutes.

$$\begin{array}{r} 100^{\circ}\text{F} \\ \text{subtract} \rightarrow \quad 70^{\circ}\text{F} \\ \hline 30^{\circ}\text{F Requested Temperature Rise} \end{array}$$

Recommended CSPA Model Heater – CPAXI11

# Heater Technical Information

## GAS PIPE SIZING

**GAS SUPPLY AND PIPING:** All GAS connections must be in conformance with all applicable local codes, regulations and the National Fuel Gas Code NFPA54/ANSIZ223-1 & ANSI/NFPA 58. To properly size the gas piping for the heater, refer to Tables 10, 11, 12, and 13, depending on natural or propane gas, and single-stage or 2-stage regulation. Follow local gas codes for proper gas line material selection (copper, iron, plastic, etc.). It is **VERY IMPORTANT** when installing a propane heater on a 2-stage regulation system, to follow the gas line sizing data in Tables 12 or 13 without exception.

**Table 10. Natural Gas Pipe Sizing (dia. inch), Low-Pressure, Single-Stage Regulation**

btu/hr input		135/150,000	200,000	250,000	300,000	350,000	400,000	500,000
Gas Line Material		Iron or Plastic Pipe	Iron or Plastic Pipe	Iron or Plastic Pipe	Iron or Plastic Pipe	Iron or Plastic Pipe	Iron or Plastic Pipe	Iron or Plastic Pipe
Distance from Gas Meter to Gas Valve Inlet (ft.)	0 to 50	3/4"	1	1	1 1/4"	1 1/4"	1 1/4"	1 1/4"
	50 to 100	1	1	1 1/4"	1 1/4"	1 1/4"	1 1/4"	1 1/2"
	100 to 200	1 1/4"	1 1/4"	1 1/4"	1 1/2"	1 1/2"	1 1/2"	2
	200 to 300	1 1/4"	1 1/4"	1 1/2"	2	2	2	2

Based upon an inlet gas pressure of 0.5 psig or less at a pressure drop of 0.5 inwc

**Table 11. Propane Gas Pipe Sizing (dia. inch), Low-Pressure, Single-Stage Regulation**

btu/hr input		135/150,000		200,000		250,000		300,000		350,000		400,000		500,000	
Gas Line Material		Iron Pipe	Tubing	Iron Pipe	Tubing	Iron Pipe	Tubing	Iron Pipe	Tubing	Iron Pipe	Tubing	Iron Pipe	Tubing	Iron Pipe	Tubing
Distance from Tank Regulator to Gas Valve Inlet (ft.)	0 to 50	3/4"	7/8"	3/4"	7/8"	1	1 1/8"	1	1 1/8"	1	1 1/8"	1	—	1	—
	50 to 100	3/4"	1 1/8"	1	1 1/8"	1	1 1/8"	1	—	1 1/4"	—	1 1/4"	—	1 1/4"	—
	100 to 200	1	1 1/8"	1	—	1 1/4"	—	1 1/4"	—	1 1/4"	—	1 1/4"	—	1 1/4"	—
	200 to 300	1	—	1 1/4"	—	1 1/4"	—	1 1/4"	—	1 1/4"	—	1 1/2"	—	1 1/2"	—

Based upon an inlet gas pressure of 11 inwc at a pressure drop of 0.5 inwc

**Table 12. Natural Gas Pipe Sizing (dia. inch), High-Pressure, 2-Stage Regulation**

btu/hr input		135/150,000	200,000	250,000	300,000	350,000	400,000	500,000	
Gas Line Material		Iron or Plastic Pipe	Iron or Plastic Pipe	Iron or Plastic Pipe	Iron or Plastic Pipe	Iron or Plastic Pipe	Iron or Plastic Pipe	Iron or Plastic Pipe	
Distance of 1st Stage then 2nd Stage to Gas Valve Inlet (ft.)	First Stage*	0 to 50	1/2"	1/2"	1/2"	1/2"	1/2"	1/2"	
		50 to 100	1/2"	1/2"	1/2"	1/2"	3/4"	3/4"	3/4"
		100 to 150	1/2"	1/2"	1/2"	3/4"	3/4"	3/4"	3/4"
	Second Stage**	0 to 10	3/4"	3/4"	3/4"	3/4"	3/4"	3/4"	1

\*Based upon an inlet gas pressure of 2 psig at a pressure drop of 1 psi

\*\*Based upon an inlet gas pressure of 10 inwc at a pressure drop of 0.5 in-wc

**Table 13. Propane Gas Pipe Sizing (dia. inch), High-Pressure, 2-Stage Regulation**

btu/hr input		135/150,000		200,000		250,000		300,000		350,000		400,000		500,000		
Gas Line Material		Iron Pipe	Tubing	Iron Pipe	Tubing	Iron Pipe	Tubing	Iron Pipe	Tubing	Iron Pipe	Tubing	Iron Pipe	Tubing	Iron Pipe	Tubing	
Distance of 1st Stage then 2nd Stage to Gas Valve Inlet (ft.)	First Stage*	0 to 50	1/2"	1/2"	1/2"	1/2"	1/2"	1/2"	1/2"	1/2"	1/2"	1/2"	1/2"	1/2"	1/2"	
		50 to 100	1/2"	1/2"	1/2"	1/2"	1/2"	1/2"	1/2"	1/2"	1/2"	5/8"	1/2"	5/8"	1/2"	5/8"
		100 to 150	1/2"	1/2"	1/2"	1/2"	1/2"	1/2"	1/2"	5/8"	1/2"	5/8"	1/2"	5/8"	1/2"	5/8"
	Second Stage**	0 to 10	1/2"	5/8"	1/2"	5/8"	1/2"	3/4"	3/4"	3/4"	3/4"	7/8"	3/4"	7/8"	3/4"	1

\*Based upon an inlet gas pressure of 10 psig at a pressure drop of 1 psi

\*\*Based upon an inlet gas pressure of 11 inwc at a pressure drop of 0.5 inwc

Electric Supply: All electrical wiring must be in conformance with all applicable local codes, regulations and the National Electric Code (NEC), in particular NEC Article 680 & 440.

# AquaVac® 600

ROBOTIC CLEANERS

EXPERT LINE



AquaVac 6 Series

The new Hayward AquaVac 600 cleaners are reinventing the robotic cleaner category in more ways than one. Engineered with 18 hydrocyclones, the SpinTech™ filterless technology ensures constant suction power. HexaDrive™ adaptive traction expertly climbs and thoroughly scrubs walls with six rugged variable-speed-driven rollers that grip any pool surface. And a unique TouchFree™ debris canister, with no filter or bags to clean, guarantees a mess-free clean.

### Applications

- In-ground residential pools – gunite, vinyl, fiberglass, tile and pebble
- AquaVac 600 is for pools up to 20' x 40'
- Cleans pool floor, walls, coves and waterline

### Features

- Filterless Technology: maintains powerful suction throughout the full cleaning cycle
- 6-Wheel Drive: expertly navigates floor and drains, climbs walls, and scrubs water line
- Touch Free: debris canister empties with a press of a button
- High Capacity: reduces the need to frequently empty canister between cleanings
- Ease of Use: cable handle makes it effortless to drop in and retrieve as needed

Caddy Cart and Power Supply included with AquaVac 600.

## AquaVac 6 Series Buying Guide

Model Number	Description	Ctn. Qty.	Ctn. Weight
RCH601CUY	AquaVac 600 Robotic Pool Cleaner	1	43 lbs.

Product Specifications	
	AquaVac 600
Pool Size	Up to 20' x 40'
Pool Surface	Gunite, vinyl, fiberglass, pebble
Pool Coverage	Pool floor, walls, coves, waterline
Cleaning Modes	Pool floor only Pool floor, wall and waterline
Cleaning Cycles	2.5 Hours for full cycle 90 minutes for bottom only
Cleaning Schedule	Recurring 48-hour cleaning mode
Remote Control and WiFi Operation	N/A
Advanced Light Display	N/A



Caddy Cart



Power Supply

Equipped with intelligent microprocessorbased technology, AquaVac QC is recognized for its superior performance in reliability and efficiency. AquaVac makes sure virtually every area of your pool gets that much cleaner, and fast! The AquaVac QC automatic robotic cleaner is no exception with a fast 90 minute Quick Clean cycle.

### Applications

- In-ground residential pools – gunite, vinyl, fiberglass, pebble and tile
- Cleans pool floor, walls, coves and waterline

### Features

Efficient cleaning programs

- Standard 4-hour complete cleaning cycle for full floor, walls, coves and waterline.
- Patented Quick Clean technology provides a fast 90 minute cycle.

Powerful vacuum strength

- On-board pump for intense vacuum power to suck up dirt and debris.
- Built with an efficient 24-volt motor designed to use less energy and lower cost.

Unique cartridge filter system

- Makes emptying easy, just open the cleaner, remove the cartridge and rinse with a hose.

Easy to use

- No extra hoses, hookups or pumps required.
- Runs separately from the pool's filtration system reducing the frequency of filter backwash cycles.



AquaVac QC

## AquaVac QC Buying Guide

Model Number	Description	Ctn. Qty.	Ctn. Weight
RC9730CTB	AquaVac QC Robotic Cleaner	1	42 lbs.
<b>Accessories</b>			
RC99385	Premium Caddy Cart	1	17 lbs.
RCX70101PAK2	Replacement Filters (set of 2)	5	4 lbs.
RCX70103PAK2	Spring Clean-up Filters (set of 2)	5	2 lbs.

### Product Specifications

AquaVac QC	
Pool Coverage	Pool floor, walls, coves, waterline
Cleaning Cycle	4 hours/90 minutes Quick Clean
Cleaning Schedule	Manual start
Pool Size	up to 20' x 40'
Pool Surface	Gunite, vinyl, fiberglass, pebble and tile*
Cord Length	55'
Filter Media Access	Bottom access – removable debris container

NOTE: \*Tile may require foam roller option



Optional Premium Caddy Cart – RC99385 (sold separately)



Spring Clean-up Filter Elements for heavier debris– RCX70103PAK2 (sold separately)

# eVac & eVac Pro

ROBOTIC POOL CLEANERS



eVac & eVac Pro

Both eVac and eVac Pro by Hayward® are built with the highest-quality components and proven technology that create reliable, consistent results while maximizing energy efficiency. Whether you clean your pool floor and coves with eVac or cover the floor, walls, coves and waterline with eVac Pro, the cleaners' robust, low-profile design and top-access filters give them an added bite.

## Applications

- In-ground residential pools – gunite, vinyl, fiberglass, pebble and tile
- Cleans pool floor and coves (eVac); cleans pool floor, walls, coves and waterline (eVac Pro)

## Features

Efficient cleaning program

- Features a smart steering technology that provides an efficient cleaning pattern for complete pool coverage.

Easy top-access to debris removal

- Top-access filter allows quick debris removal and easy cleanup.
- 2 fine porosity filter elements – just remove and rinse with garden hose.

Easy to use

- Requires no hoses or hookups nor additional pumps – just let it clean.
- Runs separately from the pool's filtration system, reducing the frequency of filter backwash cycles saving both time and money.

Sensors (eVac Pro only)

- Out-of-water sensor protects the motor by preventing cleaners from running out of the water.
- Beach-entry sensor reverses direction when pool cleaner starts climbing out of the water.

## eVac & eVac Pro Buying Guide

Model Number*	Description	Ctn. Qty.	Ctn. Weight
<b>eVac</b>			
RC9738CTBY	eVac Robotic Cleaner with Caddy Cart	1	48 lbs.
<b>eVac Pro</b>			
RC9738WCCTBY	eVac Pro Robotic Cleaner with Caddy Cart	1	48 lbs.
<b>Accessories</b>			
RCX70101PAK2	Replacement Filters (set of 2)	5	4 lbs.
RCX70103PAK2	Spring Clean-up Filters (set of 2)	5	2 lbs.

## Product Specifications

	eVac by Hayward®	eVac Pro by Hayward®
Pool Coverage	Pool floor, coves	Pool floor, walls, coves, waterline
Cleaning Cycle	2 hours	3 hours
Cleaning Schedule	Manual start	
Pool Size	up to 20' x 40'	
Pool Surface	Gunite, vinyl, fiberglass, pebble and tile*	
Cord Length	50'	60'
Filter Media Access	Top access – removable debris container	

**NOTE:** \*Tile may require foam roller option



Caddy Cart – RC97385D included



Spring Clean-up Filter Elements for heavier debris – RCX70103PAK2 (sold separately)



Navigator® V-Flex™ suction cleaner features breakthrough new internal turbine, body and a-frame design, delivering more power and performance than ever. Equipped with patented V-Flex™ variable vane technology, it allows for larger debris pickup and maximizes suction power at lower flow, making it ideal for use with variable speed pumps. Patented SmartDrive® programmed steering determines the most efficient cleaning path affording unparalleled pool coverage.

**Applications**

- In-ground residential pools – gunite, vinyl, fiberglass, tile and pebble
- Cleans pool floor, walls\* and coves

**Features**

Patented V-Flex technology

- Features self-adjusting variable vanes for easy handling of larger debris
- Energy-efficient design maximizes suction power at lower flow—ideal for use with variable-speed pumps

Programmed cleaning

- Exclusive SmartDrive® steering system offers unparalleled pool coverage.

Efficient suction path

- Wide vacuum inlet, unique wing and skirt designed for constant suction power and to pickup more debris faster

Easy to use and install

- Connects in less than 10 minutes to skimmer or suction port, no tools required
- Powered by existing filtration system, does not require booster pump

*What is SmartDrive programmed steering?* Hayward's exclusive technology drives the



Navigator V-Flex in an alternating series of right and left-hand turns to systematically clean pool surfaces and ensure the best coverage and most efficient cleaning path. It cleans faster and better than random-style cleaners and reduces the possibility of missed or over-visited zones in the pool.



Navigator V-Flex

**Navigator V-Flex Buying Guide**

Model Number	Description	Ctn. Qty.	Ctn. Weight
HSC925CV	Navigator V-Flex Suction Cleaner, Vinyl	1	20 lbs.

**Product Specifications**

Pool Coverage*	Pool floor, walls, coves
Drive Sequence	SmartDrive programmed steering system
Traction System	Pod and shoes
Turbine Type	Patented V-Flex variable vane technology
Pool Size	up to 20' x 40'
Pool Surface**	Gunite, vinyl, fiberglass, pebble and tile
Hose Length	Approximately 40'

**NOTES:** \*Wall climbing capability and pool coverage may be affected by specific pool shapes and surfaces. The cleaner may not climb the wall under certain conditions.

\*\*Different shoe types available for different pool surfaces



Leaf Canister



Skimmer Vacuum Plate




VacLock™ Safety Wall Fitting

# AquaNaut® 250 & 450

AUTOMATIC SUCTION CLEANERS WITH V-FLEX™ TECHNOLOGY

EXPERT LINE



AquaNaut 250 & 450

The AquaNaut® Series of automatic suction pool cleaners were the first all-terrain, clog-eliminating suction cleaners on the market and they remain the best in their class. Available in two or four wheel drive models, AquaNaut is designed with patented technologies to deliver superior power, traction and balance for pools of different shapes, sizes, flow rates and debris types. They feature patented self-adjusting variable vanes known as V-Flex™ technology, which automatically adjust to allow for large debris to pass through the cleaner delivering maximum suction power at virtually any flow and providing a clog-free clean — covering pool floor, walls\* and coves.

## Applications

- In-ground residential pools – concrete, gunite, vinyl, fiberglass, tile and pebble
- AquaNaut 250 is for pools up to 16' x 32'; AquaNaut 450 is for larger pools up to 20' x 40' or pools with deep ends.
- Cleans pool floor, walls\* and coves

## Features

- Only 4-Wheel Drive Suction Cleaner
- With its rugged 4-wheels, AquaNaut 450 can maintain power, balance and traction in pools up to 20'x40' and with deep ends.
- Handles Large Debris Without Clogging
- Patented V-Flex variable vane turbine technology eliminates clogs and maximizes power at almost any flow.
- Perfect for use with variable-speed pool pumps.
- Expertly Navigates Any Surface\*
- Patented high-traction tires with rugged treads provide superior climbing power and motion on all surfaces.
- Maintains Constant Suction
- Patented adjustable roller skirt maintains optimal suction on uneven surfaces.
- Advanced Steering Capability
- Multiple pre-programmed steering sequences ensure complete pool coverage.
- Optimal Suction at Almost Any Flow
- Three easily interchangeable throats improve debris passage and suction performance, making it ideal for use with variable-speed pool pumps.

## AquaNaut 250 Buying Guide

Model Number	Description	Ctn. Qty.	Ctn. Weight
PBS22CST	2-Wheel Drive Suction Cleaner Super Hump Tire Thread	1	16 lbs.

## AquaNaut 450 Buying Guide

Model Number	Description	Ctn. Qty.	Ctn. Weight
PBS42CST	4-Wheel Drive Suction Cleaner Super Hump Tire Thread	1	19 lbs.

### Product Specifications

	AquaNaut 250	AquaNaut 450
Pool Coverage*	Pool floor, walls, coves	Pool floor, walls, coves
Drive Sequence	Turns every 8' to 10'	Turns every 11' to 14'
Traction System	2-wheel drive	4-wheel drive
Turbine Type	Patented V-Flex variable vane technology	Patented V-Flex variable vane technology
Pool Size	up to 16' x 32'	up to 20' x 40'
Pool Surface**	Gunite, vinyl, fiberglass, pebble and tile	Gunite, vinyl, fiberglass, pebble and tile
Hose Length	Approximately 32'	Approximately 40'

**NOTES:** \*Wall climbing capability and pool coverage may be affected by specific pool shapes and surfaces. The cleaner may not climb the wall under certain conditions.

\*\*Other tire threads available for different pool surfaces or configurations



Leaf Canister

Skimmer Vacuum Plate

VacLock™ Safety Wall Fitting

# SIMPLE IS BETTER.

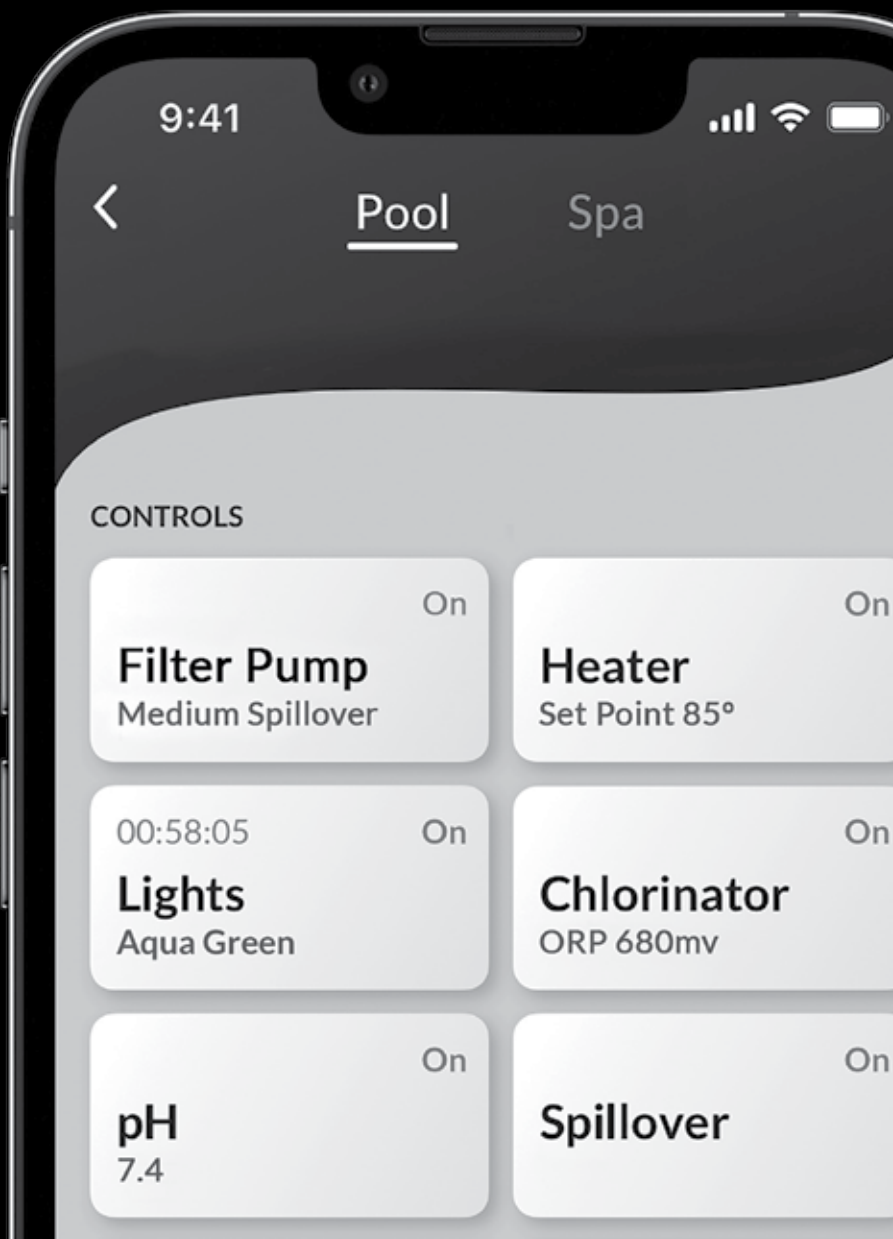
The OmniLogic app connects everything in the pool and backyard and controls it all with a tap, click or voice command. Plus, with the same intuitive interface for every Omni® automation system and more than 1,000 5-star reviews on app stores, OmniLogic is just as simple to love as it is to use.

THE HIGHEST-RATED POOL CONTROL APP.



OMNILOGIC® APP

Scan the QR code to learn more about Better Automation



Mobile phone is not included with Omni automation systems.

Hayward, Hayward & Design, the H logo, Omni, OmniLogic and We Build Better. are registered trademarks of Hayward Industries, Inc. © 2023 Hayward Industries, Inc.

# AquaBug® & Penguin

AUTOMATIC SUCTION CLEANERS FOR ABOVE-GROUND POOLS

EXPERT LINE



500 AquaBug



100 Penguin

With smart cleaning power, AquaBug and Penguin will be your pool's new best friends.

The Hayward family of above-ground pool cleaners are designed to clean the bottom of all sizes and shapes of above-ground/on-ground pools — automatically. They operate off the pool's existing filtration system and feature our exclusive SmartDrive® program steering so it won't miss a spot.



SmartDrive cleaning pattern for above-ground pools.

## AquaBug & Penguin Buying Guide

Model Number	Description	32 ft. of Hose*	Skimmer Cone	Ctn. Qty.	Ctn. Weight
100	Penguin	•	•	1	21 lbs.
500	AquaBug	•	•	1	21 lbs.

**NOTES:** Pallet ordering (24 units per pallet). Mix of 8 units per personality or full pallet of a single character.

\*Approximately 32 feet of hose included

### Applications

- Above-ground pools (flat or dished bottoms)
- On-ground pools

### Features

- Patented SmartDrive programmed steering system ensures the entire bottom of the pool is cleaned quickly and completely
- Installs in less than 10 minutes, without tools
- Unique turbine/gearing system provides constant balanced water flow assuring quiet operation and gentle movement across the pool bottom
- Improves water circulation by pulling water from the pool bottom as it moves
- Advanced, contoured head design allows the steering pattern to be completed in minimal time
- Deluxe bumper ring minimizes friction for easy movement away from walls and resumption of the programmed steering pattern
- Attractive 4-colour unitized cartons create a professional presentation that will stimulate sales

### Tips on Hose Requirements

A simple rule of thumb is to measure from the skimmer (or dedicated suction line) to the farthest point in the pool then add three (3) extra hose lengths.



W560


Optional Leaf Canister

Cleaners

Ruggedly built, Hayward leaf/debris canisters are designed with the pool professional in mind. Choose the appropriate canister that fits your individual vacuuming applications.

### Features

- Extra-large basket or bag traps leaves and debris before they reach the filter system
- Superior design ensures that water will always bypass debris and maintain proper water flow to pump
- Easy-open lid provides quick access to basket
- See-through body lets you see when basket needs cleaning



Leaf/Debris Canisters

### Debris/Leaf Canister Buying Guide

Model Number	Description	Ctn. Qty.	Ctn. Weight
W560	Leaf canister*	6	19 lbs.
W530	Large capacity leaf canister with mesh bag	6	26 lbs.
W550	1 1/2" adapter kit (for use with a W450 or W530 with manual vacuum cleaner)	10	1 lb.

**NOTES:** To utilize leaf canisters with hand vacuums, one of the above adapter kits will be necessary.  
\*For use with any existing suction-side cleaner.

### VacLock Buying Guide

Model Number	Description	Ctn. Qty.	Ctn. Weight
W400BWHP	VacLock Safety Wall Fitting, White	10	2 lbs.
W400BLGP	VacLock Safety Wall Fitting, Lt. Gray	10	2 lbs.

# Accessories

## TUNE-UP KITS

### Accessories Buying Guide

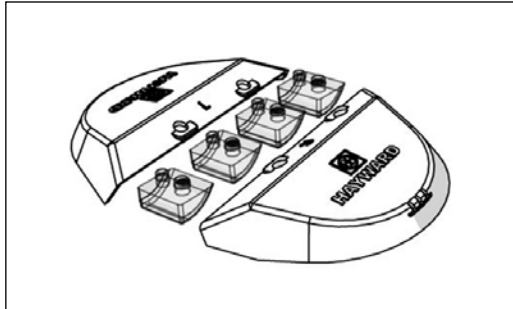
Model Number	Description	Ctn. Qty.	Ctn. Weight
<b>Suction Cleaner Accessories</b>			
V574P	In-line flow gauge	25	7 lbs.
V305P	PoolVac Classic™ and PoolVac Plus™ bumper (assists in steering clear of unusual objects)	25	4 lbs.
SP1048AVH	Suction outlet bumper. Keeps automatic cleaners from sticking to drain cover (for original Hayward 8" SP Series anti vortex drain covers only).	10	2 lbs.
<b>Turbine Cleaner Tune-Up and Repair Kits</b>			
AXV414604WHP	Wing and shoe maintenance kit	50	9 lbs.
AXV621417WHP	A-frame turbine and pod tune up kit	10	10 lbs.
AXW350	Tune-up Kit, PoolVac Plus or Navigator (concrete), White	10	5 lbs.

**NOTE:** AXW series tune up kits include a set of wings, shoes and flaps, a screwdriver and a cleaning brush.

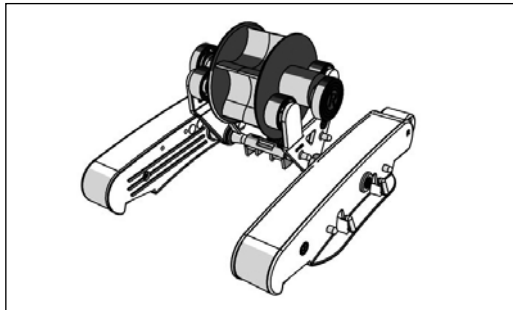
Hayward has a variety of products designed to improve, enhance and maintain our automatic suction cleaner line.

Patented V-Flex variable vane technology allows for larger debris pickup more than any other cleaner on the market and maximizes suction power at lower flow for energy-efficient results, perfect for use with variable-speed pumps. All components within the upgrade kit improve the performance of debris handling, energy-efficiency, all with fewer moving parts to maintain.

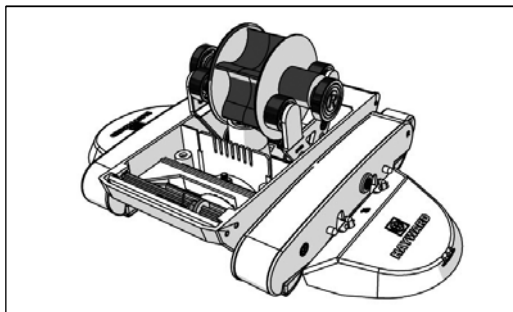
Cleaners



Wing and Shoe Maintenance Kit



A-Frame Turbine and Pod Tune Up Kit



Propulsion and Wings Rebuild Kit

# Automatic Cleaner Hose Guide

## AUTOMATIC CLEANER HOSE SELECTION AND SIZING GUIDE

### Sizing Automatic Cleaner Hose Length/Tips on Vacuum Requirements

To correctly size Hayward automatic cleaners, measure from the skimmer or Vac Lock to the farthest point in the pool. Add two hose lengths to provide sufficient mobility for the cleaner.

**Example: A 16' x 32' rectangular pool will normally require 8-10 lengths of hose depending on depth and skimmer placement.**

After the correct hose length is selected and automatic cleaner installed, use the in-line vacuum gauge to check for proper water flow and adjust to satisfy the formula below.

Proper Vacuum = 1" of vacuum x # of hose lengths

**Example: A pool using 8 hose lengths requires 8" of vacuum for proper operation.**

If the vacuum level is too high, adjust the filter system valving accordingly. In the absence of sufficient valving, use the optional in-line regulator valve.

Improper vacuum levels can prevent the cleaner from climbing vertical walls in gunite/concrete pools or "sticking" at steps and corners. Maintaining proper vacuum also ensures efficient water flow through the throat for effective cleaning.

For complete installation information, refer to your Hayward automatic pool cleaner's installation manual.

The use of non-Hayward hoses is not recommended as it can greatly reduce the cleaner coverage, wall climbing capability and cleaning performance.

**USE ONLY HAYWARD ORIGINAL HOSES AND PARTS**



AquaNaut 250



Navigator® V-Flex™

### Suction Cleaners Hoses Pack Buying Guide

Model Number	Description	Ctn. Qty.	Ctn. Weight
<b>PoolVac® and Navigator® – ABG Turbine Cleaners</b>			
HSLHK110GRPK12	1M - Leader Hose 12 Pack, Gray* Replaces V532LG – V533LG	1	9 lbs.
HSCHK100GRPK12	1M - Connector Hose 12 Pack, Gray* Replaces V109LG - V130LG – V1032LG	1	9 lbs.
HSLCHK120GR	Hose Kit 1 Leader, 11 Connector 40*, Gray Replaces V530LGP	1	9 lbs.
<b>PoolVac V-Flex™ and Navigator V-Flex</b>			
PVLCHK120BKBL	Hose Kit 1 Leader, 11 Connector 40*, Black and Blue	1	9 lbs.
<b>AquaNaut®</b>			
PVLHP1900GRPK10	1M - Leader Hose 10 Pack, Dark Gray*	1	9 lbs.
PVCHP1900GRPK10	1M - Connector Hose 10 Pack, Dark Gray*	1	9 lbs.

NOTES: \*All hose lengths are approximate

**Pool Cleaner – AquaNaut Hoses are not interchangeable with PoolVac, Navigator and ABG Hoses. Mixing hoses will result in poor performance of cleaner.**



HydraPure UV, Ozone and AOP System

HydraPure’s advanced oxidation process (AOP) combines UV and ozone to form hydroxyl radicals. Together these three sanitizers destroy 99.9%\* of chlorine-resistant bacteria and viruses.

### Applications

- Residential, new or existing, in-ground pools

### Features

- UV eliminates harmful chlorine-resistant microorganisms by breaking down the body of the bacteria or virus
- Ozone oxidizes and destroys organic compounds including odor creating Chloramines
- Advanced Oxidation Process (AOP) combines UV and ozone to form hydroxyl radicals. Together these sanitizers to destroy 99.9%\* of chlorine-resistant bacteria and viruses.
- Operates at flow rates as low as 10 GPM, making it the perfect partner for modern variable-speed pumps
- Less chlorine maintenance – UV and Ozone reduce the amount of traditional or salt chlorine required for effective sanitization
- Easy to operate and maintain. No monitoring or adjusting with easy to view notification lights
- Easy to install lid rotates in any direction for clear visibility of the user interface
- Ability to operate up to 120 GPM without a bypass

**NOTE:** \*Destroys 99.9% of chlorine-resistant microorganisms up to 80 GPM, with a reduced level above 80 GPM.

## HydraPure Buying Guide

Model Number	Description	Warranty	Ctn. Qty.	Shipping Weight
HYDRAPURE*	HydraPure UV, Ozone & AOP System, Field Wireable	3 Year	1	47 lbs.
HYDRACORDKIT	Cord Adapter Kit, 115V	1 Year	1	1.25 lbs.

**NOTES:** \*3-year warranty, 1-year warranty for UV and O3 lamps

Sanitization



Ultra UV<sub>2</sub> ultraviolet system delivers an additional layer of protection and sanitation beyond traditional chlorination and in addition to salt chlorination.

It effectively and safely kills 99.9% of micro-organisms in pool water, including chlorine resistant crypto, giardia and algae, for a cleaner, clearer swim — all with zero by-products.

Ultra UV<sub>2</sub> is designed and engineered to significantly reduce the amount of chlorine needed to maintain an adequate level of residual sanitizer.

### Applications

- For indoor or outdoor use on new or existing pools
- Up to 57,000 gallon pools
- Minimal maintenance

### Features

- Cleaner, healthier water with less eye and skin irritations
- Deactivates 99.9% of bacteria, viruses, fungus, and algae micro-organisms
- Works with single or multi-speed pumps
- Reduces chlorine demand by up to 50%

### Eco-friendly Design

- Multi-directional and quick release piping connections make it easy to install in new and existing pools
- 360° direct view lamp power indicating ring
- Automatically activated by the flow of water through a pressure switch
- 100% corrosion resistant housing
- 13,000 hour lamp life
- 2 year limited warranty



Ultra UV<sub>2</sub>

## UltraUV<sub>2</sub> Buying Guide

Model Number	Description	Ctn. Qty.	Shipping Weight
004422202100	Ultra UV <sub>2</sub> – 120V 1 Lamp	1	23 lbs.
004422202500	Ultra UV <sub>2</sub> – 230V 1 Lamp	1	23 lbs.
004422202200	Ultra UV <sub>2</sub> – 120V 2 Lamp	1	23 lbs.
004422202600	Ultra UV <sub>2</sub> – 230V 2 Lamp	1	23 lbs.
004422202300	Ultra UV <sub>2</sub> – 120V 3 Lamp	1	23 lbs.
004422202700	Ultra UV <sub>2</sub> – 230V 3 Lamp	1	23 lbs.
006422004000	Kit: Ultra Clear UV <sub>2</sub> O <sub>3</sub> – 230V 2 Lamp	1	32.45 lbs.
006422001000	Kit: Ultra Clear UV <sub>2</sub> O <sub>3</sub> – 120V 2 Lamp	1	32.45 lbs.

### Comparison Chart

	Ultra UV <sub>2</sub>	Chlorine
Inactivates 99.9% Crypto, Giardia and Algae	YES	NO
Easy to maintain, no monitoring or adjusting	YES	NO
Effectiveness influenced by weather	NO	YES
Corrodes/calcium build up on pool equipment	NO	YES
Produces harmful by products	NO	YES

Maximum Flow Rate	
Lamps	Flow Rate (gpm)
Single Lamp	10-46gpm
Two Lamp	20-80gpm
Three Lamp	30-130gpm



ClearO<sub>3</sub>

The ClearO<sub>3</sub> water purifying system is the perfect addition to any new or existing pool for the cleanest water possible.

Ozone actively breaks down non-living waste products in pool water which can combine with chlorine to form unhealthy by-products that can irritate skin and have been linked to asthma and other ailments.

The Clear O<sub>3</sub> creates ozone using a proprietary UV bulb designed to excite ozone molecules from the oxygen in the air. This ozone is delivered into the pool water using the unit's suction injection system, where the ozone enriched air is mixed with the water going into the pool circulation pump. This creates a dynamic environment that best mixes the ozone and water.

### Applications

- For all residential pools, new or existing
- Single unit effective for up to 55,000 gallons

### Features

- Cleanest, strongest non-chlorine shock available with oxygen being its only by-product
- Save up to 60% on chemical costs
- Maximum ozone production with minimal impact to the pool equipment
- Easily breaks down unwanted pool particulates that can irritate the eyes and skin when bonded to chlorine
- Proprietary flow meter establishes the ideal flow of air for efficient ozone production
- UL Listed

### Engineered to Perform

- Fully sealed cylindrical chamber for optimized ozone generation
- Radiant heat ribs to maintain ozone output at peak operating temperatures
- Extruded aluminum main body with fiber-filled ppo resin end caps
- Removable side panel for easy maintenance and bulb replacement

## ClearO<sub>3</sub> Buying Guide

Model Number	Description	Ctn. Qty.	Shipping Weight
004402388100	Dual Voltage – 6 Pack	1	8 lbs.
006422004000	Kit: Ultra Clear UV <sub>2</sub> O <sub>3</sub> – 230V 2 Lamp	1	32.45 lbs.
006422001000	Kit: Ultra Clear UV <sub>2</sub> O <sub>3</sub> – 120V 2 Lamp	1	32.45 lbs.

Sanitization

## EXPERT LINE

TurboCell Salt Cells are the heart of Hayward's salt chlorine generating systems. Give any pool the best in natural sanitization and softness. Naturally converts dissolved salt into a virtually endless supply of chlorine, providing automatic, consistent sanitization that won't irritate eyes, dry out skin or cause fabrics to fade.

### Applications

- For new or existing in-ground pools up to 40,000 gallons
- For use with Hayward AquaRite systems
- Compatible with Hayward Omni automation systems

### Features

- Clear salt cell for easy inspection on S3 models
- Available in three sizes – 40,000, 25,000 and 15,000 gallons
- Automatically generates a self-renewing supply of chlorine to save 50% over conventional chlorine
- NSF certified for chlorine output

### Beware of Imitators

With other replacement cells, you get what you pay for: Lower quality, shorter life, non-certification. Generic cells are not safety certified for use with Hayward salt chlorinators. Through independent test by leading authority in electrolytic cells, some generic cells have been shown to have 75% less operating life than a Hayward TurboCell.

### Live in an arid or tropical climate?

You may need a larger cell. Consider using the next size up or multiple cells for challenging climates.

### Commercial Applications

Before using any Hayward chlorinator for commercial applications, check local and state codes for requirements. Combining multiple units is possible to achieve the requisite chlorine delivery rate. View Saline C 6.0 and Saline C 11.0 salt chlorine generating systems.



TCELLS340 TurboCell S3 Salt Cell (top) TCELL940 Hayward Goldline TurboCell Salt Cell (bottom)

## TurboCells Buying Guide

Model Number	Description	Warranty*	Ctn. Qty.	Shipping Weight
<b>Salt Chlorinators</b>				
T-CELL-3	TurboCell 15,000 gallon	3 year	1	4.3 lbs.
TCELL925*	Extended Life TurboCell 25,000 gallon	5 year	1	4.3 lbs.
TCELL940*	Extended Life TurboCell 40,000 gallon	5 year	1	4.3 lbs.
TCELLS315	TurboCell S3 15,000 gallon	3 year	1	4.2 lbs.
TCELLS325	TurboCell S3 25,000 gallon	3 year	1	4.2 lbs.
TCELLS340	TurboCell S3 40,000 gallon	3 year	1	4.2lbs.
TCELLS340X25	TurboCell S3 40,000 gallon, 25 ft. cord	3 year	1	5.04 lbs.

**NOTE:** \*5-year warranty will be honored for units built prior to January 1, 2023.

**Hayward TurboCells are the ONLY salt cells certified by a Nationally Recognized Testing Laboratory to be safe to use with Hayward controllers.**

# CCELL

SALT CHLORINATION CELL

EXPERT LINE



AquaRite 100 Salt Cell, CCELL

Give any pool the best in natural sanitization and softness.

Naturally converts dissolved salt into a virtually endless supply of chlorine, providing automatic, consistent sanitization that won't irritate eyes, dry out skin or cause fabrics to fade. Compatible with existing equipment and able to cut chlorine costs by 50%, luxurious salt chlorination has never been more budget friendly.

### Applications

- For new or existing in-ground pools up to 30,000 gallons
- For use with Hayward AquaRite 100 systems
- Compatible with Hayward Salt & Swim 3C systems

### Features

- Wide-ranging salt production levels are capable of operating between 1500 and 4500 PPM
- Cell cap provides an insulated cable connection to control box
- Nut assembly and versatile piping allow for easy installation in existing pools
- Salt cell produces 20% more pure available chlorine than other comparable systems
- Clear vessel and replaceable cartridge provide chlorine production visibility, hassle-free cleaning and simple replacement

### Beware of Imitators

Other salt chlorination cells may talk a good game, but what they don't say will cost you. With other replacement cells, you get what you pay for: lower quality, shorter life, non-certification. Generic cells are not safety certified for use with Hayward salt chlorinators.

## CELL Buying Guide

Model Number	Description	Ctn. Qty.	Shipping Weight
CCELL	AquaRite 100 Salt Cell, 30,000 gallon	1	9.0 lbs.

Sanitization

The AquaTrol Salt Chlorine Generator is designed specifically for above-ground pools up to 20,000 gallons. The AquaTrol has all the same functions and features of the AquaRite but with a lower chlorine output and is capable of operating over a “broad salt” range. A new firmware version allows the user to toggle between low salt (1,200 to 1,800 ppm) and normal salt (2,700 to 3,400 ppm) operation.

### Applications

- For all residential above-ground pools up to 20,000 gallons.
- Suitable for new above-ground pools or retrofit.

### Features

- Quick and Easy 30 minute installation
- Capable of operating over a “broad salt” range
- Toggle between low salt and normal salt operation
- The best water quality attainable
  - soft silky feel — no more red eyes or dry skin
  - always crystal clear and ready for swimming
- Digital salt display and 7 diagnostic indicators
- Super chlorinate function
- Microprocessor automates all functions
- cUL and UL Listed

### Cell Mounting Options

- “RJ” models mount the cell directly to the return jet (on the outside of the pool)



AquaTrol above-ground salt chlorine generator and cell

## AquaTrol Broad Salt Buying Guide

Model Number	Description	Ctn. Qty.	Shipping Weight
AQ-TROL-RJ-CUL	AquaTrol w/ return jet fittings, 20K gal TurboCell	1	25 lbs.

# AquaRite® 900 & AquaRite® XL

WITH TURBOCELL, FOR IN-GROUND POOLS



AquaRite 900 with Extended Life TurboCell

AquaRite Salt Chlorination Systems automatically convert salt into chlorine for sanitized pool water. Experience softer, silkier pool water that won't irritate eyes, dry out skin or cause fabrics to fade.

### Omni® Smart Pool Control Compatible

AQR900 Series can be connected to an Omni product with the accessory HLAQRPCB which is sold separately. Easily control virtually any pool and spa feature via the external touchscreen display, mobile app or popular voice control devices.\*

\*Voice control devices are not included.

### Applications

- For residential, new or existing in-ground pools up to 40,000 gallons
- Available in two sizes – 25,000 and 40,000 gallons
- Use multiple units for larger pools

### Features

- Automatically converts salt into chlorine, 2400-3400 ppm
- Softer, silkier pool water that won't irritate eyes, dry out skin or cause fabrics to fade
- Simple homeowner operation
- Adjust chlorine output from 0-100%
- NSF certified for chlorine delivery rates
- Easy to understand digital display
- Automatic cell cleaning using reverse polarity technology
- Superchlorinate function
- Single unit for 120VAC/240VAC 50/60Hz input
- Weatherproof enclosure and connections
- ETL safety certified

## AquaRite Series Buying Guide

EXPERT LINE

Model Number	Description	Ctn. Qty.	Shipping Weight
AQR940*	AquaRite 900 Salt Chlorinator, with 40,000 gallon Extended Life TurboCell	1	24 lbs.
AQR925*	AquaRite 900 Salt Chlorinator, with 25,000 gallon Extended Life TurboCell	1	24 lbs.
AQR3	AquaRite Salt Chlorinator, with 15,000 gallon TurboCell	1	24 lbs.

**NOTE:** \*5-year warranty will be honored for units built prior to January 1, 2023.

## AquaRite XL Series Buying Guide

Model Number	Description	Ctn. Qty.	Shipping Weight
AQR15XLCUL	AquaRite XL with 40,000 gallon TurboCell, 120v corded	1	24 lbs.
AQR9XLCUL	AquaRite XL with 25,000 gallon TurboCell, 120v corded	1	24 lbs.
AQR3XLCUL	AquaRite XL with 15,000 gallon TurboCell, 120v corded	1	24 lbs.

## TurboCell Buying Guide

EXPERT LINE

Model Number	Description	Ctn. Qty.	Shipping Weight
TCELL940*	Extended Life TurboCell for pools up to 40,000 gallons	1	4.3 lbs.
TCELL925*	Extended Life TurboCell for pools up to 25,000 gallons	1	4.3 lbs.
T-CELL-3	TurboCell for pools up to 15,000 gallons	1	4.3 lbs.

**NOTE:** \*5-year warranty will be honored for units built prior to January 1, 2023.

Sanitization

# AquaRite® Low Salt

SALT CHLORINATION FOR IN-GROUND POOLS

No more mixing, measuring and messing around with liquid or tablet chlorine. AquaRite Low Salt automatically turns common salt into a self-regenerating supply of pure chlorine. For pool and spa water that's clean, clear and luxuriously soft.

The key to AquaRite Low Salt chlorine generation is the TurboCell, a specially-designed converter connected to the control unit by a simple plug-in cord, and plumbed into the filter pump's return line to the pool. As water is pushed through the TurboCell, an extremely safe low-voltage electrical charge turns the salt previously added to the water into fresh, sanitizing chlorine which is then dispersed evenly throughout the pool via the return jets.

The AquaRite Low Salt chlorinator has the ability to stop producing chlorine at 800 ppm and operates at just 1200 - 3800 ppm, lower salt levels reduce corrosion concerns and is safer for the environment.

## Applications

- For in-ground pools up to 30,000 gallons (113,500 L)
- Perfect for new or existing pools
- Perfect for replacing existing salt units

## Features

- Soft, silky-smooth water
- No more red eyes, itchy skin
- Reduces handling and storage of toxic chemicals
- No chlorine odor or bleaching of toys and clothes
- Even, consistent chlorine dispersion; no more unhealthy highs and lows
- User-friendly monitor system with LED service alerts
- No need for additional plumbing or parts
- Easy to use - one dial adjusts chlorine output
- NSF and CUL approved, PMRA registered



AquaRite Low Salt

## Low Salt Chlorinator Buying Guide

Model Number	Description	Ctn. Qty.	Shipping Weight
AQR-LS-CUL*	AquaRite Low Salt w/30K TurboCell, 120V/240V	1	25 lbs.
AQRXL-LS-CUL	AquaRite XL Low Salt w/30K TurboCell, 120V w/ cord	1	25 lbs.

\*EXPERT LINE

Sanitization

# AquaRite® S3

SALT CHLORINATION SYSTEM

EXPERT LINE



AQRS340 AquaRite S3 Salt Chlorination System

Superior salt sanitization with built-in control, AquaRite S3 effortlessly manages chlorine levels, a pump and heater. AquaRite S3 is more than salt chlorination — it's advanced sanitization and automation that grows with any pool.

### Applications

- Residential, in-ground pools up to 40,000 gallons
- Available in three sizes – 15,000, 25,000 and 40,000 gallons

### AquaRite S3 Features

- LCD colour display for built-in control of chlorine levels, heater and variable-speed pump (single-speed pump control via Smart Relay, HLH485RELAY, sold separately)
- Clear TurboCell salt cell for easy inspection
- Operates over a broad range of salt levels, 800-8000 PPM
- Pool cover detect capabilities
- Auto voltage select for easier installation
- Easy upgrade path to Omni® controls via AQRS30MNIKIT

### AquaRite S3 Omni Features

- Includes all AquaRite S3 features above
- Full control of virtually any pool or spa feature via the external control panel, OmniLogic® app or voice control devices\*
- Valve ports to automatically switch to Spa mode, GVA-24 automatic actuators sold separately
- ColorLogic lighting control with OmniDirect Mode™
- pH and ORP sensing capabilities, probes sold separately
- Expand at any time with easy-to-add accessories from smart relays, pH sensing, WiFi connectivity and more
- Configurable for future upgrades

Control and set schedules for 3x variable-speed pumps

Control 2x heaters

2 high power relays

- Capable of controlling an acid feed tank

\*Voice control devices are not included.

## AquaRite S3 Buying Guide

Model Number	Description	Warranty*	Ctn. Qty.	Shipping Weight
AQRS315	AquaRite S3 Salt System 15,000 gallon	3 year	1	22.1 lbs.
AQRS325	AquaRite S3 Salt System 25,000 gallon	3 year	1	22.1 lbs.
AQRS340	AquaRite S3 Salt System 40,000 gallon	3 year	1	22.1 lbs.
AQRS3250MNI	AquaRite S3 Omni Salt System 25,000 gallon	3 year	1	24 lbs.
AQRS340MNI	AquaRite S3 Omni Salt System 40,000 gallon	3 year	1	24 lbs.
AQRS30MNIKIT	AquaRite S3 Omni Upgrade Kit	3 year	1	3 lbs.
TCELLS315	TurboCell® S3 Salt Cell 15,000 gallon	3 year	1	4.2 lbs.
TCELLS325	TurboCell S3 Salt Cell 25,000 gallon	3 year	1	4.2 lbs.
TCELLS340	TurboCell S3 Salt Cell 40,000 gallon	3 year	1	4.2 lbs.
TCELLS340X25	TurboCell S3 Salt Cell 40,000 gallon, 25 ft. cord	3 year	1	5.04 lbs.

AquaRite S3 systems work only with a genuine S3 Series Hayward Salt Cell.

Sanitization



## EXPERT LINE

Naturally converts dissolved salt into a virtually endless supply of chlorine, providing automatic, consistent sanitization that won't irritate eyes, dry out skin or cause fabrics to fade. Compatible with existing equipment and able to cut chlorine costs by 50%, luxurious salt chlorination has never been more budget friendly.

### Applications

- For new or existing in-ground pools up to 30,000 gallons

### Features

- Automatically converts salt into chlorine, 1500-4500 PPM
- Softer, silkier pool water that won't irritate eyes, dry out skin or cause fabrics to fade
- Produces up to 20% more chlorine than other similar systems on the market
- Weatherproof control unit ensures optimal performance in all conditions
- Advanced dispensing capability operates at flow rates as low as 20-25 GPM
- LED lights indicate current system operation status
- Intuitive control panel located behind flip-down door
- Wide-ranging salt production levels are capable of operating between 1500 and 4500 PPM
- Cell cap provides an insulated cable connection to control box
- Nut assembly and versatile piping allow for easy installation in existing pools
- Clear vessel and replaceable cartridge provide hassle-free inspection and simple replacement



AquaRite 100 shown with Salt Cell

### AquaRite 100 Buying Guide


Model Number	Description	Ctn. Qty.	Shipping Weight
AQR100	AquaRite 100 with CCELL, dual voltage wiring	1	22 lbs.

### Salt Cell Buying Guide

Model Number	Description	Ctn. Qty.	Shipping Weight
CCELL	AquaRite 100 Salt Cell	1	9 lbs.

# HCC2000

AUTOMATION FOR AFTERMARKET POOLS AND SPAS



Perfect for swimming pools, spas and water features, the HCC2000 is a powerful yet affordable microprocessor-based pH and ORP water chemistry controller. The controller features proportional feed to ensure precise water chemistry maintenance, and operates using the Oxidation-Reduction Potential (ORP) method of water analysis to ensure rapid deactivation of such waterborne pathogens as E.coli in swimming pool water.

The HCC2000 provides the ultimate one stop shop experience, one unit pre-configured with everything required to make water chemistry management simple, convenient and affordable. This package includes the HCC2000 controller, flow cell and flow sensor, all now pre-mounted on a PVC backboard. PH and ORP sensors are also included.

## Features

- Advanced microprocessor-based design technology
- Simple to operate user interface with easy to read LED display
- Complete package offers a total chemical automation system for easy installation and ultimate convenience

## Universal pH & ORP Sensors

Dependable and affordable commercial grade sensors for use with virtually all automated chemistry controllers.

The Hayward series of Universal Commercial grade sensors are the next generation in sensor technology. They incorporate a Poly-Pro™ solid polymer reference technology matched with a patented Teflon fluid junction for unparalleled performance and longevity.



## HCC2000 Buying Guide

Model Number	Description	Ctn. Qty.	Shipping Weight
HCC2000	HCC2000 Water Chemistry Controller for Fresh Water	1	11 lbs.
HCC2000-AU	HCC2000 Water Chemistry Controller for Salt Water	1	11 lbs.

## HCC2000 Options

Model Number	Description	Ctn Qty.
AQLCHEM4-CHLOR	pH Dispense System, 120V	1
AQLCHEM4-ACID	Chlorine System, 120V	1

## Universal pH & ORP Sensor Buying Guide

Model Number	Description
PR015-2	pH Sensor
PR025-2	ORP Sensor for Fresh Water Pool/Spa
PR025-AU-2	ORP Sensor for Saltwater Pool/Spa

## Features

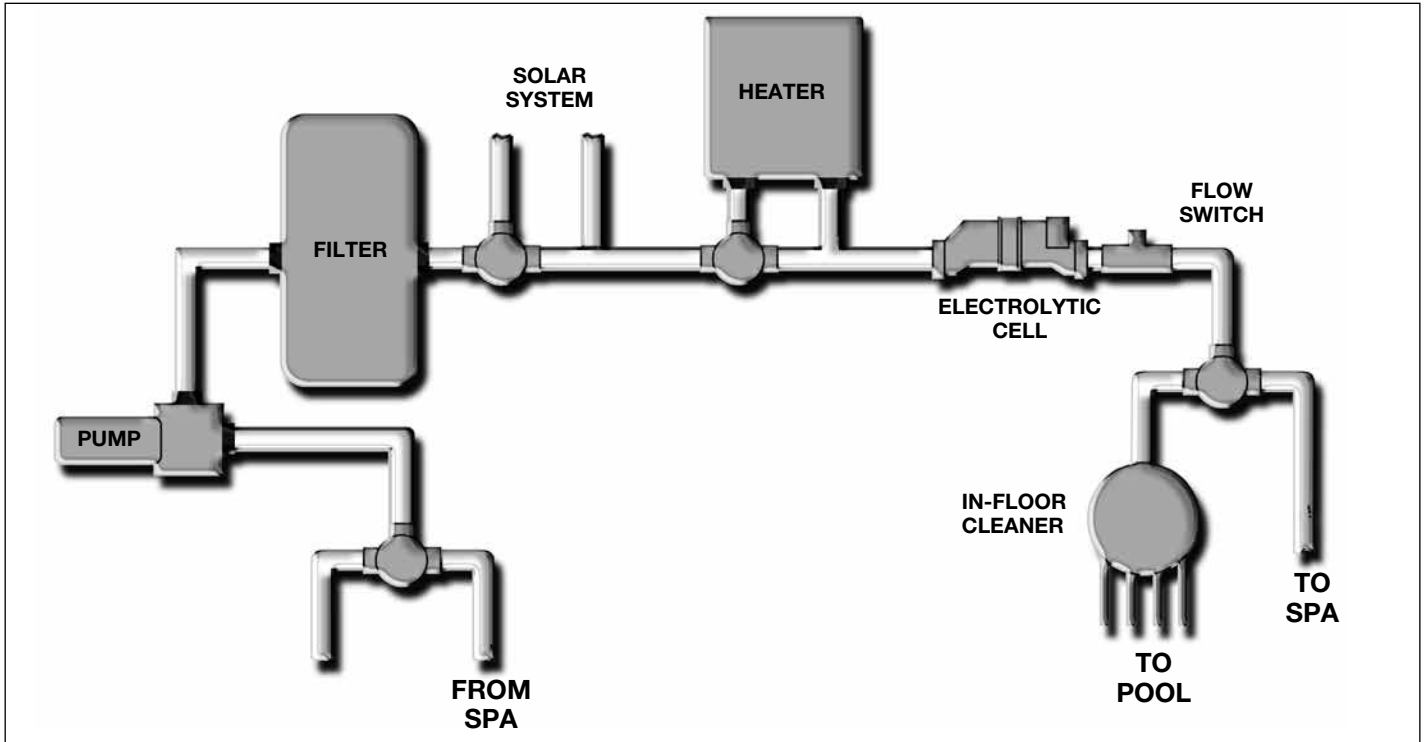
- Compatible with virtually all chemical controllers as a system upgrade
- Shielded BNC connectors for chemical resistance
- Low maintenance Porous Teflon fluid junction
- Superior protection against infusion and diffusion
- Poly-Pro solid polymer technology

Sanitization

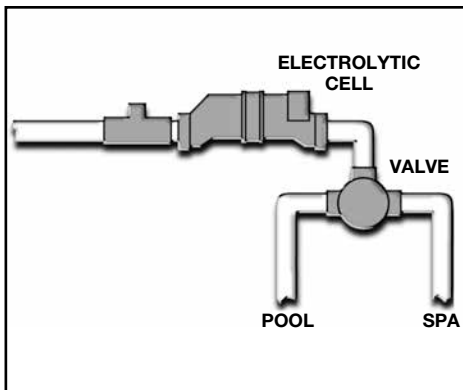
# Chlorinator Cell

Plumbing Installation

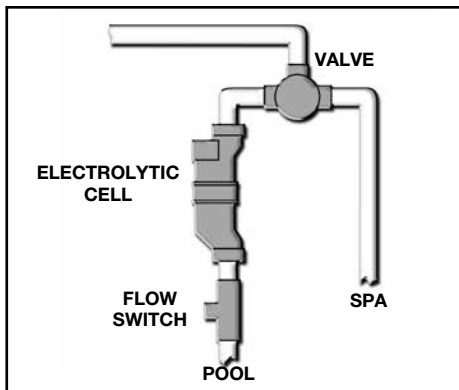
Install the cell and flow switch down stream of all existing equipment, but prior to the pool/spa return valve. The flow switch can be located immediately downstream from the cell (as shown) or can be installed with 12" of straight pipe directly before the mounting tee (option 1 below). For stand-alone installations on pool/spa systems, refer to options 2 or 3 in order to avoid possible over chlorination of the spa. For 2-speed or variable speed pumps and systems with low flow rates, refer to option 4 to ensure complete coverage of the cell electrodes during operation. Note that the chlorinator cell can be mounted in any orientation.



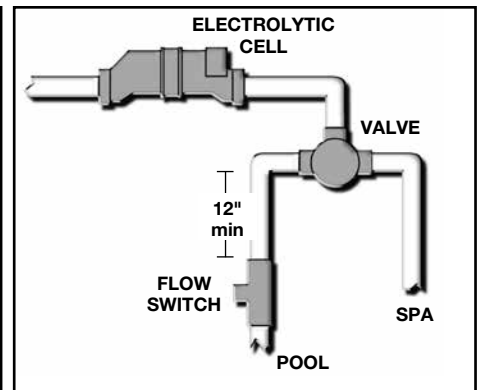
Chlorinator Cell



Optional Configuration #1

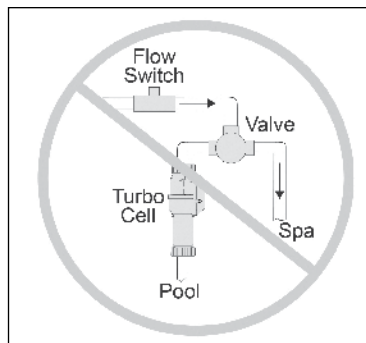


Optional Configuration #2



Optional Configuration #3

**PREFERRED INSTALLATION  
WITH 2-SPEED AND V.S. PUMPS  
AND SYSTEMS WITH  
LOW FLOW RATES**



Optional Configuration #4

Sanitization

# Salt Facts

FOR SALT CHLORINE GENERATORS

Hayward Salt Chlorine Generators all produce their own chlorine from a low concentration of salt dissolved into the pool water to create 100% of the pool's sanitizing needs.

## Will the pool water taste salty?

No. The concentration of salt in the pool water is approximately 1/10 of the level in the ocean and is below the level of taste for most people. This level of salt is equivalent to 1 teaspoon of salt in a gallon of water. Encourage anybody who is concerned to do a "taste test".

## Types of salt

Salt chlorine generators use ordinary food grade, solar salt or water softener salt. Regardless of which type of salt you chose ensure that it is at least 99% pure salt (NaCl). Never use rock salt (ice melt) or salts that have more than 1% of "anti-caking agents", "yellow prussiate of soda", or "sodium ferrocyanide" added as these compounds may cause staining of the pool. Salt is available from most distributors in 40-80 pound bags.

## Amount of salt to add to the pool

Hayward and Goldline Controls-brand salt chlorine generation systems require salt levels between 2700 and 3400 ppm. Note: Refer to individual Hayward model capabilities to operate at lower levels, covering a wider salt range of 1500-4500 ppm. This amount of salt is below the level of taste for most people and is the equivalent of 1 teaspoon of salt per gallon. Since all chlorine added to a pool eventually reverts to salt, it is very important to measure the salt level in existing pools before adding any salt.

## How to use this table

1. Locate current salt level (ex. 1400 ppm)
2. Locate pool size (ex. 24,000 gallons)
3. Find intersection of these two values to determine pounds of salt needed to raise water to 3200 ppm salt.

## How to add salt

After determining the amount of salt to add from the table below, hold 1 or 2 bags in reserve. Dump the remaining bags directly into the pool and brush the salt around to speed up the dissolving process. Do not allow the salt to sit in a pile at the bottom of the pool. Salt water is heavier than fresh water so the salt water will tend to accumulate at the deepest part of the pool. Run the filter system with the suction coming from the main drain for 24 hours to evenly distribute the salt throughout the pool. Note: For new plaster pools, consult with the applicator for the recommended cure time before adding salt.

## Salt Display

The salt display responds slowly to rapid changes in salt level. It takes up to 24 hours of circulation for the salt to be evenly distributed in the pool. Be patient and do not over-react by adding too much salt. If the salt level is still low after 24-48 hours, add the reserve bags (see "How to add salt" above) to the pool.

Sanitization

Pounds of Salt Required for 3200 ppm																		
Current Salt Level (ppm)	Pool Size – Gallons																	
	8,000	10,000	12,000	14,000	16,000	18,000	20,000	22,000	24,000	26,000	28,000	30,000	32,000	34,000	36,000	38,000	40,000	
0	213	267	320	373	427	480	533	587	640	693	747	800	853	907	960	1013	1067	
200	200	250	300	350	400	450	500	550	600	650	700	750	800	850	900	950	1000	
400	187	233	280	327	373	420	467	513	560	607	653	700	747	793	840	887	933	
600	173	217	260	303	347	390	433	477	520	563	607	650	693	737	780	823	867	
800	160	200	240	280	320	360	400	440	480	520	560	600	640	680	720	760	800	
1000	147	183	220	257	293	330	367	403	440	477	513	550	587	623	660	697	733	
1200	133	167	200	233	267	300	333	367	400	433	467	500	533	567	600	633	667	
1400	120	150	180	210	240	270	300	330	360	390	420	450	480	510	540	570	600	
1600	107	133	160	187	213	240	267	293	320	347	373	400	427	453	480	507	533	
1800	93	117	140	163	187	210	233	257	280	303	327	350	373	397	420	443	467	
2000	80	100	120	140	160	180	200	220	240	260	280	300	320	340	360	380	400	
2200	67	83	100	117	133	150	167	183	200	217	233	250	267	283	300	317	333	
2400	53	67	80	93	107	120	133	147	160	173	187	200	213	227	240	253	267	
2600	40	50	60	70	80	90	100	110	120	130	140	150	160	170	180	190	200	
2800	27	33	40	47	53	60	67	73	80	87	93	100	107	113	120	127	133	
3000	13	17	20	23	27	30	33	37	40	43	47	50	53	57	60	63	67	
3200	ideal	ideal	ideal	ideal	ideal	ideal	ideal	ideal	ideal	ideal	ideal	ideal	ideal	ideal	ideal	ideal	ideal	
3400	ok	ok	ok	ok	ok	ok	ok	ok	ok	ok	ok	ok	ok	ok	ok	ok	ok	

**It is important to maintain salt and stabilizer levels in order to prevent scaling and to maximize system effectiveness. Test the water periodically and use standard pool industry procedures to adjust levels.**

### Salt 2700 to 3400 ppm

Check monthly using an independent salt test. The higher end of the salt level range lets the salt chlorine generator produce more chlorine. The salt chlorine generator will indicate when the salt level drops below 2700 ppm and it will stop operating if the salt drops to 2300 ppm or below.\* On most pools, the salt level tends to slowly drift downward as fresh water is added to the pool (rain or makeup water for splash-out, back-washing etc.). A good procedure is to add enough salt to be near the top of the range. Add stabilizer (see below) at the same time.

### Stabilizer 30 to 50 ppm

Check monthly. Stabilizer is also known as conditioner, cyanuric acid, or isocyanuric acid. Refer to local codes regarding its use. Stabilizer helps maintain the chlorine residual in the pool by protecting it from the UV rays of the sun. Without stabilizer, the salt chlorine generator would have to produce much more chlorine in order to keep the desired residual level in the pool. This can reduce the life of the cell. Add enough stabilizer to be near the top end of the range at the same time you add salt.

### Chlorine

Ideally, all of the chlorine in the pool should be “free chlorine” and there should be zero “combined chlorine.” “Free chlorine” means that it is not attached to any contaminants in the pool and is ready to attack any algae or bacteria that it comes in contact with. Note that test kits using the OTO method (yellow colour) only test total chlorine and can not differentiate between “free” and “combined”. DPD test kits (red colour) do allow for the testing of both total chlorine and “free chlorine”.

### pH determines Chlorine effectiveness

The recommended pH range is 7.2 to 7.8. If the pool's pH rises above the top end of the range, the sanitizing effectiveness of the chlorine can be greatly reduced. For example: The chlorine in a pool with the pH at 7.2 is approximately ten times more effective than the same amount of chlorine in a pool with the pH at 8.2.

### Why is water chemistry important?

Continuous filtration, cleaning and sanitization are not enough — balancing pH (potential hydrogen) is vital. Chlorination should keep germs and algae at bay but when pH is unbalanced, it can't do its job. Let the pH drop too low and the water becomes acidic and attacks anything it touches. When pH drifts up, the water becomes alkaline and creates an environment where mineral deposits (scale) can form. Furthermore, when pH is high, chlorine becomes less effective at its primary task — killing bacteria and algae.

ORP (oxidation reduction potential) measures the oxidizing capacity in water. It is a proven measurement and maintenance technology mandated for commercial pool sanitization. Unlike most home-test processes, ORP is not fooled by the effects of pH, TDS (total dissolved solids) and other factors. Most home-test kits and strips only report free chlorine and other less effective forms of chlorine. Only ORP can deliver further detailed analysis of the more important free chlorine. It differentiates free chlorine's components HOCl (hypochlorous acid) and OCl<sup>-</sup> (hypochlorite ion). OCl<sup>-</sup> is a slow-acting sanitizer, and HOCl is up to 300 times more effective. ORP targets HOCl, a more fine-tuned measurement of the effectiveness of chlorine and water quality.

Studies have reported on the relationship between ORP and chlorine's activity with germs and bacteria. They've concluded that ORP significantly predicts water bacterial quality better than other methods. As a result, in most states, the highly regulated commercial pool industry requires ORP testing.

### What is balanced water?

Water balance is composed of several key factors — pH, total alkalinity, calcium hardness and TDS. All of these factors are important, but none more so than pH. pH is a measurement of the concentration of hydrogen ions in water. It is measured using a logarithmic scale from 0 to 14, with pH 7 being neutral.

For pool water to be in balance, all factors must be in their proper range. That range may vary slightly depending on the finish of the pool and the average temperature of the pool water. The one value that never changes is pH. It must be maintained between 7.2 and 7.8 for a pool to be considered “balanced.”

### TurboCell

#### Right-sized salt chlorination

Hayward TurboCells come in three sizes — 40,000, 25,000 and 15,000 gallons. The new sizes enable you to right-size your pool for the most-efficient and cost-effective chlorination possible. These cells are based on the proven TurboCell technology. They automatically generate a self-renewing supply of fresh, pure chlorine — for water that's clean, clear and luxuriously soft.

### Live in an arid climate?

You may need a larger cell. Contact your local pool professional for more information on right-sizing pools in arid climates.

**NOTE:** \*Refer to individual Hayward model capabilities to operate at lower levels, covering a wider salt range of 800 - 8,000 ppm.

WATER QUALITY PARAMETER	IDEAL LEVELS
<b>Salt</b>	<b>2700 to 3400 ppm</b>
Free Chlorine	1.0 to 3.0 ppm
pH	7.2 to 7.8
<b>Cyanuric Acid (Stabilizer)</b>	<b>30 to 50 ppm*</b>
Total Alkalinity	80 to 120 ppm
Calcium Hardness	200 to 400 ppm
Metals	0 ppm
Saturation Index	-0.2 to 0.2 (optimal)

**NOTE:** \*Should be lower or even 0 for indoor pools. Follow guidance of a local pool professional.

# Omni® Smart Pool & Spa Control

CONFIGURATION GUIDE

EXPERT LINE



**OmniLogic® Premium New Construction**  
New, premium pools and spas. OmniLogic brings the most advanced automation for fully featured backyard control.



**OmniPL® Flexible New Construction**  
Unmatched value in automation for new and existing mid-range pools.



**OmniHub® Aftermarket Controllers**  
Easy way to add after-market control, OmniHub delivers automation to new and existing entry-level pools.

## Configuration Guide

### 1. Start with OmniLogic, OmniPL or OmniHub Panel

Control variable-speed pumps without additional relays. OmniLogic controls 16, OmniPL controls 8 and OmniHub controls 3.

Model Number	Description	OmniLogic	OmniPL	OmniHub
HLBASE	OmniLogic 4-Relay Base with App	✓		
HLPRO4W	OmniPL 4 Relay, with App		✓	
HLPRO4SW	OmniPL 4 Relay, Salt Ready, with App		✓	
HLPLUS4W	OmniPL 4 Relay, Salt Cell, with App		✓	
HLPRO4NW*	OmniPL 4 Relay, No Subpanel, with App		✓	
HLPRO4NSW*	OmniPL 4 Relay, No Subpanel, Salt Ready, with App		✓	
HLOMNIHUB	OmniHub wiring base unit, control pad, and smart relay, with App			✓

\*Available Summer 2024

### 2. Optional System Expansion

OmniLogic expansion panel adds an additional system panel with the same capabilities as the base unit (HLEXPAND). I/O expansion panel plugs directly into base unit and provides 4 additional valve actuating relays, 4 additional low voltage relays, and 4 additional temperature sensors (HLIOEXPAND).

Model Number	Description	OmniLogic	OmniPL	OmniHub
HLEXPAND	OmniLogic Expansion Panel	✓	No	No
HLIOEXPAND	IO Expansion Board (Valves)	✓	No	No

### 3. Optional Additional Controls

Ability to add additional multi module relays or single smart or standard relays to Hayward Omni Controls (see compatibility chart).

Model Number	Description	OmniLogic	OmniPL	OmniHub
HLRELAYBANK	OmniLogic 4-Relay Module	✓	No	No
HLRELAY	OmniLogic 1-Relay Module	2	2	No
HLH485RELAY	Omni RS485 Smart Relay	2	2	3
GVA-24	Actuator, 24 Volt	4 (up to 16*)	4	2
HLPMPCONV	OmniLogic Competitive VSP Converter Board	✓	✓	✓

### 4. Optional Remote Controls

Remotes include a wired or wireless with touch screens display. Website and apps are available for use on a smartphone or tablet.

Model Number	Description	OmniLogic	OmniPL	OmniHub
HLWLAN	OmniLogic Wireless Network Antenna	✓*	No	No
HLWIRELESS	OmniLogic Wireless Waterproof Remote	✓	✓	✓
HLWALLMOUNT	OmniLogic Wall-Mount Remote	✓	✓	No
HLSPASIDE	OmniLogic Wired Spa Side Remote	✓	✓	✓

\*For Omnis with Internal Displays

### 5. Optional Sanitization

Add Hayward Salt Plumbing Kit (P-KIT) and choose a TurboCell® based on the pool size. Sense & Dispense® also optional for fully integrated chemistry automation.

Model Number	Description	OmniLogic	OmniPL	OmniHub
TCELLS340	TurboCell S3 Salt Cell for 40,000 gallons	✓	S Models	No
P-KIT	Hayward Salt Plumbing Kit	✓	✓	No
HL-CHEM	Sense & Dispense	✓	✓	✓
HLAQRPCB	AquaRite® Daughter Board	✓	✓	✓

**NOTE:** Mobile phone and tablet are not included with Omni products. OmniLogic shown with optional remotes. \*With expanded capabilities from HLIOEXPAND/HLEXPAND

Automation

### EXPERT LINE

End-to-End pool and spa control for existing pools. OmniHub installs quick and easily to deliver smart pool and spa control in any backyard in a matter of hours. With the ability to control virtually every piece of pool and spa equipment right from a smartphone, tablet or voice control device, OmniHub is an easy add-on to existing pool pads. Plus, with the ability to bundle with a variety of Hayward products including our industry-leading AquaRite® salt chlorination system and TriStar variable-speed pumps, your customers get an instant backyard upgrade at significant cost savings.

#### Application

- Residential, new or existing in-ground entry-level pools
- Existing pools with timeclocks or without app control

#### Features and Benefits

- Affordable way to add smart pool control to nearly any pool.
- Compatible with Hayward pool products and most pool equipment brands for entire pool and spa pad control.
- Access, manage, and schedule from anywhere on your smartphone with the OmniLogic® app.
- Integrates with popular voice activated devices including Amazon®, Alexa®, and Google Home®.
- Ability to add up to 2 additional Smart Relays for even more control including booster pumps, cleaner, backyard lighting, and water features.
- OmniDirect Mode™ supports ColorLogic® LED lighting with 20 added colour options, 7 exclusive shows and precise control of dimming, speed and more
- Simple upgrade to AquaRite® Salt Chlorination system, for both new and existing installations.

#### Standard Features

- Includes wiring base unit, control pad and 1 smart relay
- External touch display for easy configuration and programming
- Fully programmable, automatic control of every output
- 1 High-voltage relay upgradeable to 3
- Controls 2 valves for Pool and Spa control, Solar Heating or Water Feature control
- 50 Configurable Favorites Buttons
- 25 Unique Programmable Themes
- Salt Chlorination compatible with AquaRite daughterboard
- Built in WiFi/App Connectivity
- Web-enabled for app and voice assistant control



OmniHub wiring base unit, smart relay, and control pad. Smartphone not included.

### OmniHub Buying Guide

EXPERT LINE

Model Number	Description	Ctn. Qty.	Shipping Weight
HLOMNIHUB	OmniHub wiring base unit, control pad, and smart relay	1	18 lbs.

### Accessories Buying Guide

Model Number	Description	Ctn. Qty.	Shipping Weight
HLH485RELAY	Omni® smart relay kit, includes J-Box and 6' whip	1	4 lbs.
LTSUY11300	SmartPower® 300W Wall Mount Transformer with 4 relays	1	12.5 lbs.
HLPMPCONV	OmniLogic Competitive VSP Converter Board	1	1 lb.
HLAQRPCB	Omni Daughter board for existing AquaRite installations	1	1 lb.
HLWIRELESS	OmniLogic® Wireless Waterproof Remote	1	5 lbs.
HLSPASIDE	OmniLogic Wired Spaside Remote	1	3.5 lbs.
HLSPAKIT	Two valve actuators and smart relay	1	11.3 lbs.
HLMUDBOX	OmniLogic Spaside Mudbox	1	0.5 lb.

### OmniHub Pool Pad Bundles

EXPERT LINE

Model Number	Description	Ctn. Qty.	Shipping Weight
HL32950VSP	TriStar® VS 950 Omni variable-speed pump	1	83 lbs.
HL32900VSP	TriStar® VS 900 Omni variable-speed pump	1	70 lbs.
HL2670020VSP	Super Pump® VS 700 Omni variable-speed pump	1	63 lbs.
HL2350020VSP	MaxFlo VS™ 500 Omni variable-speed pump	1	63 lbs.

Google Home® is a trademark of Google, LLC., Amazon® and Alexa® are trademarks of Amazon Technologies, Inc. Neither of these companies are affiliated with Hayward Industries, Inc. nor endorses this product.



OmniLogic Pool and Spa Automation System shown with optional wireless and spaside remotes. Mobile phone, tablet and remotes are not included.

Elite automation for fully featured new pool and spas. OmniLogic brings backyard control to the forefront of pool technology. Enjoy the luxuries of full automation from the most intuitive app with effortless upgrades to always keep your backyard on the cutting edge.

### Applications

- Any pool or pool/spa combination
- Single, shared or dual equipment
- Up to 4 bodies of water

### Features and Benefits

- **Eliminate complexity.** With the most intuitive, icon-based user-interface, set your controller to fit your preferences quickly and easily
- **Modular Expandability.** Equipped with 4 relays with flexibility to upgrade. Increase to 20 relays with HLRELAY, HLRELAYBANK and HLEXPAND
- **OmniDirect Mode™.** Pair ColorLogic® LED lighting and water features with Hayward automation to get additional colour options, dimming control and more
- **Salt Compatibility.** Designed to be salt-ready and enables you to lower your salt level down to 800 ppm.
- **Compatible with Sense & Dispense®.** Let OmniLogic keep your chemicals perfectly balanced.
- **Pump Control.** Full control of up to 16 Variable Speed Pumps without using any relays
- **Automatic Cover Scale-Back Mode:** automatically adjusts pump, chlorinator and heating settings for maximum efficiency when an electronic pool cover is closed
- **Compatible with Omni® Remotes:** HLWIRELESS, HLWALLMOUNT and HLSPASIDE
- **OmniLogic app:** Controlling your entire pool pad is easy, fast and intuitive. Set schedules or themes, monitor and make adjustments when desired
- **Effortless Voice Assisted Device Control.** Works with popular voice control systems like Amazon® Alexa® and Google Home®

## OmniLogic Base System Buying Guide EXPERT LINE

Model Number	Description	Ctn. Qty.	Shipping Weight
HLBASE	OmniLogic 4-Relay Base	1	63 lbs.
HLEXPAND	OmniLogic Expansion Panel	1	63 lbs.

### Accessories

TCELLS340	TurboCell S3 Salt Cell, 40,000 Gallon Salt Cell	1	4.2 lbs.
-----------	---	---	----------

## Options and Accessories Buying Guide

Model Number	Description	Ctn. Qty.	Shipping Weight
HLRELAYBANK	OmniLogic 4 Relay Module	1	5 lbs.
HLRELAY	OmniLogic 1 Relay Module	1	1 lb.
HLH485RELAY	Omni RS485 Smart Relay	1	4 lbs.
LTSUY11300	SmartPower® 300W Wall Mount Transformer with 4 relays	1	12.5 lbs.
HLPMPCONV	OmniLogic Competitive VSP Converter Board	1	1 lb.
HLAQRPCB	Omni Daughter board for existing AquaRite installations	1	1 lb.
HLIOEXPAND	OmniLogic 4x4x4 Valves, Sensors, Inputs	1	1 lb.
HLWALLMOUNT	OmniLogic Wall-Mount Remote	1	3 lbs.
HLWIRELESS	OmniLogic Wireless Waterproof Remote	1	5 lbs.
HLSPASIDE	OmniLogic Wired Spaside Remote	1	3.5 lbs.
HLMUDBOX	OmniLogic Spaside Mudbox	1	0.5 lb.
HLWLAN	OmniLogic Antenna (for Internal Display Omnis)	1	2 lbs.
GVA-24	Hayward Actuator, 24 Volt	1	3 lbs.
TCELLS340	TurboCell S3 Salt Cell for pools up to 40,000 gallons	1	4.2 lbs.
P-KIT	Hayward Salt Plumbing Kit	1	4.3 lbs.
HL-CHEM	Sense & Dispense	1	9 lbs.
AQL-CHEM4-ACID	pH Dispense, Acid Feed System, 120V	1	24 lbs.
AQL-CHEM4-CHLOR	ORP Dispense, Liquid Chlorine Feed System, 120V	1	24 lbs.

### Standard Features

- Built-in touch display for easy configuration and programming
- Fully programmable, automatic control of every output
- 4 High-voltage relays upgradeable to 20
- 4 Valve Actuator relays upgradeable to 16
- Controls up to 16 EcoStar Pumps without using a relay
- Controls up to 5 heaters
- 100A Subpanel with 12 Breaker Slots
- 50 Configurable Favorites Buttons
- 25 Unique Programmable Themes
- Salt Chlorination Ready
- Ethernet/App Connectivity, Wifi/App with HLWLAN
- Web-enabled for app and voice assistant control

Google Home® is a trademark of Google, LLC., Amazon® and Alexa® are trademarks of Amazon Technologies, Inc., Neither of these companies are affiliated with Hayward Industries, Inc. nor endorses this product.

Automation



### EXPERT LINE

Unmatched value in automation for new pools and spas. OmniPL leverages the OmniLogic® platform and easy-to-use app, where you can customize the level of smart control. Simplify pool ownership by integrating salt chlorination options with your automation.

#### Applications

- Residential, new or existing in-ground pools
- Single, shared or dual equipment

#### Features and Benefits

- **Ease of Installation.** External control display equipped with 15-foot cord.
- **Pump Control.** Full control of up to 8 Hayward Variable Speed Pumps without using any relays. Can also control competitive VS Pumps with HLPMPCONV.
- **Modular Expandability.** Equipped with 4 relays with flexibility to upgrade. Increase to 6 relays with (2)-HLRELAY, increase to 8 relays with additional (2)-HLH485Relay.
- **OmniDirect Mode™.** Supports ColorLogic® LED lighting with 20 added colour options, 7 exclusive shows and precise control of dimming, speed and more.
- **Salt Compatibility.** Select models are ready for salt once you add a Hayward salt cell (PRO4S models). Select models include a salt cell for pools up to 40,000 gallons (PLUS4 models).
- **Compatible with Omni® Remotes:** HLWRELESS, HLWALLMOUNT and HLSPASIDE
- **OmniLogic app** allows you to monitor, set schedules and control your entire backyard at home or on the go (only available on W models).
- **Effortless Voice Assisted Device Control.** Works with popular voice control systems like Amazon® Alexa® and Google Home® (only available on W models)

#### Standard Features

- External touch display for easy configuration and programming
- Fully programmable, automatic control of every output
- 4 High-voltage relays upgradeable to 8
- 4 valve actuators
- Controls up to 8 pumps without using a relay
- 100A Subpanel with 8 Breaker Slots
- 50 Configurable Favorites Buttons
- 25 Unique Programmable Themes
- Salt Chlorination Ready (PRO4S models), select models include a salt cell (PLUS4 models)
- Web-enabled for app and voice assistant control (W models)



OmniPL Smart Pool and Spa Control shown with app and optional wireless remote. Mobile phone, tablet and remote are not included.

### OmniPL Buying Guide

EXPERT LINE

Model Number	Description	Ctn. Qty.	Shipping Weight
HLPRO4W	OmniPL 4 Relay with App	1	37 lbs.
HLPRO4SW	OmniPL 4 Relay, Salt Ready with App	1	37 lbs.
HLPLUS4W	OmniPL 4 Relay, Salt Cell with App	1	40 lbs.
HLPRO4NW	OmniPL 4 Relay, No Sub, with App	1	33 lbs.
HLPRO4NSW	OmniPL 4 Relay, No Sub, Salt Ready with App	1	33 lbs.

#### Accessories

TCELLS340	TurboCell® S3 Salt Cell for pools up to 40,000 gallons	1	4.2 lbs.
-----------	--	---	----------

### Accessories Buying Guide

Model Number	Description	Ctn. Qty.	Shipping Weight
HLRELAY	OmniLogic 1-Relay Module	1	1 lb.
HLH485RELAY	Omni RS485 Smart Relay	1	4 lbs.
LTSUY11300	SmartPower® 300W Wall Mount Transformer with 4 relays	1	12.5 lbs.
GVA-24	Actuator, 24 Volt	1	3 lbs.
HLWIRELESS	OmniLogic Wireless Waterproof Remote	1	5 lbs.
HLWALLMOUNT	OmniLogic Wall-Mount Remote	1	3 lbs.
HLSPASIDE	OmniLogic Wired Spa Side Remote	1	3.5 lbs.
TCELLS340	TurboCell S3 Salt Cell for pools up to 40,000 gallons	1	4.2 lbs.
P-KIT	Hayward Salt Plumbing Kit	1	4.3 lbs.
HLAQRPCB	Omni Daughter board for existing AquaRite installations	1	1 lb.
HLPMPCOMV	OmniLogic Competitive VSP Converter Board	1	1 lb.
HLCHEM	Sense & Dispense®	1	9 lbs.
HLPROUPG	ProLogic® to OmniPL Upgrade Kit	1	10 lbs.

Google Home® is a trademark of Google, LLC., Amazon® and Alexa® are trademarks of Amazon Technologies, Inc.

# Omni® Remotes

REMOTES FOR OMNI AUTOMATION



Omni Wall-Mount Control



Omni Wired Spaside Touchpad and Mud Box



Omni Wireless Remote

## Omni Remotes Buying Guide

Model Number	Description	Ctn. Qty.	Shipping Weight
HLWIRELESS	Omni wireless waterproof touchscreen remote	1	4 lbs.
HLWALLMOUNT	Omni wired wall-mount touchscreen remote	1	3 lbs.
HLSPASIDE	Omni wired spaside touchpad	1	4 lbs.
HLMUDBOX	Omni spaside mud box	1	1 lb.

**Tap Into Luxury with User-Friendly Controls**  
From intuitive, elegant wireless remotes to practical, built-in touchpads, Hayward® offers a variety of options to control OmniLogic®, OmniPL® and OmniHub™ systems inside, outside, spaside—or even from the middle of the water.

Convenient options for pool, spa and backyard control.

### Omni Wireless Remote

#### Features

- Wireless, waterproof, buoyant design
- Offers complete control of pool, spa and backyard features
- Intuitive user interface and touchscreen for easy operation day and night
- Connects to home Wi-Fi® networks
- Battery life of up to two days

### Omni Wall-Mount Control

#### Features

- Wired, full-function, wall-mount control
- Offers complete control of pool, spa and backyard features
- Intuitive user interface and touchscreen for easy operation day and night
- For indoor or protected outdoor use

### Omni Wired Spaside Touchpad and Mud Box

#### Features

- Wired, 6-button spaside control
- Ideal addition to spa builds or renovations
- Customizable touchpad offers control of spa features including temperature, spa mode, lights, jets, blower and themes
- Low-profile design allows for flush installation against spa surfaces or tile line
- Fully potted design provides protection from the elements

### More about OmniLogic, OmniPL and OmniHub

Hayward Omni Controls deliver total pool, spa and backyard control from anywhere. OmniLogic is ideal for new, largescale builds, OmniPL is ideal for midrange pools and renovations and OmniHub is a perfect add-on to existing pools and spas or new builds with standard equipment. All systems offer simple mobile access and control of features and settings including heating, lighting, filtration and cleaning. They also integrate with popular home automation systems like Amazon® Alexa for added convenience.



OmniLogic



OmniPL

Complete Omni Control,  
Without A Completely New System.

The OmniPL Retrofit Kit is the best way to give new life to an existing automation system, bringing full-featured Omni functionality to a wide array of ProLogic controls—with installation in an hour or less.

### Applications

- Easy upgrade for existing ProLogic automation systems (4-8 relays)

### Features and Benefits

- **Ease of Installation.** External relocatable touchscreen control display equipped with 15-foot cord
- **Pump Control.** Full control of up to 8 Hayward Variable Speed Pumps without using any relays. Can also control competitive VS Pumps with HLPMP CONV. Visit Hayward.com for compatibility.
- **Modular Expandability.** Equipped with 4 relays with flexibility to upgrade. Increase to 6 relays with (2)-HLRELAY, increase to 8 relays with additional (2)-HLH485Relay.
- **SmartPower Control.** Optimized for use with Omni automation systems, providing more control than ever. Easily alternate the colors for up to four zones of lighting from one transformer.
- **OmniDirect Mode™.** Supports ColorLogic LED lighting with 20 added color options, 7 exclusive shows and precise control of dimming, speed and more (when paired with select ColorLogic models manufactured after January 2018).
- **Salt Compatibility.** Your upgrade is ready for salt once you add a Hayward Salt Cell
- **Compatible with Omni Remotes:** HLWIRELESS, HLWALLMOUNT and HLPSPASIDE
- OmniLogic app allows you to monitor, set schedules and control your entire backyard at home or on the go
- **Effortless Voice Assisted Device Control.** Works with popular voice control systems like Amazon® Alexa® and Google Home®

**NOTE:** \*The retrofit kit is not compatible with any ProLogic or AquaLogic legacy wireless, wallmount, desktop, or spaside remote controls.



OmniPL Retrofit Kit. Mobile phone, tablet and remotes are not included.

## OmniPL Retrofit Kit Buying Guide EXPERT LINE

Model Number	Description	Warranty*	Ctn. Qty.	Shipping Weight
HLPROUPG	ProLogic to OmniPL Upgrade Kit	3 year	1	37 lbs.
<b>Accessories</b>				
HLWIRELESS	OmniLogic Wireless Waterproof Remote		1	5 lbs.
HLWALLMOUNT	OmniLogic Wall-Mount Remote		1	3 lbs.
HLPSPASIDE	OmniLogic Wired Spaside Remote		1	3.5 lbs.

## Accessories Buying Guide

Model Number	Description	Ctn. Qty.	Shipping Weight
HLRELAY	OmniLogic 1-Relay Module	1	1 lb.
HLH485RELAY	Omni RS485 Smart Relay	1	4 lbs.
LTSUY11300	SmartPower® 300W Wall Mount Transformer with 4 relays	1	12.5 lbs.
GVA-24	Actuator, 24 Volt	1	3 lbs.
HLWIRELESS	OmniLogic Wireless Waterproof Remote	1	5 lbs.
HLWALLMOUNT	OmniLogic Wall-Mount Remote	1	3 lbs.
HLPSPASIDE	OmniLogic Wired Spa Side Remote	1	3.5 lbs.
TCELLS340	TurboCell S3 Salt Cell for pools up to 40,000 gallons	1	4.2 lbs.
P-KIT	Hayward Salt Plumbing Kit	1	4.3 lbs.
HLAQRPCB	Omni Daughter board for existing AquaRite installations	1	1 lb.
HLPMP CONV	OmniLogic Competitive VSP Converter Board	1	1 lb.
HLCHEM	Sense & Dispense®	1	9 lbs.
HLPROUPG	ProLogic® to OmniPL Upgrade Kit	1	10 lbs.

Hayward, Hayward & Design, the H logo, ColorLogic, Omni, OmniPL, OmniLogic and ProLogic are registered trademarks and We Build Better. and OmniDirect Mode are trademarks of Hayward Industries, Inc. Google Home® is a trademark of Google, LLC., and Amazon® and Alexa® are trademarks of Amazon Technologies, Inc. Neither of these companies is affiliated with Hayward Industries, Inc. nor endorses this product.  
© 2023 Hayward Industries, Inc.

Automation

# ProLogic®/OmniPL® Replacement Comparison

AUTOMATION, CHLORINATION AND TOTAL POOL CHEMISTRY

Use the chart below to select the OmniPL replacement for ProLogic model that matches your system requirements.

Feature	P-4	HLPRO4W	PS-4/8	HLPRO4SW	HLBASE	Comments
Variable Speed Pump control	2/8	8	2/8	8	16	<b>Omnis up to 8/16 VSP pumps full speed control no relays</b>
Auxiliary relay outputs	4	4-8*	4 or 8	4-8*	4-20*	<b>P4/PS4 2 multi speed/up to 6 as single speed</b> <b>3HP, 120/240VAC *upgradeable with HLRelay, HLRelaybank and HLH485Relay</b>
Gas heater/heat pump control	1	3	2*	3	4-8**	<b>controls up to X heat sources, Omnis controls heat/cool</b>
Valve control	3	4	4*	4	4-16**	<b>24VAC, purchase GVA-24 valve actuators separately</b> <b>*using 2nd heater disables 4th valve output</b> <b>**using HLIOEXPAND and HLEXPAND</b>
Salt Chlorination	✓	No	✓	✓	✓	<b>Choose a 40K, 25K or 15K cell; plumbing kit required</b> <b>(includes flow switch and unions)</b>
Color Light Control	No	Full	No	Full	Full	<b>P4/PS4 manual color light control, Omnis control for Hayward</b> <b>(OmniDirect if available), Pentair and Jandy color lights</b>
Apple/Google Apps	Optional	✓	Optional	✓	✓	<b>apps for Apple/Android phones/tablets to control pool/spa</b>
Built-in subpanel	125A	125A	125A	125A	125A	8 position tub, accepts 125A feeds, derated per NEC to 100A
Knockouts of optional GFI outlet	1	1	1	1	1	side of enclosure, GFI outlet not included
Relocatable touch screen display	No	✓	No	✓	✓	Omnis have 15 ft relocatable display, all units allows programming at pool equipment pad
Themes/Groups/Macros	1	25	2	25	25	perform multiple functions with one button
Favorites/Soft Keys	0	50	0	50	50	additional keys for assigning functions
AquaRite® control	✓	✓	✓	✓	✓	controls 1 or more AquaRites for additional chlorination, Omnis require HLAQRPCB
Shared equipment for pool and spa	✓	✓	✓	✓	✓	operates pool/spa suction and return valves, allows spillover
Dual equipment for pool and spa	No	✓	✓	✓	✓	P4/PS4/8 solar function not available with dual equipment
Dual equipment with shared heater	No	✓	✓	✓	✓	controls a single heater to heat both pool and spa
Bodies of Water Supported	2	4	2	4	4	Omnis can control from your basic pool to 2 pools/2 spas on the same controller
Pool filter pump timer	4	24	4	24	24	programmable on/off periods per day
Spa pump timer	2	24	2	24	24	2 periods per day, spa has priority over all other functions
Manual on with countdown timer	✓	✓	✓	✓	✓	P4/PS4 5 minutes to 21 hours, Omnis 1 min to 24 hours
Freeze protection	✓	✓	✓	✓	✓	disable or enable with adjustable threshold 33-42°F
Auxiliary Relay functions						
Programmable names	None	Custom	Pre named	Custom	Custom	pre named examples: "spa jets", "blower", "water feature", etc.
Manual on/off	✓	✓	✓	✓	✓	turn any relay powered equipment on and off manually
Countdown timer (egg timer)	✓	✓	✓	✓	✓	manual on, automatically turns off after programmed elapsed time
Timeclock	✓	✓	✓	✓	✓	24 hour timeclock, weekday/weekend capability, Omnis daily capability
Solar boost pump	✓	✓	✓	✓	✓	turns on when solar heat is available
Interlock function	Simple	Advanced	Simple	Advanced	Advanced	enable/disable, output off when filter pump off or in spa-only mode
Valve output functions						
Manual on/off	No	✓	✓	✓	✓	manual on/off control of all relays
Default on speeds	No	✓	✓	✓	✓	turn on specific speeds for water features
Countdown timer (egg timer)	No	✓	✓	✓	✓	manual on, automatically turns off after programmed time
Timeclock	✓	✓	✓	✓	✓	24 hour timeclock, weekday/weekend capability, Omnis daily capability
Solar	✓	✓	✓	✓	✓	turns on when solar heat is available
In-floor cleaner	30/30	Custom	30/30	Custom	Custom	30 minutes in one position, 30 minutes in the other, Omnis custom
Interlock function	Simple	Advanced	Simple	Advanced	Advanced	P4/PS4 to filter pump or spa mode, omni custom scenarios for interlocks
Gas heater/heatpump control						
Separate settings for pool and spa	✓	✓	✓	✓	✓	65-104°F, with off position, Omni custom min/max
Heater cooldown	✓	✓	✓	✓	✓	enable/disable, runs filter pump for 5 minutes after heater turns off
Heater extend	✓	✓	✓	✓	✓	enable/disable, extends normal filter time if pool is not up to temperature
Manual off-automatic button	No	✓	✓	✓	✓	manual on/off of all valves
Solar control built in	✓	✓	✓	✓	✓	enable/disable, 65-104°F, separate pool and spa settings
Additional Accessory Control						
Sense and Dispense®	✓	✓	✓	✓	✓	chemistry automation
AquaPod® 2.0/HLWireless	Pod	Wireless	Pod	Wireless	Wireless	waterproof, hand held rechargeable remote control
Wired wall remote display/keypad	Buttons	Touch	Buttons	Touch	Touch	P4/PS4 wired button remote, Omnis touchscreen remote
Wired spaside remote	✓	✓	✓	✓	✓	6 functions, waterproof
Wireless antenna	Option	Built In	Option	Built In	Built In	P4/PS4 required for remotes, Omnis included in base
OmniDirect Light Controls	No	✓	No	✓	✓	20 colors, direct to color, dimming and show speed change
Home Automation Integration	No	Included	Optional \$	Included	Included	free integration with most top home automation companies
Apple and Google Apps	Optional \$	Included	Optional \$	Included	Included	industries best pool and spa control app
Apple Watch Controls	No	Included	No	Included	Included	control your pool and spa with your Apple watch
Amazon Alexa and Google Home	No	✓	No	✓	✓	use voice control to check on and control your pool and spa

\*Replacement for PL-P-4: HLPRO4W (No Salt with Web); Replacement for PL-PS-4: HLPRO4SW (Salt with Web); Replacement for PL-PS-8: HLBASE + HLRELAYBANK (Salt with Web)

## AquaPod 2.0 floats

The ultimate convenience—pool owners can control their system operation while sitting in their pool or spa.

### Applications

- OnCommand Controller
- ProLogic revision 2.6 or higher software
- *Wireless Antenna AQL2-BASE-RF required*

### Features

- 100% Waterproof
- Built in rechargeable batteries (charging station included) can operate while charging
- Colour LCD Display
- Multiple Heater and Chlorination Controls
- Program Macro/Group Functions
- Light Dimming Control when available
- Dual Equipment Capable
- Similar User Interface to ProLogic Controls revision 2.6 or higher software
- Wireless Antenna AQL2-BASE-RF required

### Wireless Antenna

Installs directly onto the side of the ProLogic or OnCommand main control unit at the equipment pad and communicates with all other wireless accessories.

### Applications

- Compatible with ProLogic and OnCommand systems
- Only 1 wireless base required per system.



AquaPod 2.0 Remote in Charger



Wireless Antenna

## AquaPod Buying Guide

Model Number	Description	Ctn. Qty.	Shipping Weight
AQL2-POD2	AquaPod 2.0 touchscreen waterproof wireless remote	1	1 lb.

## Wireless Base Buying Guide

Model Number	Description	Ctn. Qty.	Shipping Weight
AQL2-BASE-RF	Wireless Antenna	1	1 lb.

# Controls

## VALVE ACTUATOR



Valve Actuator

The GVA-24 Valve Actuator rotates 2-port and 3-port valves automatically. Use it with OmniLogic®, ProLogic® or OnCommand® to automate pool/spa operation, cleaner operation, water features, or a variety of other uses. The industry standard configuration of the GVA-24 means that it is compatible with all major manufacturer's valves and pool automation systems. The unique cam setting feature ensures a quick and easy installation with the precise control of water flow.

For the installers' convenience, kits that combine the GVA-24 valve actuator with 3-port valves are available. For solar heating installations, solar kits are available that combine a valve actuator, 3-port valve and temperature sensor.

### Valve Actuator Buying Guide

Model Number	Description	Ctn. Qty.	Shipping Weight
<b>Actuator</b>			
GVA-24	Valve actuator, 24V, .75A, 15 ft. cable	1	3 lbs.

### Applications

- Pool/Spa suction and return valves
- Water feature valves
- Cleaner valves
- Solar valves
- Any 2-port or 3-port valve

### Features

- Industry standard configuration, use with any valves
- Operates 2-port or 3-port valves
- Easy to adjust cams
  - ✓ Allows actuator to be mounted in any position
  - ✓ Up to 180 degree rotation with 12.8 degree increments
- Manual Switch
  - ✓ Mounted underneath actuator to minimize tampering
  - ✓ ON1-OFF-ON2
- Allows manual rotation in the event of a power outage
- Highest torque rating available
- 20 ft. cable with industry standard plug
- UL and CUL Listed

**AquaSolar® – Total Solar Control System** with dual digital display of pool water, solar collector and auxiliary sensor temperatures plus full system diagnostic LEDs. Single-dial adjustment lets pool owners set desired pool temperature effortlessly. Other user-customizable features include selectable high limit (from 70°F to 140°F), programmable recirculation freeze protection and nocturnal cooling.

**AquaSolar® TC – AquaSolar Time Clock model** provides all the capabilities of the AquaSolar plus an integral time clock for 24-hour control of the pool's main pump and filtration system. The time clock is programmable in 15-minute increments and can have multiple on/off times. There's also an exclusive solar override feature that maximizes solar gain while minimizing electricity usage.

**AquaSolar® GL-235 – North America's best-selling solar control** is designed for easy and dependable operation. Its microprocessor-based technology ensures reliable and accurate performance. Advanced features include differential temperature control, selectable high limit, programmable recirculation freeze protection, nocturnal cooling, and optional booster pump control.

### Features

- Automatically maximizes solar heat collection
- Precise, easy-to-read, calibrated temperature setting
- Electronics in UV-protected locking weatherproof enclosure
- LED indicators show status of system operations
- Automatic switching (selectable) from solar pool heating to nocturnal pool cooling
- Single-setting adjustment for desired pool/spa temperature
- Recirculation freeze protection
- Installer-programmable features for any-system adaptability
- cULus or cETLus approved

### Benefits

- Quick, accurate, easy-to-set desired temperature controls
- Ensures protection from the elements; guards against tampering
- Easy to read, understand and operate
- One-control for just right automation
- Selectable option activates solar when ambient temperature nears 32°F
- Assurance of safety and performance

### Application

- AquaSolar Control for pool or spa heating and cooling



AquaSolar TC



AquaSolar GL-235



## AquaSolar Buying Guide

Model Number	Description	Ctn. Qty.	Ctn. Weight
<b>Solar Pool Controls</b>			
GL-235	AquaSolar pool control, 12/24VAC and 120/240VAC output	1	8 lbs.
AQ-SOL-LV	AquaSolar with LV output	1	25 lbs.
AQ-SOL-LV-TC	AquaSolar with LV and HV output, timeclock 3 H.P. relay	1	25 lbs.
GLX-RELAY	Optional 3 H.P. relay for AquaSolar HV outputs	1	1 lb.

## AquaSolar Control Combination Packages Ordering Info

### How to Order:

Specify the desired valve and sensor pack to be included with the combo.

### Example for:

AQ-SOL-LV control with 1 1/2" 2" 3 way positive seal valve and 2 PC sensors

ASC-**1P-A**-LV

Model Number	Description
GLC-___-__	GL-235 control with valve actuator and sensors
ASC-___-__-LV	AQ-SOL-LV control with valve actuator and sensors
ASC-___-__-TC	AQ-SOL-LV-TC control with valve actuator and sensors

### 3 Way Valve choice of:

- 1P 1 1/2" 2" 3-way positive seal valve
- 2P 2" 2 1/2" 3-way positive seal valve

### Sensor Pack choice of:

- A 2 PC sensors
- B 1 PC sensor, 1 SC-1/4 sensor

# Universal ColorLogic® 2.0

12V LED POOL AND SPA LIGHTS

EXPERT LINE



Universal ColorLogic Pool and Spa Lights

Universal ColorLogic 2.0 LED lights retrofit in virtually any existing pool or spa – transform your backyard with vibrant colour.

Pool owners can choose from 10 solid colours and 7 dynamic, colour-changing light shows to set the perfect theme for any occasion. Plus, when integrated with Hayward Omni® Automation Systems, Universal ColorLogic offers additional colours and advanced features such as enhanced navigation, dimming, and speed control. Discover how Hayward's brilliant pool and spa lighting can transform any backyard environment into an oasis of colour.

### Applications

- Residential in-ground pool or spa

### Features

- LED pool and spa lights UL kisted for safe installation in virtually any manufacturer's niche
- Industry leader in colour
- Detachable cord for ease of service – **NEW** for pool lights
- Directional optics for glare Reduction
- Adjustable lower catch to overcome variations in plaster depth – **NEW** for pool lights
- Easily adjust to angled niches using the rotatable mounting flange – **NEW** for pool lights
- Stainless steel trim options – **NEW** for pool lights


## Universal ColorLogic 2.0 Buying Guide

Standard Switched Light	Pool or Spa	Voltage	Cord Length	Ctn. Qty.	Ctn. Weight
LPCUS22030	Pool	12	30'	1	7 lbs.
LPCUS22050	Pool	12	50'	1	9 lbs.
LPCUS22100	Pool	12	100'	1	14 lbs.
LPCUS22150	Pool	12	150'	1	19 lbs.
LSCUS22030	Spa	12	30'	1	4 lbs.
LSCUS22050	Spa	12	50'	1	6 lbs.
LSCUS22100*	Spa	12	100'	1	11 lbs.
LSCUS22150*	Spa	12	150'	1	16 lbs.

**NOTE:** \*For cord lengths of 100 ft. or greater, use a 14V transformer output to ensure optimal performance.

## Universal ColorLogic® Buying Guide

Standard Switched Light	Hayward Automation Networked Lights	Pool or Spa	Voltage	Cord Length	Ctn. Qty.	Ctn. Weight
LPCUS11030		Pool	12	30'	1	7 lbs.
LPCUS11100	LPCUN11100	Pool	12	100'	1	14 lbs.
LSCUS11030		Spa	12	30'	1	4 lbs.
LSCUS11100*	LSCUN11100	Spa	12	100'	1	11 lbs.



## Universal ColorLogic® Accessories

Model Number	Description
LKBUN1000	Coupler for Network Lights
SP3495C	Deck Box
SP3495CDGR	Deck Box - Dark Gray
LFVUY1000	UCL Jiffy Niche, vinyl/fiberglass

## 300-Watt Transformer Buying Guide

Model Number	Description
LTBCY11300	300W Wall Mount Transformer
LTSUY11300*	300W Wall Mount Transformer with 4 relays

**Note:** \*This SKU is for use with Hayward Omni Automation only



Universal CrystaLogic White LED Pool and Spa Lights deliver bright, longer-lasting LED lighting for residential or commercial pools and spas. Universal CrystaLogic White LED Lighting represents a breakthrough technology for the illumination of any water feature or body of water. The optimized LED and optic design delivers both extraordinary lumen per watt energy efficiency and associated long lifetime cost.

**Applications**

- Residential or commercial, in-ground, pool or spa

**Features**

- UL listed for safe installation in virtually any manufacturer's niche
- Industry leader in color
- Directional optics for glare reduction

**Pool Lights Features**

- Detachable cord for ease of service
- Adjustable lower catch to overcome variations in plaster depth
- Easily adjust to angled niches using the rotatable mounting flange
- Stainless steel trim options



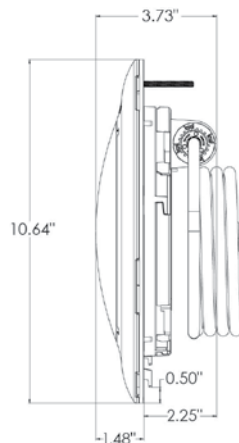
Universal CrystaLogic White LED Lights

**Universal CrystaLogic White LED Buying Guide**

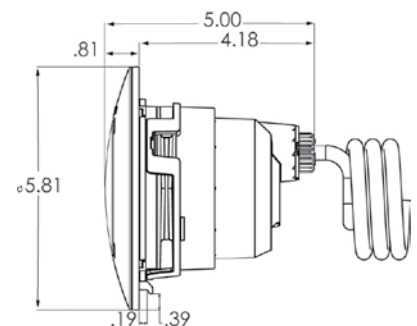
Model Number	Wattage Equivalent/Lumens	Pool or Spa	Voltage	Cord Length	Ctn. Qty.	Shipping Weight
LSLUS221030	100W/1100	Spa	12	30'	1	4 lbs.
LSLUS221050	100W/1100	Spa	12	50'	1	6 lbs.
LSLUS221100	100W/1100	Spa	12	100'	1	11 lbs.
LSLUS221150	100W/1100	Spa	12	150'	1	16 lbs.
LPLUS221030	300W/3300	Pool	12	30'	1	7 lbs.
LPLUS221050	300W/3300	Pool	12	50'	1	9 lbs.
LPLUS221100	300W/3300	Pool	12	100'	1	14 lbs.
LPLUS221150	300W/3300	Pool	12	150'	1	19 lbs.
LPWUS11030	500W/4900	Pool	12	30'	1	7 lbs.
LPWUS11050	500W/4900	Pool	12	50'	1	9 lbs.
LPWUS11100*	500W/4900	Pool	12	100'	1	14 lbs.
LPWUS11150*	500W/4900	Pool	12	150'	1	19 lbs.
LPWUS11200*	500W/4900	Pool	12	200'	1s	33 lbs.

**NOTE:** \*For cord lengths of 100ft or greater, use a 14V transformer output to ensure optimal performance.

**Overall Dimensions (inches)**



LED Pool Light



LED Spa Light

# ColorLogic® Bulb

120V LED POOL LIGHTS

EXPERT LINE



ColorLogic LED Pool Bulb

The ColorLogic LED Replacement Pool Bulb is a quick, cost-effective way to upgrade a standard incandescent pool light to a vibrant, colour-rich, energy-efficient LED. Simple installation that doesn't require costly rewiring or fixture replacements, and a UL-listing ensures seamless retrofitting into Hayward® AstroLite™, DuraLite™, or other 120V pool housings — making ColorLogic lights the best way to add vibrant colour to any pool.

#### Applications

- Residential in-ground pool replacement bulb

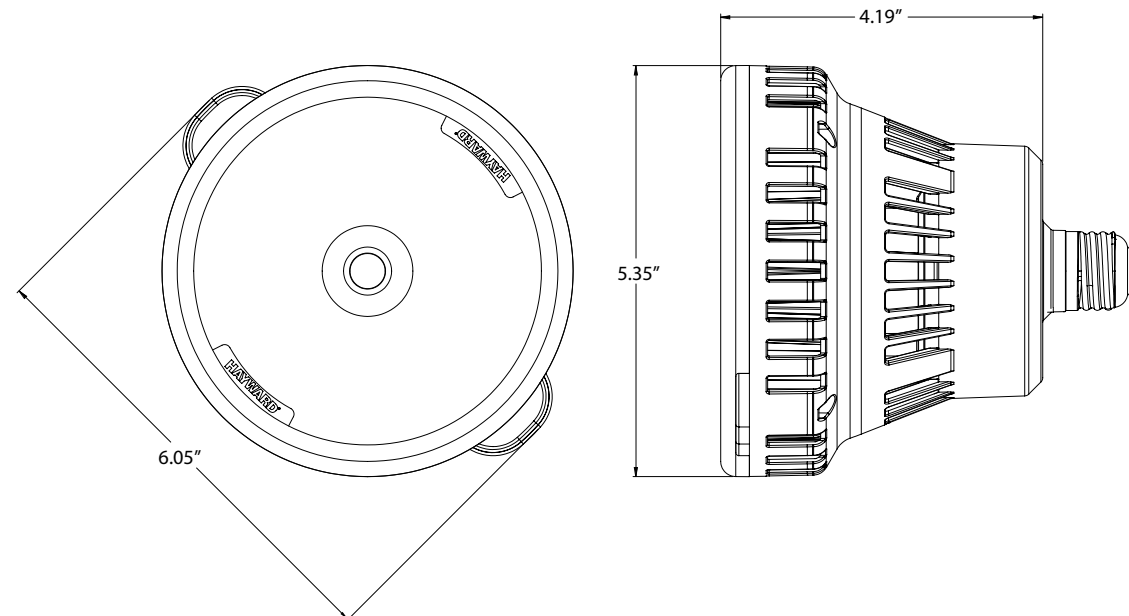
#### Features and Benefits

- Comes standard with 10 fixed colours and 7 colour-changing light shows
- Can be paired with Hayward Omni® automation systems to unlock OmniDirect Mode™ for 10 additional colours, instant navigation to colours and shows, dimming and speed control
- 92% more energy efficient than incandescents
- Longer-lasting, 10X the life of a typical incandescent bulb
- Easily retrofits to Hayward AstroLite and Duralite housings or most 300–500W 120 incandescent pool fixtures
- R40 LED Bulb is an easy, energy-efficient upgrade
- UL and cUL Listed

## ColorLogic Bulb Buying Guide

Model Number	Description	Ctn. Qty.	Ctn. Weight
BPCUS11120	ColorLogic Bulb, 120V	1	2 lbs.

## Overall Dimensions



Lighting

ColorLogic® 320 & 160 1.5-inch LED lights are ideal for discreet pool and spa lighting, or highlighting water features, baja shelves, steps, landscaping and more. Featuring ColorLogic's 10 fixed colours and 7 colour-changing shows for total colour coordination. Pair with Hayward automation for additional colours and advanced features such as enhanced navigation, dimming, and speed control. With ColorLogic, you can expect to offer a striking, expertly coordinated environment for all your customer's backyard occasions.

**Applications**

- Residential in-ground pool, spa or landscape lighting

**Features**

- 1.5-inch light installs at just 4 inches below the waterline and in as little as 9 inches of PVC Conduit
- Ideal for lighting steps, water features, baja shelves, bubblers and more
- Lasts 10 times longer than incandescent lights
- 10 fixed colours and 7 colour-changing shows
- 10 additional colours, faster navigation, dimming and speed control with with OmniDirect Mode when paired with Hayward Omni automation systems
- High lumen models are configurable to 2 brightness levels
- cUL-listed for safe wall or floor installation



**ColorLogic 320 & 160 1.5-inch LED Lights**

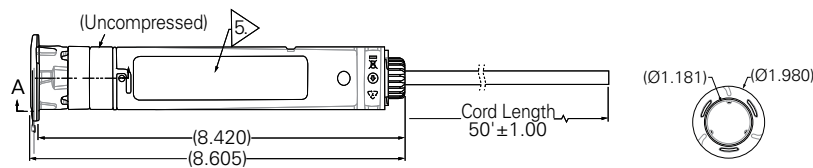
**ColorLogic 320 & 160 LED Lights Buying Guide**

Standard Switched Lights	Description	Ctn. Qty.	Ctn. Weight
<b>High Lumen ColorLogic 320 12V LED Lights</b>			
LACUS11030	1.5-inch LED light, 30 ft. cord	1	4 lbs.
LACUS11050	1.5-inch LED light, 50 ft. cord	1	5.2 lbs.
LACUS11100	1.5-inch LED light, 100 ft. cord	1	8.2 lbs.
LACUS11150	1.5-inch LED light, 150 ft. cord	1	11.2 lbs.
<b>Standard Lumen ColorLogic 160 12V LED Lights</b>			
LYCUS11100	1.5-inch LED light, 100 ft. cord	1	8.2 lbs.

**ColorLogic 320 & 160 LED Light Kits Buying Guide**

Light Kits	Description	Qty.	Weight
<b>High Lumen ColorLogic 320 12V LED Lights with fitting</b>			
LACCS11050	1.5-inch LED light with fitting, 50ft. cord	1	5.3 lbs
LACCS11100	1.5-inch LED light with fitting, 100 ft. cord	1	5.3 lbs

**Overall Dimensions (inches)**



# ColorLogic® 80

12V LED POOL, SPA AND BACKYARD LIGHTS

EXPERT LINE



ColorLogic 80 1/2 inch LED Lights

Hayward's ColorLogic® 80 1/2-inch LED lights deliver rich, colourful detail. These discreet lights are designed to brighten hard-to-illuminate areas such as steps, decking, water features and more — allowing backyard creativity to shine. Easy to install in wet or dry environments, these versatile lights install in ½" PVC conduit and last 10 times longer than incandescent bulbs. Plus, ColorLogic 80 sync seamlessly with all lights in Hayward's low-voltage ColorLogic family for an expertly coordinated backyard oasis.

### Applications

- Residential, in-ground pool, spa or landscape

### Features

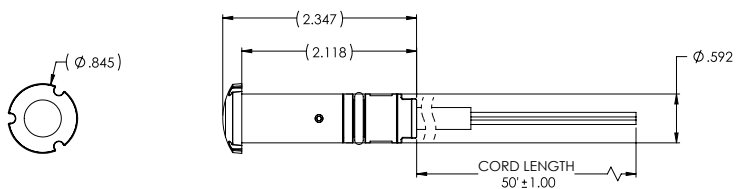
- Illuminate hard to reach areas, such as steps, water features, landscaping, decking, sun shelves, sheer cascades, waterfalls and more.
- Featuring ColorLogic's 10 fixed colours and 7 dynamic colour-changing shows to match your mood.
- 10 additional colours, faster navigation, dimming and speed control with with OmniDirect Mode™ when paired with Hayward Omni® automation systems.
- Install in wet or dry environments in ½ inch PVC conduit and as little as 4 inches of water.
- 86% more efficient than typical incandescent bulbs.
- Available in two brightness levels.

## ColorLogic 80 LED Colour Lights Buying Guide

Model Number	Description	Cord Length	Ctn. Qty.	Shipping Weight
LMCUS11050*	ColorLogic 80 1/2-inch LED Light – High Lumen	50 ft.	1	2.75 lbs.
LMCUS11085 *	ColorLogic 80 1/2-inch LED Light – High Lumen	85 ft.	1	4.7 lbs.
LMCUSPS005	Junction Box LED Driver	—	1	3.1 lbs.
LMCUS11KIT	ColorLogic 80 Junction Box LED Driver Pack (3 ColorLogic 80 Lights 50 ft cord with 1 Junction Box LED Driver)	—	1	10 lbs.

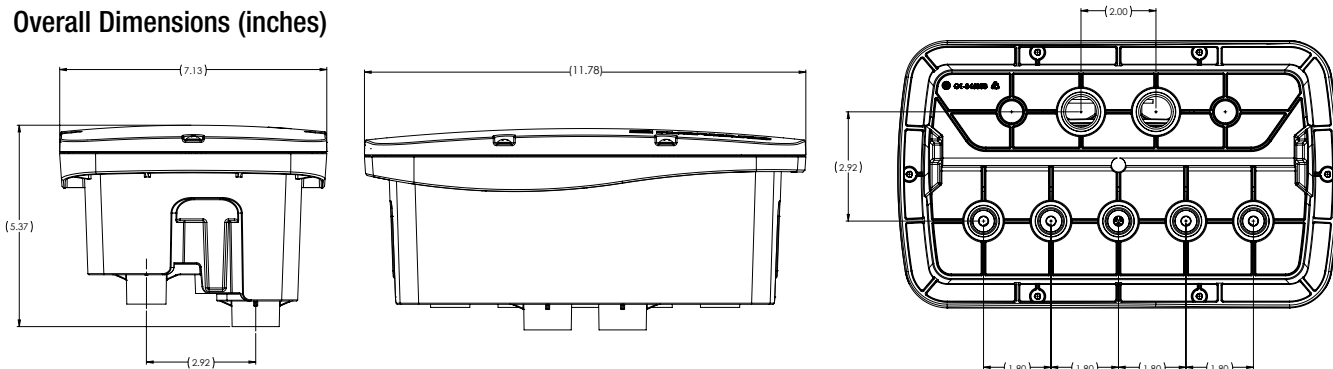
NOTES: \*Lights require LMCUSPS005 Junction Box LED Driver for operation, up to 5 lights per Driver.

### Overall Dimensions (inches)



Lighting

### Overall Dimensions (inches)



# CrystaLogic® 320 & 160

12V LED WHITE POOL, SPA AND BACKYARD LIGHTING

CrystaLogic® 320 & 160 1.5-inch white LED lights are ideal for discreet pool and spa illumination, or highlighting water features, baja shelves, steps, landscaping and more with the industry's most vibrant lighting. Available in two brightness levels and able to be installed in wet or dry settings, these versatile lights can meet the needs of any backyard application.

## Applications

- Residential, in-ground, pool, spa or landscape

## Features

- 1.5-inch light installs at just 4 inches below the waterline and as little as 8 inches\* of PVC conduit
- Ideal for lighting steps, water features, baja shelves, bubblers and more
- Last 10 times longer than incandescent bulbs  
Available in two brightness levels:  
CrystaLogic 160 – Standard Output  
CrystaLogic 320 – High Output
- cUL-listed for safe wall or floor installation

**NOTE:** High output models can be configured to multiple output modes: 100%, 60%, or Variable (20%, 40%, 60%, 80%, 100%)

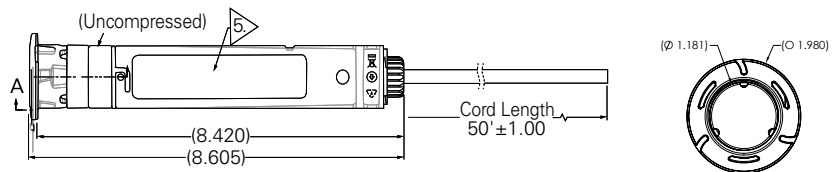


CrystaLogic 320 and 160 White LED Light

## CrystaLogic 320 & 160 White LED Lights Buying Guide

Model Number	Description	Ctn. Qty.	Ctn. Weight
<b>High Lumen ColorLogic 320 12V LED Lights</b>			
LACUS11030	1.5-inch LED light, 30 ft. cord	1	4 lbs.
LACUS11050	1.5-inch LED light, 50 ft. cord	1	5.2 lbs.
LACUS11100	1.5-inch LED light, 100 ft. cord	1	8.2 lbs.
LACUS11150	1.5-inch LED light, 150 ft. cord	1	11.2 lbs.
<b>Standard Lumen ColorLogic 160 12V LED Lights</b>			
LYCUS11100	1.5-inch LED light, 100 ft. cord	1	8.2 lbs.

## Overall Dimensions (inches)



# ColorLogic® Light Controller

12V LED POOL, SPA AND BACKYARD LIGHT WALL SWITCH

EXPERT LINE



ColorLogic Light Controller

The ColorLogic Light Controller puts the power of colourful, customizable low-voltage ColorLogic LED lighting at your fingertips. Turn lights on or off with the push of a button, or set a countdown timer or schedule to do so automatically.

With the ColorLogic Light Controller's sleek, simple design, homeowners can instantly view and choose from 10 beautiful fixed colours and 7 colour-changing light shows. When you select an option, the colour or show displays in the innovative Preview window at the top of the controller so that you can see what it will look like, giving homeowners an additional level of control over their backyard ambiance.

## Applications

- Control of Pool, Spa and Backyard Lighting
- Indoor or protected outdoor use

## Features

- Retrofits easily into an existing light switch.
- Innovative preview window that let's users view all ColorLogic colours and shows before choosing.
- Indicator LED lights illuminate to show the currently selected colour or light show.
- Resync button allows you to easily resync lights in multiple-light installations.
- Schedule button allows you to input recurring light settings.

## This product ONLY WORKS WITH:

- Hayward Universal ColorLogic 12V LED Pool Light
- Hayward Universal ColorLogic 12V LED Spa Light
- Hayward ColorLogic 320, 160, 80, 40 12V LED Lights
- Hayward ColorLogic Bulb 120V LED

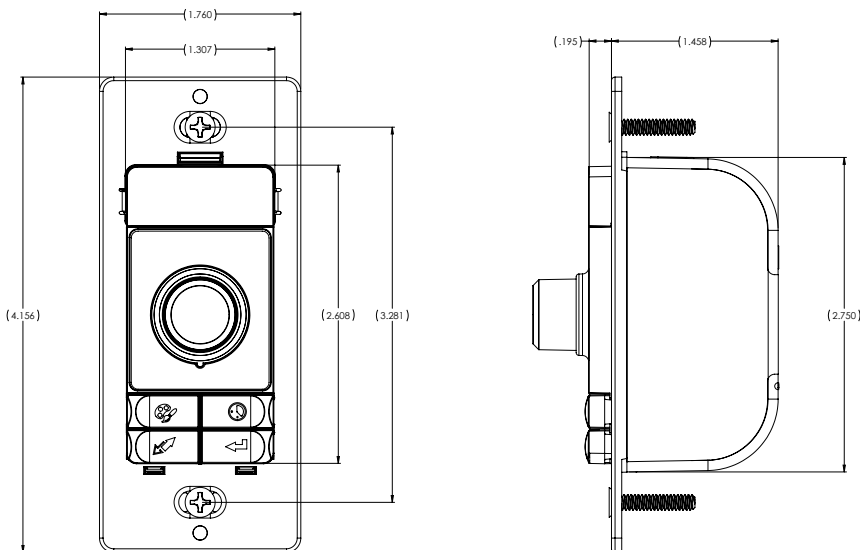
**NOTE:** This product requires a neutral connection with the wall junction box. Gang box must be a minimum of 14 cubic inches/2.75 inches deep

## ColorLogic Light Controller Buying Guide

Model Number	Description	Ctn. Qty.	Shipping Weight
LKCUS1100	ColorLogic Light Controller, Standalone	6	3.6 lbs.

Voltage.....	120V
Amps.....	3A
Total Allowable Watts.....	300

## Overall Dimensions



# Junction Boxes & Transformers

POOL, SPA, AND BACKYARD LIGHTING

Installing lights during new pool or spa construction, or converting existing lighting to low voltage has never been easier with Hayward's full line of Junction Boxes, Transformers, and J-Box Retrofit Kits. Hayward offers Junction Box Retrofit Kits for the most popular J-Boxes on the market so you can convert 120V lighting systems to low-voltage in less than 20 minutes. Plus, for new construction try our new Junction Box Transformer which has the ability to support one or two light configurations, making it the most cost-effective solution for 12V lighting.

## Hayward Junction Box

Every pool, spa and backyard light whether 120V or 12V has a Junction Box. The junction box makes it easier to wire a light to the power source by bringing the connection closer to the light itself.

- Comes with strain relief to support one light or two lights
- Adaptable to ¾" and 1" power entries
- Ideal for 120V lighting and low-voltage lighting
- UL Listed

## Hayward Junction Box Transformer

Ideal for low-voltage, new construction lighting applications, Hayward's patented J-Box Transformer design can support one or two lights from the same Junction Box, making it the most cost-effective solution for 12V lighting.

- Comes in two models—one with the ability to power one light (70W total), one with the ability to power two lights (140W total)
- Patented design, unique to Hayward
- Includes Snubber Capacitor arc suppressor
- UL Listed

## Hayward Wall-Mount Transformer

Hayward's wall-mount transformer can be paired with Hayward's junction box for multi-light, new construction installations.

- Includes kit for direct connection to pool or spa lights
- Can be used with various combinations of Hayward lighting option
- Includes Snubber Capacitor arc suppressor
- UL Listed

## Junction Box Retrofit Kits

Easily convert any existing 120V system to low-voltage in as little as 20 minutes using our Junction Box Retrofit Kits, available for the most popular Junction Boxes.

- UL Listed



Hayward Junction Box Transformer and Junction Box

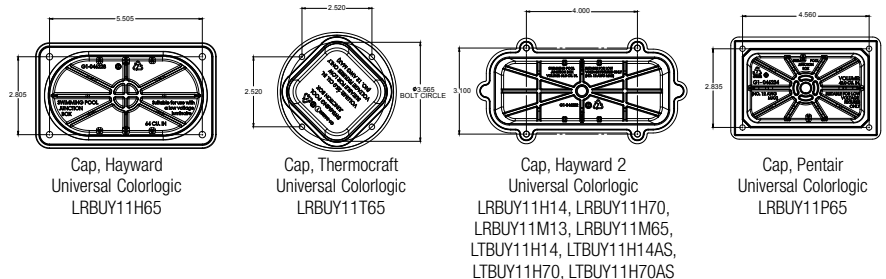
## Junction Boxes & Transformers Buying Guide

Model Number	Description	Watts	Ctn. Qty.	Shipping Weight
LJBUY00PP1	Hayward Junction Box Kits	—	1	2 lbs.
LTBUY11H70	Hayward Junction Box Transformer	70	1	4 lbs.
LTBUY11H14	Hayward Junction Box Transformer	140	1	8 lbs.
LTBUY11300	Hayward Wall-Mount Transformer	300	1	11.5 lbs.
LTBCY11300	Hayward Wall-Mount Transformer	300	1	11.5 lbs.
LTSUY11300**	Hayward Wall-Mount Transformer, 4 relays	300	1	12.5 lbs.

NOTE: \*This kit is for Hayward Junction box models SP0680, SP0681

\*\*This SKU is for use with Hayward Omni Automation only

## Overall Dimensions



# ColorLogic® & CrystaLogic®

TRIM RINGS AND ACCESSORIES



ColorLogic Family Trim Rings

## Universal ColorLogic and CrystaLogic Trim Rings

All Universal ColorLogic and CrystaLogic LED lights ship with Smooth White and Silver Luster Starburst trim rings. Additional rings to match your pool and spa are also available: White Starburst, Black, Beige, Dark Gray, and Commercial White.

## ColorLogic and CrystaLogic 320 & 160 Trim Rings

All ColorLogic and CrystaLogic 320 & 160 LED Lights ship with light gray, dark gray, and white trim. Each fitting kit includes a trim of the associated kit colour. Additional bulkhead colours include: black, gray and white. Bulkheads are available for gunite, fiberglass and vinyl applications.

## ColorLogic and CrystaLogic Buying Guide

Model Number	Description	Ctn. Qty.	Ctn. Weight
<b>Pool and Spa Trim Rings</b>			
LNBUY1000	Pool Trim Ring, Black	10	4 lbs.
LNGUY1000	Pool Trim Ring, Dark Gray	10	4 lbs.
LNVUY1000	Pool Trim Ring, White Burst	10	4 lbs.
LQGUY1000	Spa Trim Ring, Dark Gray	5	1 lb.
LPXADAPT1	Pool Lower Catch Adapter Kit	10	1.5 lbs.
<b>Accent Light Wall Fitting with Trim</b>			
SP0536AF	Accent Light Wall Fitting, Gunite, White	20	5 lbs.
SP0536AFGR	Accent Light Wall Fitting, Gunite, Gray	20	5 lbs.
SP0536AFDGR	Accent Light Wall Fitting, Gunite, Dark Gray	20	5 lbs.
SP0536AFBLK	Accent Light Wall Fitting, Gunite, Black	20	5 lbs.
SP0536CTOOL	Replacement Accent Light Installation Tool	1	1 lb.
SP0537AF	Accent Light Wall Fitting, Fiberglass, White	20	5 lbs.
SP0537AFGR	Accent Light Wall Fitting, Fiberglass, Gray	20	5 lbs.
SP0537AFDGR	Accent Light Wall Fitting, Fiberglass, Dark Gray	20	5 lbs.
SP0537AFBLK	Accent Light Wall Fitting, Fiberglass, Black	20	5 lbs.
SP0538AF	Accent Light Wall Fitting, Vinyl, White	20	5 lbs.
SP0538AFGR	Accent Light Wall Fitting, Vinyl, Gray	20	5 lbs.
SP0538AFDGR	Accent Light Wall Fitting, Vinyl, Dark Gray	20	5 lbs.
SP0538AFBLK	Accent Light Wall Fitting, Vinyl, Black	20	5 lbs.

Lighting



# Universal ColorLogic® & Universal CrystaLogic™

FIXTURE HOUSING (NICHE)

## Universal ColorLogic and CrystaLogic (UCL) Fixture Housing for new pool construction and renovations

UCL's niche differentiates itself from all other niches by providing incredible cost savings and low profile installation for new pool construction and simplicity for renovation projects.

### Features – Common to all models

- All plastic lighting system eliminates the need for bonding and grounding.
- Injection-molded PVC fixture housing for corrosion-free performance
- Socket conduit connection designed for quick and simple gluing to PVC pipe. Provides a clean, reliable seal
- U.L. approved sweep elbow fitting, coupling and reducer included with UCL pool and spa niches
- All 1" outlets can quickly be converted to 3/4" with a U.L. approved reducing adapter (included)
- Internally-threaded connection for pressure testing of conduit line

### Features – Pool Niche Concrete (LFGUY1000)

- UCL thin niche design can save you up to \$200 per light installation.
- Slim design eliminates the need for a re-bar light cage or secondary dig to install.
- All plastic lighting system eliminates the need for bonding, grounding, GFCI and potting per the NEC code.
- Quick and easy no tool twist lock light installation
- Deep and large plaster ledge makes it easier to get a great bond using any plaster.
- Gunite and plaster cover protect the niche and mounting area during guniting and plastering
- Unique mounting flanges make it simple to secure the niche anywhere in the re-bar during installation.
- Unique installation design, allows for cord exit to be configured at any 90 degree increment
- Easy sealing with included compression cord seal kit

### Features – Spa Niche Concrete (LGGUY1000)

- UCL spa niche design lowers installation cost for each light
- All plastic lighting system eliminates the need for bonding, grounding, GFCI and potting per the NEC code.
- 3/4" set-back plaster flange with tie-off holes to secure to re-bar and assure positioning during guniting.
- Unique 90 degree ledge at the flange bottom prevents "slumping" during plastering.
- Gunite and plaster cover protect the niche and mounting threads during guniting and plastering
- This spa niche has extra space for easy coiling and storage of the additional cord.



Fixture Housing Niche

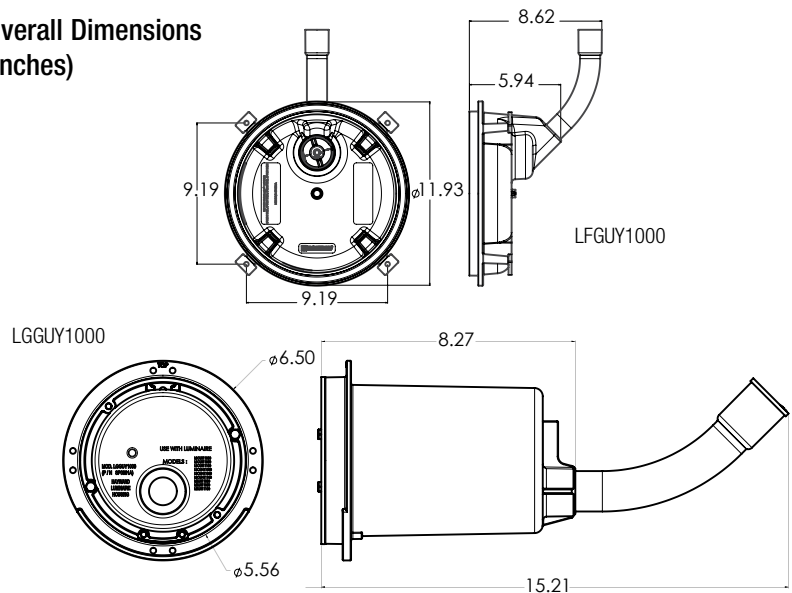
## Universal ColorLogic & CrystaLogic Housing

Model Number	Pool Type	Conduit Size	Conduit Outlet	Ctn. Qty.	Ctn. Weight
<b>Pool</b>					
LFGUY1000	Concrete	1" or 3/4" SKT	Rotatable at 90°	1	4 lbs.
LFVUY1000	Vinyl/Fiberglass	1" or 3/4" SKT	Rotatable at 90°	1	5 lbs.
<b>Spa</b>					
LGGUY1000	Concrete	1" or 3/4" SKT	45°, rear	1	2 lbs.

### Light Compatibility Guide

Universal ColorLogic and CrystaLogic Pool	LPCUS, LPCUN, LPLUS and LPWUS lights
Universal ColorLogic and CrystaLogic Spa	LSCUS, LSCUN and LPLUS lights

### Overall Dimensions (inches)



For replacement parts see page 306.

HAYWARD

95

# Lighting Niches

FIXTURE HOUSING (NICHES)



SP0600U DuraNiche for concrete pools (cover-up plate included – not shown)



SPX0608U Jiffy Niche fixture housing and installation tool for Vinyl/Fiberglass spas

Jiffy Niche and DuraNiche fixture housings are injection-molded of PVC for superior performance, non-corrosive durability and plumbing versatility — plus the lowest installed cost. DuraNiche comes in for concrete/gunite pools, vinyl/fiberglass pools, or for concrete/gunite spas.

## Features – Common to all models

- Injection-molded PVC fixture housing for corrosion-free performance
- UL approved sweep elbow fitting, coupling and reducer, included in SP0600U, SP0607U and SP0601U, meet the highest standard and provide the most convenient installation
- All SP0600U and SP0607U niches have a 45° 1" outlet, which can be adjusted for top or rear conduit connection using the 45° UL approved sweep elbow (included). The SP0601U niche has a 1" rear outlet, which can be adjusted to 45°
- UL approved 1" to 3/4" adapter (included)
- Internally-threaded connection for pressure testing of conduit line
- UL Listed
- Complies with NEC 2002 with over 9 square inches of bonding surface area

## (SP0600U and SP0601U)

- 3/4" set-back plaster flange with tie-off holes to secure to re-bar and assure positioning during guniting
- Unique 90° ledge at the flange bottom prevents "slumping" during plastering
- The SP0601 small diameter niche has extra space for easy coiling and storage of the relamping cord

## Features – Vinyl/Fiberglass

### (SPX0607U)

- Fits all standard punch designs, no tooling modifications are required
- Incorporates the dependability of Hayward's proven wall panel sealing method

### (SPX0608U)

- Screw on mounting nut design. No screws required to mount through pool wall.
- Standard 6" hole size

## DuraNiche and Jiffy Niche Fixture Housings Buying Guide

Model Number	Pool Type	Conduit Size	Conduit Outlet	Ctn. Qty.	Ctn. Weight
SP0600U	Concrete	1" or 3/4" SKT	45°, top or rear	1	6 lbs.
SPX0607UC*	Vinyl/Fiberglass	1" or 3/4" SKT	45°, top or rear	1	7 lbs.

NOTE: \*Available in Dark Gray. Add suffix DGR for Dark Gray

Model Number	Spa Type	Conduit Size	Conduit Outlet	Ctn. Qty.	Ctn. Weight
SP0601U	Concrete	1" or 3/4" SKT	45°, rear	1	6 lbs.
SPX0608U*	Vinyl/Fiberglass	1" or 3/4" SKT	45°, rear	1	4 lbs.

NOTE: \*Available in Dark Gray. Add suffix DGR for Dark Gray

Hayward Pool Products Light to Niche Matrix			NICHES	LFGUY1000	LGGUY1000	LFVUY1000	SP0600A & 600U	SP0601A & 601U	SP0607U	SP0608U
			SPECS	2.75" deep						6" round
			Pool Type	C	C	V/FG	C	C	V	V/FG
LIGHTS	SPECS	Pool Type	Material	Plastic	Plastic	Plastic	Plastic	Plastic	Plastic	Plastic
LPCxx/LPLxx, LPWxxx	Universal ColorLogic/CrystaLogic Pool	All		X		X	X		X	
LSCxx/LSLxx	Universal ColorLogic/CrystaLogic Pool	All			X			X		X
SP0520	ColorLogic 2.5/4.0 Pool	C					X		X	
SP0530	ColorLogic 2.5/4.0 Spa	All						X		X
SP570N	Replacements 10" mounting diameter	All					*			
SP0580's	Standard 9.375" mounting diameter	All							X	
SP0590's	Spa (small) light	All						X		X

NOTES: \*New 120V lights are only UL listed when installed with a Hayward niche. SP0570 Series lights are direct replacements for older SP0540 and SP0560 Series lights. As of 2004, niches 600 will not accept 570 lights because there is no place for the lower shoulder screw.

If a new niche is needed, replace niche and light fixture using the 580 Series lights.

## The Ultimate Theme Setter

Unlock your lighting with four (4) zones of control from one transformer. Change colour between the pool, spa or water features without requiring additional HV relays or transformers.

### Features

- Easily alternate the colours for up to four (4) zones of lighting from this one transformer
- Supports up to 75W per zone
- Controllable with Omni® automation systems\*
- OmniDirect Mode™ compatible for additional lighting shows and colours, dimming control and more
- No high voltage relay is required
- UL Listed

### Setup

- SmartPower will connect to the same 4-pin low speed communication bus as other Hayward Smart devices.
- MSP Firmware version: R4.4.0 or newer



SmartPower

## SmartPower Buying Guide

Model Number	Description	Ctn. Qty.	Ctn. Weight
LTSUY11300*	300W Wall Mount Transformer with 4 relays	1	12.5 lbs.
GLXLTPCB	SmartPower Replacement PCB Kit	1	


**NOTE:** \*This SKU is for use with Hayward Omni Automation only

### Overall Dimensions (inches)



# ColorSplash® LED Pool Lights

12V AND 120V LED POOL AND SPA LIGHTS



ColorSplash LED Pool Light

J&J's™ ColorSplash® XG-W Series Inground Pool and Spa Fixtures offers a variety colors and shows to instantly transform any pool or spa into a custom illuminated paradise.

## Features

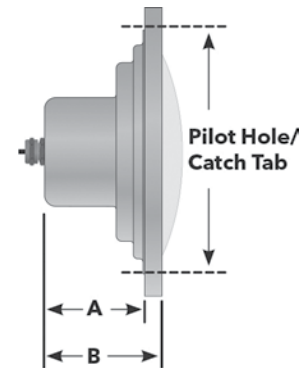
- RGB-W with “PureWhite®” mode
- Wide angle LEDs increase coverage area
- Synchronizes with ColorSplash XG, LXG and LXG-W series fixtures and lamps
- Compatible with J&J's XG Controller

**NOTE:** Operates with Jandy® and Pentair® automation systems. Systems need to be programmable to operate Pentair IntelliBrite 5G LED Color. Refer to owner's manual for more information.

## ColorSplash LED Pool Light Buying Guide

Model Number	Description	Peak Lumens	Voltage	Type	Cord Length	Ctn. Qty	Ctn. Weight
<b>58-Watt XGW 500 Series ColorSplash LED</b>							
23001	LPL-F2CW-120-50-P	3,900	120	RGBW	50'	1	13.5 lbs.
23002	LPL-F2CW-120-100-P	3,900	120	RGBW	100'	1	18 lbs.
<b>39-Watt XGW 300 Series ColorSplash LED</b>							
23049	LPL-F1CW-12-100-P	1,500	12	RGBW	100'	1	19 lbs.

## Overall Dimensions (inches)



	LPL-F2C (Pool)
A	3.4"
B	3.9"
Lens Diameter	6.0"
Faceplate Diameter	10.5"
<b>Pilot Hole/Catch Tab</b>	
Standard Fixture Version	9 1/2" Center-to-Center
SwimQuip Fixture Version*	8" Center-to-Center

**NOTE:** \*J&J's faceplate diameter is larger than the standard SwimQuip faceplate. Ensure there is enough even surface for fixture faceplate to fit flat against pool wall.

# ColorSplash® VU

12V LED POOL, SPA AND BACKYARD LIGHTS

J&J's™ ColorSplash Nicheless RGB-W series LED pool and spa fixtures offers a variety colors and shows to instantly transform any pool or spa into a custom illuminated paradise. Use it to light up a pool's steps, swimouts and water spillovers, or accent a spa.

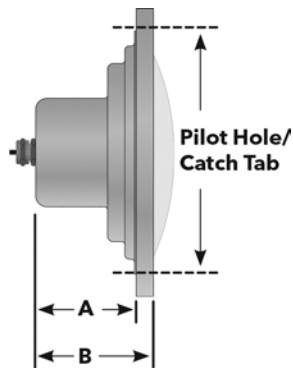
### Features

- RGB-W with "PureWhite®" mode
- Easy installation; fits in most manufacturers 1 1/2" wall fittings
- 4" minimum water depth
- Synchronizes with ColorSplash XG, LXG and LXG-W series fixtures and lamps
- Compatible with J&J's XG Controller



ColorSplash and PureWhite VU

### Overall Dimensions (inches)



A	.375"
B	5.75"
Lens Diameter	1.975"

### ColorSplash VU Buying Guide

Model Number	Description	Voltage	Type	Cord Length	Ctn. Qty.	Ctn. Weight
<b>20-Watt 12V ColorSplash LED</b>						
25014	LPL-R2CW-12-100	12V	RGBW	100'	1	6.2 lbs.

# ColorSplash® LED Spa Lights

120V LED POOL AND SPA LIGHTS



ColorSplash LED Spa Light

J&J's™ ColorSplash XG-W Series Inground Pool and Spa Fixtures offers a variety colors and shows to instantly transform any pool or spa into a custom illuminated paradise.

### Features

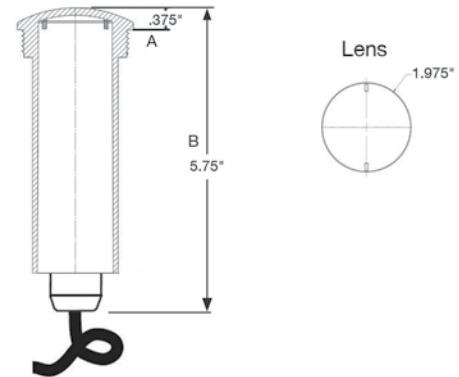
- RGB-W with "PureWhite®" mode
- Wide angle LEDs increase coverage area
- Synchronizes with ColorSplash XG, LXG and LXG-W series fixtures and lamps
- Compatible with J&J's XG Controller

**NOTE:** Operates with Jandy® and Pentair® automation systems. Systems need to be programmable to operate Pentair IntelliBrite 5G LED Color. Refer to owner's manual for more information.

## ColorSplash LED Spa Light Buying Guide

Model Number	Description	Peak Lumens	Voltage	Type	Cord Length	Ctn. Qty.	Ctn. Weight
<b>4-Watt XGW 500 Series ColorSplash LED</b>							
23011	LPL-S2CW-120-50-P	265	120	RGBW	50'	1	10 lbs.
23012	LPL-S2CW-120-100-P	265	120	RGBW	100'	1	13.5 lbs.

### Overall Dimensions (inches)



	LPL-F2C (Spa)
A	2.9"
B	3.5"
Lens Diameter	2.9"
Faceplate Diameter	5.7"

# PureWhite® LED Pool Lights

120V LED POOL AND SPA LIGHTS FOR SWIMQUIP NICHES

J&J™ Electronic's PureWhite LED Pool and Spa Light Fixtures provide an LED lighting alternative to inefficient incandescent lamps for installations requiring a wet niche fixture. They significantly reduce energy consumption and maintenance costs. Plus, all PureWhite LED Pool and Spa Light Fixtures feature a superior rugged construction that is unmatched in the industry.

## Features

- Uses less energy – up to 90%\*
- Lasts up to 50,000 hours – 20x longer life\*\*
- Enhances pool water appearance – looks clearer and cleaner
- Enhances dark finish pools - commercial and residential
- Installs easily – compact fixture depth allows bottom catch visibility from pool deck

**NOTES:** \*HI Series compared to incandescent lamps

\*\*Compared to incandescent lamps

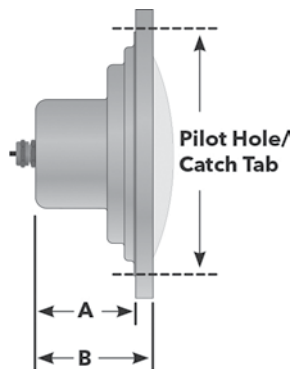


PureWhite LED Pool Light for SwimQuip Niches

## PureWhite LED Pool Lights Buying Guide

Model Number	Description	Peak Lumens	Voltage	CCT	Cord Length	Ctn. Qty.	Ctn. Weight
<b>87-Watt PureWhite LED Pool Fixture for SwimQuip Niches</b>							
21127	LPL-F5W-120-30-PSQ	4,500	120	6500K	30'	1	10.5 lbs.
<b>58-Watt PureWhite LED Pool Fixture for SwimQuip Niches</b>							
21121	LPL-F3W-120-30-PSQ	3,900	120	6500K	30'	1	10.5 lbs.
21053	LPL-F3W-120-50-PSQ	3,900	120	6500K	50'	1	13.5 lbs.
<b>39-Watt PureWhite LED Pool Fixture for SwimQuip Niches</b>							
21122	LPL-F1W-120-30-PSQ	2,400	120	6500K	30'	1	10.5 lbs.

## Overall Dimensions (inches)



LPL-F2C (Pool)	
A	3.4"
B	3.9"
Lens Diameter	6.0"
Faceplate Diameter	10.5"
Pilot Hole/Catch Tab	
Standard Fixture Version	9 1/2" Center-to-Center
SwimQuip Fixture Version*	8" Center-to-Center

NOTE: \*J&J's faceplate diameter is larger than the standard SwimQuip faceplate. Ensure there is enough even surface for fixture faceplate to fit flat against pool wall.

# PureWhite® LED Spa Lights

120V LED SPA LIGHTS



PureWhite LED Pool Light

J&J Electronic's™ PureWhite LED Pool and Spa Light Fixtures provide an LED lighting alternative to inefficient incandescent lamps for installations requiring a wet niche fixture. They significantly reduce energy consumption and maintenance costs. Plus, all PureWhite LED Pool and Spa Light Fixtures feature a superior rugged construction that is unmatched in the industry.

## Features

- Uses less energy – up to 90%\*
- Lasts up to 50,000 hours – 20x longer life\*\*
- Enhances pool water appearance – looks clearer and cleaner
- Enhances dark finish pools – commercial and residential
- Installs easily – compact fixture depth allows bottom catch visibility from pool deck

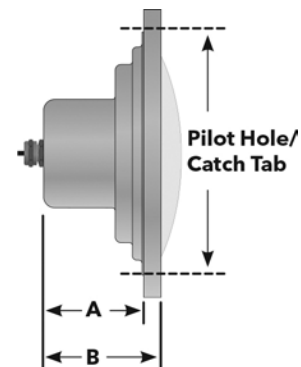
**NOTES:** \*HI Series compared to incandescent lamps

\*\*Compared to incandescent lamps

## PureWhite LED Pool Lights Buying Guide

Model Number	Description	Peak Lumens	Voltage	CCT	Cord Length	Ctn. Qty.	Ctn. Weight
<b>13-Watt PureWhite LED Spa Fixture</b>							
21100	LPL-S1W-120-30-P	500	120	6500K	30'	1	7.5 lbs.
21091	LPL-S1W-120-50-P	500	120	6500K	50'	1	10 lbs.

## Overall Dimensions (inches)



	LPL-F2C (Spa)
A	2.9"
B	3.5"
Lens Diameter	2.9"
Faceplate Diameter	5.7"
<b>Pilot Hole/Catch Tab</b>	
Standard Fixture Version	9 1/2" Center-to-Center
SwimQuip Fixture Version*	8" Center-to-Center

NOTE: \*J&J's faceplate diameter is larger than the standard SwimQuip faceplate. Ensure there is enough even surface for fixture faceplate to fit flat against pool wall.



# PureWhite® Pro LED Lamps

12V AND 120V LED POOL AND SPA LAMPS

J&J Electronic's™ PureWhite Pro LED Replacement In-Ground Pool and Spa Lamps are the brightest, most cost-effective LED alternative to inefficient incandescent lamps. They immediately and significantly reduce energy consumption and maintenance costs. Our PureWhite-Pro lamps fit into most standard pool light housings and includes our Guardian™ replacement pool fixture lens gasket which has been designed specifically for use with LED lamps.

## Features

- Ultra-bright white light equivalents for 100w thru 500w incandescent pool lamps
- Uniformity of light intensity and saturation
- Multiple color temps: warm white 2700k and cool white 6500k
- 12V and 120V
- Wide beam spread



PureWhite LED Pool and Spa Lamps

## Overall Dimensions (inches)

LPL-PR Series



LPL-M2 Series



## PureWhite LED Pool and Spa Lamps Buying Guide

Model Number	Description	Type	Peak Lumens	Voltage	CCT	Ctn. Qty.	Ctn. Weight
<b>PureWhite-Pro LED Pool and Spa Lamps</b>							
26610	LPL-PR2-CW-120	Pool	3150	120	6500	1	28.5 lbs.
26611	LPL-PR2-WW-120	Pool	2800	120	2700	1	28.5 lbs.
26612	LPL-PR2-CW-12	Pool	3150	12	6500	1	28 lbs.
26613	LPL-PR2-WW-12	Pool	2800	12	2700	1	28 lbs.
26710	LPL-M2-CW-120	Spa	1300	120	6500	1	17 lbs.
26711	LPL-M2-WW-120	Spa	1175	120	2700	1	17.5 lbs.
26712	LPL-M2-CW-12	Spa	1300	12	6500	1	18 lbs.
26713	LPL-M2-WW-12	Spa	1175	12	2700	1	17.5 lbs.
26810	LPL-PRHO-CW-120	Pool	4320	120	6500	1	27 lbs.
26811	LPL-PRHO-WW-120	Pool	4030	120	2700	1	28.5 lbs.

# ColorSplash® LED Lamps

12V AND 120V LED POOL & SPA LAMPS



ColorSplash LED Pool and Spa Lamps

J&J Electronics™ ColorSplash LXG-W Series In-Ground Pool and Spa Lamps offers the advantage of our PureWhite® LED lighting in addition to LED color changing lighting. With a variety of solid colors and color changing lights shows, instantly transform any pool or spa into a custom illuminated paradise. These LED Pool and Spa Replacement Lamps install in minutes and offer the ideal ambiance for playing, relaxing, or entertaining, while providing immediate energy cost savings over traditional incandescent pool lamps. Each lamp includes our Guardian™ replacement pool fixture lens gasket\* which has been designed specifically for use with LED lamps.

## Features

- High output red, green, blue and white LEDs
- Uniformity of light intensity and saturation
- 3-in-1 control – Compatible with Pentair®, Hayward® and Jandy® Automation systems.
- Works with J&J Electronics XG Controller\*\*
- Zero pixelation lens
- Wide beam spread
- Edison base – Compatible with most manufactures fixtures
- 40,000+ hour life span

**NOTE:** \*Fixture Lens Gasket included for use with Pentair® Amerlite™ or Pentair® SpaBrite™ pool light fixtures. Order lens gaskets for other manufactures pool light fixtures separately.


\*\*XG Controller will operate the J&J Electronics light shows only (five solid colors and seven light shows).

## ColorSplash LED Pool and Spa Lamps Buying Guide

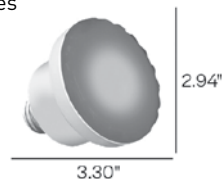
Model Number	Description	Type	Peak Lumens	Voltage	CCT	Ctn. Qty.	Ctn. Weight
<b>ColorSplash LED Pool and Spa Lamps</b>							
26910	LPL-P3-RGBW-120	Pool	1484	120	RGBW	1	2.5 lbs.
26911	LPL-P3-RGBW-12	Pool	1533	12	RGBW	1	2.5 lbs.
26912	LPL-S3-RGBW-120	Spa	366	120	RGBW	1	1.5 lbs.
26913	LPL-S3-RGBW-12	Spa	409	12	RGBW	1	1.5 lbs.

## Overall Dimensions (inches)

LPL-P3 Series



LPL-S3 Series



**GUARDIAN™**  
Silicone Lens Gasket



# ColorSplash® XG Controller

LED POOL AND SPA LIGHT WALL SWITCH

J&J Electronic's™ ColorSplash XG Controller provides complete control of ColorSplash LXG Series pool and spa lamps, XG Series Pool and Spa Fixtures, and Fountain LED Light Fixtures. Control your ColorSplash LED lighting from the palm of your hand, when used with your Bluetooth® enabled smart device.

Can also be operated manually as a push-button station.

## Features

- Bluetooth Enabled – Free app to operate with your Apple® or Android™ smart device.
- Cost Effective – No need for an expensive automation system.
- Compact Size – made to easily replace an existing light switch.
- Will fit most single gang junction boxes.
- Seamless color transitions with the touch of a button.
- Control any combination of ColorSplash LED lights (up to 400 watts).
- User-friendly push button controls for manual operation.



ColorSplash XG Controller

## ColorSplash XG Controller Buying Guide

Model Number	Description	Maximum Load	Wireless	Ctn. Qty.	Ctn. Weight
26043	LPL-XG-CTRL-1	400W	Bluetooth	1	19.5 lbs.

## Overall Dimensions (inches)



# Low Voltage Transformers

J&J ELECTRONICS™ AND SOLLOS®



Pool and Spa Light Transformers

## Pool and Spa Features

- Operates in harsh environments
- Approved to UL Pool Standards
- Fast Acting – Works Flawlessly with most color changing LED Pool Lights
- Insulated Coil to Reduce Noise
- Removable Mounting Brackets

## Electrical:

- Input Voltage: 120V
- Magnetic circuit breaker for every 300W circuit
- Output Voltage Taps: 12/13/14/15 Volts

## Protection:

- In-line primary overload protection prevents system damage with auto thermal shut-off
- In-line secondary magnetic breaker prevents short circuit protection with reset

## Terminals:

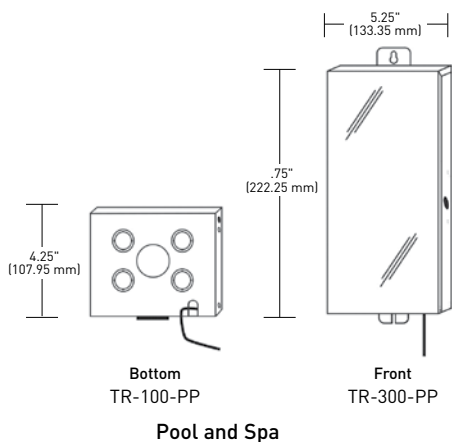
- Extra-large terminal block for convenient low voltage cable connections

## Pool and Spa Light Transformers Buying Guide

Model Number	Description	Finish	Wattage	Ctn. Qty.	Ctn. Weight
<b>12-14V Pool and Spa Light Transformers</b>					
25036	TR-100-PP	Beige	100W	1	7 lbs.
25037	TR-300-PP	Beige	300W	1	195 lbs.

**NOTE:** For use with Landscape ONLY

## Overall Dimensions (inches)



# Low Voltage Transformers

J&J ELECTRONICS™ AND SOLLOS®

## Integrated Series

### Features

#### Transformer Characteristics:

- Integral photocell and timer allow light fixtures to operate manually, automatically, or on a timer
- Automatic operation turns lights on at dusk and off at dawn
- TR12PC-INT-100 Timer Operation: turns lights on at dusk and turns them off four hours, six hours, or eight hours after dusk
- TR15SS-INT-300 Timer Operation: turns lights on at dusk and turns them off one to nine hours after dusk

#### Primary Protection:

- Resettable circuit breaker that prevents overloads and short circuits

#### Wiring:

- Plug-in ready
- 6-foot, grounded, water resistant, heavy gauge power cord

## Integrated Series 2.0

### Features

- Redesigned digital integrated transformers, offering 150W and 300W options to align with industry standards.
- Provide a smaller footprint and have multiple commons and 12/15V taps allowing more wiring options for the installer.
- Easier to wire with new, angled terminal blocks.

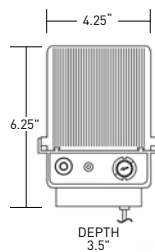


Pool and Spa Light Transformers

## Pool and Spa Light Transformers Buying Guide

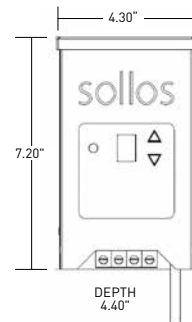
Model Number	Description	Finish	Wattage	Ctn. Qty.	Ctn. Weight
<b>Integrated Series – With Built-In Photocell and Timer</b>					
997012	TR12PC-INT-100	Composite Black	100W	1	23.5 lbs.
997018	TR15SS-INT-300	Stainless Steel	300W	1	34 lbs.
<b>Integrated Series Gen 2 – With Built-In Photocell and Timer</b>					
997015	TR15SS1-INT-150	Stainless Steel	150W	1	34 lbs.
997017	TR15SS1-INT-300	Stainless Steel	300W	1	26 lbs.

## Overall Dimensions (inches)

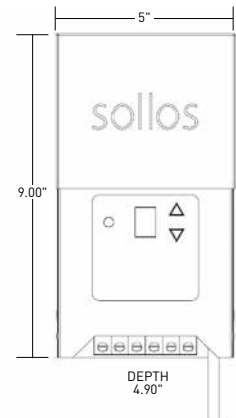


TR12PC-INT-100

Integrated Series



TR15SS1-INT-300



TR15SS1-INT-300

Integrated Series Gen 2

# Sollos® Bullet Lights

12V LANDSCAPE LED LIGHTS



Sollos Bullet Lights

## Sollos Bullet Lights Buying Guide

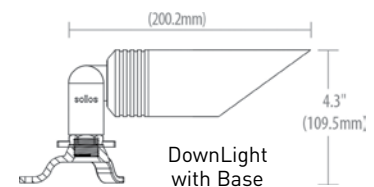
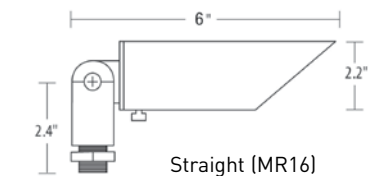
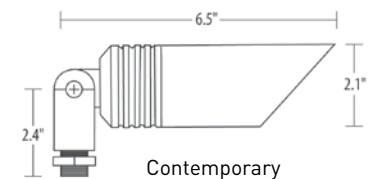
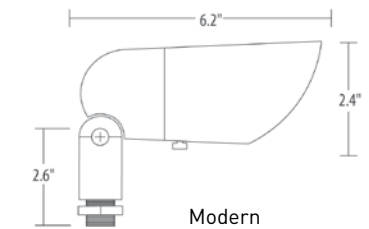
Model Number	Description	Finish	Wattage	Lamp	CCT	Rating	Ctn. Qty.	Ctn. Weight
<b>BCB065 Contemporary Series Bullet - 6.5"</b>								
995502	BCB065-AB	Antique Brass		Fixture Only		—	1	1.9 lbs.
20080S	BCB065-AB-MR16FL4/827/LED	Antique Brass	20W	MR16	2700K	—	1	1.9 lbs.
995506	BCB065-TB	Textured Black		Fixture Only		—	1	1.3 lbs.
<b>BSB067 Straight 6.7" Series Bullet</b>								
995532	BSB067-AB	Antique Brass		Fixture Only		—	1	1.9 lbs.
995536	BSB067-SS	Stainless Steel		Fixture Only		—	1	2.0 lbs.
<b>BSB062 Straight 6.2" Series Bullet</b>								
995310	BSB062-TB	Textured Black		Fixture Only		—	1	1.2 lbs.
995314	BSB062-TZ	Textured Bronze		Fixture Only		—	1	1.2 lbs.
<b>BSB060 Straight 6" Series Bullet</b>								
995304	BSB060-TZ	Textured Bronze		Fixture Only		—	1	1.2 lbs.
<b>DL Down Lights 7.5" with Mounting Base</b>								
995503	DL-BCB075-AB	Antique Brass		Fixture Only (Contemporary)		—	1	2.0 lbs.

Sollos Bullet Lights are available in multiple sizes and finishes. All ground mount fixtures are packaged with a sturdy 8" ground stake and waterproof wire connectors. Sollos lighting offers select fixtures in a kitted version which includes an LED lamp.

### Features

- Fully adjustable swivel arm with locking teeth for angle adjustment with 8" ground stake
- Dual silicone O-ring Seal
- Shock and heat resistant tempered glass lens
- GU5.3 bi-pin socket
- Includes pre-wire 36" lead with 18-2 wire and 2 King®DryConn™ waterproof connectors
- ETL listed to UL 1838 and CSA C22.2 No.250.7
- 5-year warranty on textured finishes, lifetime on natural metal

### Overall Dimensions (inches)



# Sollos® Path Lights

12V LANDSCAPE LED LIGHTS

Sollos Path Lights are available in multiple hat styles, sizes, stem lengths and finishes. Each fixture is packaged with a sturdy 8" ground stake and waterproof wire connectors. Sollos lighting offers select Path Lights in a kitted version which includes an LED lamp.

## Features

- Stepped, threaded collar for tool-less attachment and easy relamping
- Threaded 2.55mm polycarbonate lens
- 4 bi-pin socket
- Includes pre-wire 36" lead with 18-2 wire and 2 King®DryConn™ waterproof connectors
- ETL Listed to UL 1838 and CSA C22.2 No.250.7
- 5-year warranty on textured finishes, lifetime on antique brass or brass. 15-year on copper.

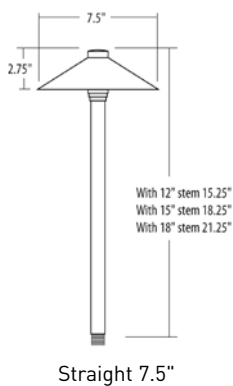
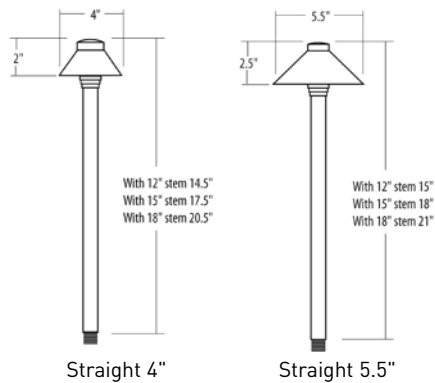


Sollos Path Lights

## Sollos Path Lights Buying Guide

Model Number	Description	Finish	Wattage	Lamp	CCT	Rating	Ctn. Qty.	Ctn. Weight
<b>PSH040 Straight Path Light, 4" Hat</b>								
913028	PSH040-TB-15	Textured Black		Fixture Only		15"	1	1.4 lbs.
<b>PSH055 Straight Path Light, 5.5" Hat</b>								
910028	PSH055-TB-15	Textured Black		Fixture Only		15"	1	1.7 lbs.
<b>PSH075 Straight Path Light, 7.5" Hat</b>								
911028	PSH075-TB-15	Textured Black		Fixture Only		15"	1	2 lbs.
911035	PSH075-TB-18	Textured Black		Fixture Only		18"	1	2 lbs.
915314S	PSH075-TZ-15-JC3/830/IP65/LED	Textured Bronze	20W	JC3	3000K	15"	1	1.9 lbs.
911037	PSH075-TZ-18	Textured Bronze		Fixture Only		18"	1	1.9 lbs.

## Overall Dimensions (inches)



# Sollos® Path Lights

12V LANDSCAPE LED LIGHTS



Sollos Path Lights are available in multiple hat styles, sizes, stem lengths and finishes. Each fixture is packaged with a sturdy 8" ground stake and waterproof wire connectors. Sollos lighting offers select Path Lights in a kitted version which includes an LED lamp.

### Features

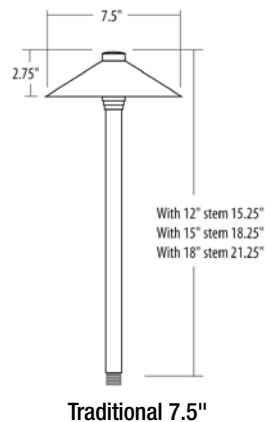
- Stepped, threaded collar for tool-less attachment and easy relamping
- Threaded 2.55mm polycarbonate lens
- G4 bi-pin socket
- Includes pre-wire 36" lead with 18-2 wire and 2 King®DryConn™ waterproof connectors
- ETL Listed to UL 1838 and CSA C22.2 No.250.7
- 5-year warranty on textured finishes, lifetime on antique brass or brass. 15-year on copper.

Sollos Path Traditional Lights

## Sollos Path Traditional Lights Buying Guide

Model Number	Description	Finish	Wattage	Lamp	CCT	Rating	Ctn. Qty.	Ctn. Weight
<b>PTH075 Traditional Path Light, 7.5" Hat</b>								
915514	PTH075-AB-18	Antique Brass		Fixture Only		18"	1	2.8 lbs.
915514S	PTH075-AB-18-JC3/830/IP65/LED	Antique Brass	20W	JC3	3000K	18"	1	3 lbs.
915567	PTH075-SS-18	Stainless Steel		Fixture Only		18"	1	3 lbs.

### Overall Dimensions (inches)





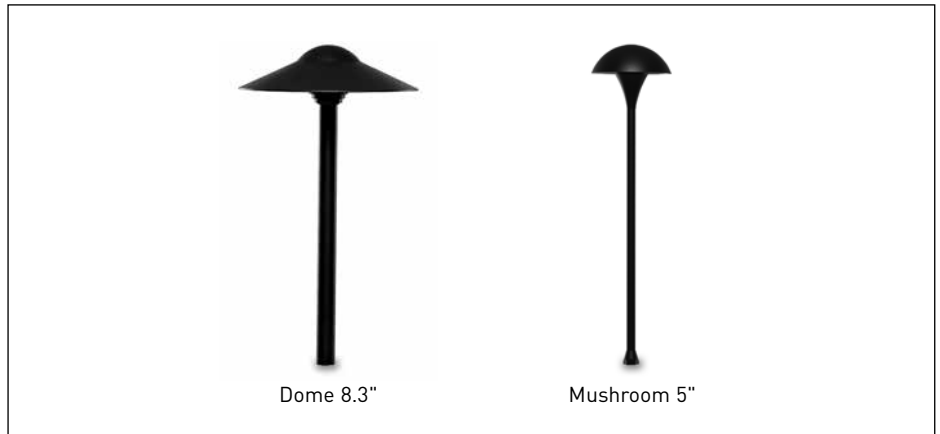
# Sollos® Path Lights

12V LANDSCAPE LED LIGHTS

Sollos Path Lights are available in multiple hat styles, sizes, stem lengths and finishes. Each fixture is packaged with a sturdy 8" ground stake and waterproof wire connectors. Sollos lighting offers select Path Lights in a kitted version which includes an LED lamp.

## Features

- Stepped, threaded collar for tool-less attachment and easy relamping
- Threaded 2.55mm polycarbonate lens
- G4 bi-pin socket
- Includes pre-wire 36" lead with 18-2 wire and 2 King®DryConn™ waterproof connectors
- ETL Listed to UL 1838 and CSA C22.2 No.250.7
- 5-year warranty on textured finishes, lifetime on antique brass or brass. 15-year on copper.

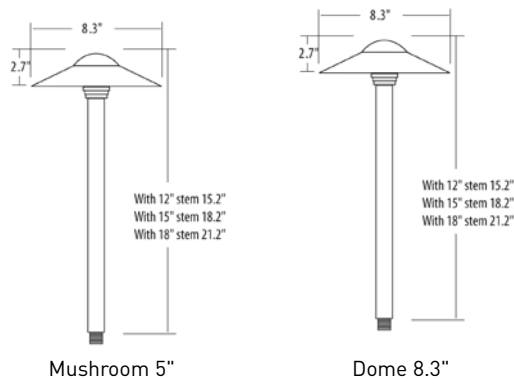


Sollos Path Modern, Dome and Mushroom Lights

## Sollos Path Dome & Mushroom Lights Buying Guide

Model Number	Description	Finish	Wattage	Lamp	CCT	Rating	Ctn. Qty.	Ctn. Weight
<b>PDO083 Dome Path Light, 8.3" Hat</b>								
915021	PDO083-TB-12	Textured Black		Fixture Only		12"	12	2 lbs.
915028	PDO083-TB-15	Textured Black		Fixture Only		15"	12	2 lbs.
915035	PDO083-TB-18	Textured Black		Fixture Only		18"	12	2 lbs.
<b>PMU050 Mushroom Path Light, 5" Hat</b>								
912003	PMU050-TB-15	Textured Black		Fixture Only		15"	12	2.2 lbs.

## Overall Dimensions (inches)



# Sollos® Path Lights

12V LANDSCAPE LED LIGHTS



Sollos Modern Path Lights

Sollos Path Lights are available in multiple hat styles, sizes, stem lengths and finishes. Each fixture is packaged with a sturdy 8" ground stake and waterproof wire connectors. Sollos lighting offers select Path Lights in a kitted version which includes an LED lamp.

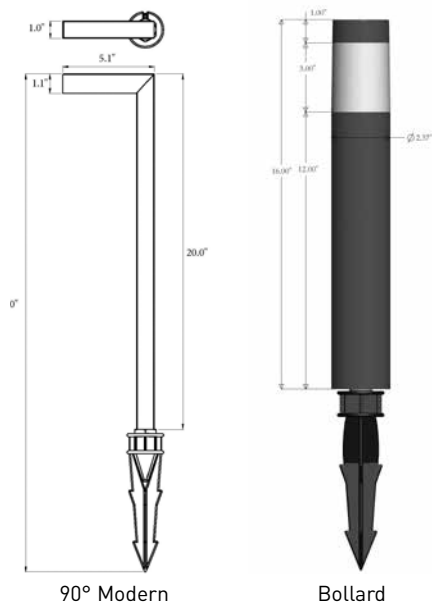
### Features

- Stepped, threaded collar for tool-less attachment and easy relamping
- Threaded 2.55mm polycarbonate lens
- G4 bi-pin socket
- Includes pre-wire 36" lead with 18-2 wire and 2 King®DryConn™ waterproof connectors
- ETL Listed to UL 1838 and CSA C22.2 No.250.7
- 5-year warranty on textured finishes, lifetime on antique brass or brass. 15-year on copper.

## Sollos Modern Path Lights Buying Guide

Model Number	Description	Finish	Wattage	Lamp	CCT	Rating	Ctn. Qty.	Ctn. Weight
<b>90° Modern Path Light</b>								
27533	P90-TZ-20	Textured Bronze		Fixture Only		20"	1	1.4 lbs.
27530	P90-TB-20	Textured Black		Fixture Only		20"	1	1.4 lbs.
27536	P90-AB-20	Antique Brass		Fixture Only		20"	1	2.1 lbs.

### Overall Dimensions (inches)



Lighting

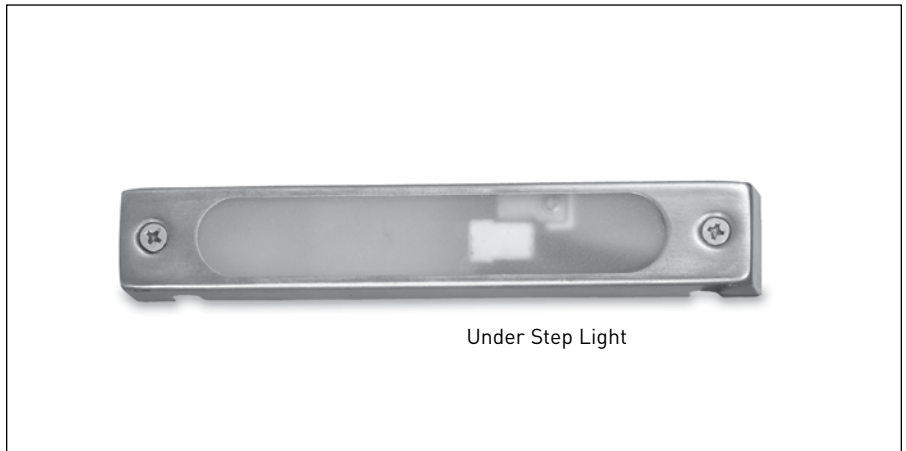
# Sollos® Step Lights

12V LANDSCAPE LED LIGHTS

Sollos Step Lights are available in multiple styles, configurations and finishes. Each fixture is packaged with waterproof wire connectors. Sollos lighting offers select fixtures in a kitted version which includes an LED lamp.

## Features

- Low profile design that delivers uniform illumination to accentuate key hardscape features
- Shock and heat resistant tempered glass lens
- GU4 bi-pin socket
- Includes pre-wire 36" lead with 18-2 wire and 2 King®DryConn™ waterproof connectors. (LLA055 SKU's include 10' of 18-2 wire)
- ETL Listed to UL 1838 and CSA C22.2 No.250.7
- 5-year Warranty on Textured finishes, lifetime on antique brass or brass. 15-year on copper.



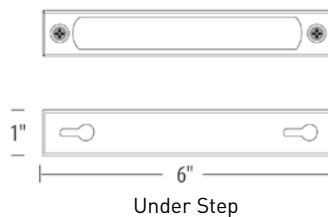
Under Step Light

Sollos Step Lights

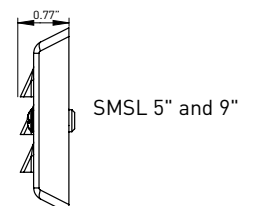

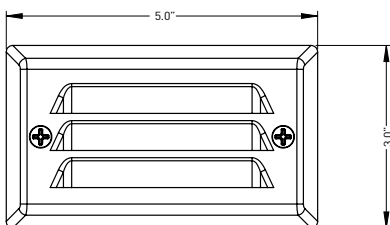
## Sollos Step Lights Buying Guide

Model Number	Description	Finish	Wattage	Lamp	CCT	Rating	Ctn. Qty.	Ctn. Weight
<b>Under Step Lights - 6"</b>								
<b>SMSL - 3" x 9"</b>								
27523	SMSL090/827/TB	Textured Black					1	1.8 lbs.
27525	SMSL090/827/AB	Antique Brass					1	2 lbs.

## Overall Dimensions (inches)




Under Step



# Sollos® Step & Ledge Lights

12V LANDSCAPE LED LIGHTS



Sollos Ledge, Step and Post Lights

Sollos Step Lights are available in multiple styles, configurations and finishes. Each fixture is packaged with waterproof wire connectors. Sollos lighting offers select fixtures in a kitted version which includes an LED lamp.

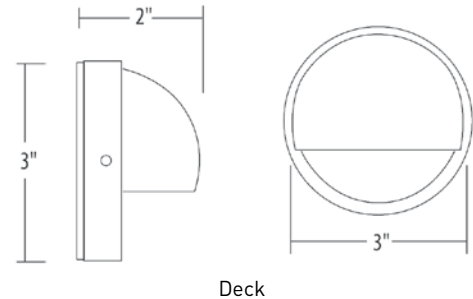
## Features

- Low profile design that delivers uniform illumination to accentuate key hardscape features
- Shock and heat resistant tempered glass lens
- GU4 bi-pin socket
- Includes pre-wire 36" lead with 18-2 wire and 2 King®DryConn™ waterproof connectors. (LLA055 SKU's include 10' of 18-2 wire)
- ETL Listed to UL 1838 and CSA C22.2 No.250.7
- 5-year warranty on textured finishes, lifetime on antique brass or brass. 15-year on copper.

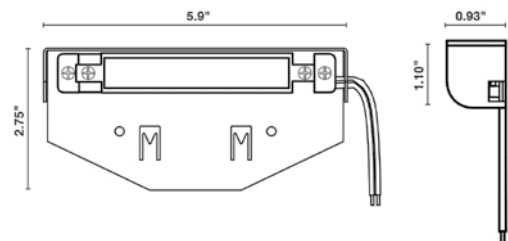
## Sollos Ledge, Step and Post Lights Buying Guide

Model Number	Description	Finish	Wattage	Lamp	CCT	Rating	Ctn. Qty.	Ctn. Weight
<b>LLA055 Ledge Lights</b>								
99960	LLA055/827/TB	Textured Black	1W	Ledge	2700K	IP65	1/24	0.7 lbs.
99980	LLA055/827/AB	Antique Brass	1W	Ledge	2700K	IP65	1/24	0.9 lbs.
99964	LLA055/827	Lamp Only	1W	Ledge	2700K	—	1/24	0.2 lbs.
<b>Deck Post Lights</b>								
940002	DPL033-TB	Textured Black		Fixture Only			1	0.7 lbs.

## Overall Dimensions (inches)



Deck



Ledge

# Sollos® Step Lights

12V LANDSCAPE LED LIGHTS

Sollos Flood, In-Ground, Well and Underwater Lights are available in multiple styles, configurations and finishes. Each fixture is packaged with waterproof wire connectors. Sollos lighting offers select fixtures in a kitted version which includes an LED lamp.

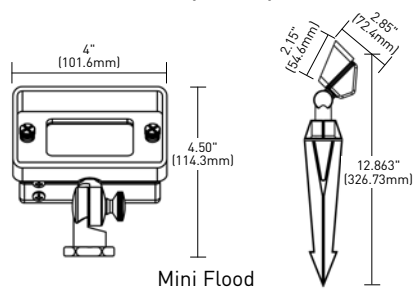
## Features

- Small footprint, with maximum light delivery and coverage
- Fixtures are offered in aluminum or heavy duty construction antique brass
- Shock and heat resistant tempered glass lens
- G4 bi-pin socket
- Includes pre-wire 36" lead with 18-2 wire and 2 King®DryConn™ waterproof connectors.
- ETL Listed to UL 1838 and CSA C22.2 No.250.7
- 5-year warranty on textured finishes, lifetime on antique brass or brass. 15-year on copper.

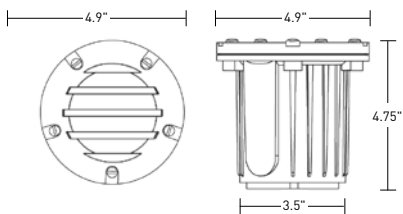


Sollos Flood, In-Ground and Well Lights

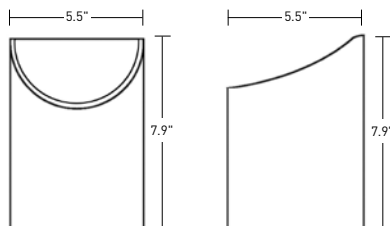
## Overall Dimensions (inches)



Mini Flood



Inground



Well

## Sollos Flood, In-Ground, and Well Lights Buying Guide

Model Number	Description	Finish	Wattage	Lamp	CCT	Rating	Ctn. Qty.	Ctn. Weight
<b>FRF057 Mini Floods</b>								
995407	FRF057-TB	Textured Black		Fixture Only		—	1	1.2 lbs.
<b>Inground Light Fixtures – Not for use with concrete</b>								
996100	IGT049-CB	Composite Black		Fixture Only		Trim Ring	1	1.6 lbs.
<b>WPO055 Well Lights – Not for use with concrete</b>								
996300	WPO055-CB	Composite Black		Fixture Only		—	1	1.6 lbs.
932018S	WPO055-CB-PAR36/ WFL6/827/IP67/LED	Composite Black	35W	PAR36 Equiv.	2700K	—	1	3 lbs.

# Sollos® Hanging Lights

12V LANDSCAPE LED LIGHTS



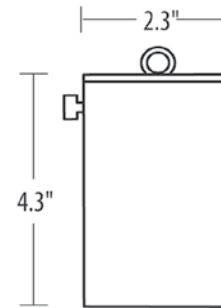
Sollos Hanging Light

Traditional design that delivers uniform illumination to accentuate key hardscape features. Housing for additional architectural appeal.

### Features

- Fully adjustable swivel arm with locking teeth for angle adjustment with 8" ground stake
- Dual Silicone O-Ring Seal
- Shock and heat resistant tempered glass lens
- GU5.3 bi-pin socket
- Includes pre-wire 36" lead with 18-2 wire and 2 King®DryConn™ waterproof connectors
- ETL Listed to UL 1838 and CSA C22.2 No.250.7
- 5-year warranty on textured finishes, lifetime on natural metal.

### Overall Dimensions (inches)



## Sollos Hanging Lights Buying Guide

Model Number	Description	Finish	Wattage	Lamp	CCT	Ctn. Qty.	Ctn. Weight
<b>HLS043 Hanging Lights</b>							
997402	HLS043-AB	Antique Brass		Fixture Only		1	1.4 lbs.

# Sollos® Accessories

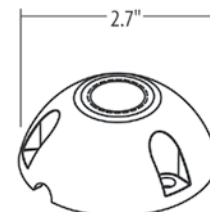
12V LANDSCAPE LED LIGHTS



Mounting Plate

Sollos Accessories – Deck Mount

### Overall Dimensions (inches)




Mounting Plate

## Sollos Accessories Buying Guide

Model Number	Description	Finish	Wattage	Lamp	Rating	Ctn. Qty.	Ctn. Weight
<b>Risers, Deck Mount, Timers and Photocells</b>							
998142	DMT027-AB	Antique Brass		Mounting Plate		1	7 lbs.
998140	DMT027-TB	Textured Black		Mounting Plate		1	2 lbs.



# BETTER AMBIANCE.



## UNIVERSAL COLORLOGIC<sup>®</sup> 2.0 LED POOL & SPA LIGHTING NOW WITH ENHANCED FUNCTIONALITY



Scan QR code to  
learn more about  
Better Lighting.

Universal ColorLogic 2.0 LED (UCL) Pool & Spa Lights will transform your pool or spa with vibrant color. These energy-efficient lights retrofit virtually any existing pool and spa. With 10 fixed colors and 7 color-changing light shows, UCL Lights also use up to 86% less energy than incandescent lights and last 10X longer. Our UCL Lights are now easier to install and more reliable than ever, with a detachable cord for ease of service and the ability to easily adjust to angled niches using the rotatable mounting flange.

# Lighting

REPLACEMENT LIGHTS AND ACCESSORIES FOR ABOVE-GROUND POOLS



SP056525 (Installed)



SP056525 (Kit Components)

Hayward's Elite Underwater Quartz is specifically engineered for installation in above-ground pools. The optical lens disburse the light for full pool coverage. The through-the-wall in-ground design can be installed anywhere around the pool for optimum lighting and doesn't interfere with the pool's filtration. The multi-coloured lens kit adds an elegant touch to the pool's lighting, to create a special effect or enhance the mood. The light housing comes pre-wired with 25 feet of cord and a 120V/12V transformer with on/off switch. The Hayward Elite Underwater Quartz Halogen Flood Light is packed with features at a value price!

## Elite Quartz Halogen Flood Light Buying Guide

Model Number	Voltage	Wattage	Cord Length	Ctn. Qty.	Ctn. Weight
SP056525	120 Volt/12 Volt transformer	50 Watt	25 ft.	6	55 lbs.

## Replacement Parts Buying Guide

Model Number	Description	Ctn. Qty.	Ctn. Weight
SPX0565Z1	Replacement 12 Volt/50 Watt halogen lamp with reflector	20	2.5 lbs.
SPX0565BL	Lens	1	1 lb.
SPX0565G	Gasket	10	1 lb.

### Applications

- Residential above-ground pools

### Features

- Efficient, low-voltage, 50 Watt halogen light. Increases safety, fun, appearance and pool use!
- Position the light anywhere around the pool. Flexible 360°, wall positioning. Through-wall, in-ground design.
- Allows proper water circulation. Does not interfere with filtration.
- Mood enhancing colour lens kit included.
- Easy, do-it-yourself installation. Kit includes: Light, pre-wired 12 Volt transformer with on/off switch, 25 ft. cord, wall cutting tool and colour lenses.



# LED WaterBowls

RESIN AND GLASS WATERBOWLS

**No Pool is Complete without a Stunning Statement Piece.**

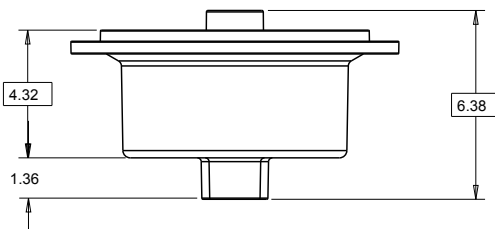
LED WaterBowls from Hayward make an elegant addition to any new build or renovation, helping to transform the space with a stunning architectural focal point. Built with soothing LED lighting that integrates seamlessly with Omni® automation and transitions effortlessly from day to night, WaterBowls are the perfect way for pool owners to add a personal touch to the backyard with unprecedented convenience.

### Features

- Light offers 10 fixed colours and 7 colour-changing light shows
- OmniDirect Mode™ compatible for additional lighting shows and colours, dimming control and more
- Square or round base shapes available
- Available in tempered glass or 7 different metallic composite finishes
- Sculpted from durable, UV-resistant material

Flow Rate	
GPM Range	Outcome
< 10	Not enough water flow
10-24 gpm	Acceptable range
15-20 gpm	"Ideal" range
≥ 25 gpm	Bowl will overflow

### Overall Dimensions of Niche (inches)



Resin & Glass WaterBowls

## WaterBowls Buying Guide

Model Number	Finish	Shape	Ctn. Qty	Ctn. Weight
<b>WaterBowls Only</b>				
WFBRNDBRS	Brass	Round	1	65 lbs.
WFBSQRBR	Brass	Square	1	65 lbs.
WFBRNDBRNZ	Bronze	Round	1	65 lbs.
WFBSQRBRNZ	Bronze	Square	1	65 lbs.
WFBRNDCPR	Copper	Round	1	65 lbs.
WFBSQRCP	Copper	Square	1	65 lbs.
WFBRNDGRY	Gray	Round	1	65 lbs.
WFBSQRGRY	Gray	Square	1	65 lbs.
WFBRNDNAT	Natural	Round	1	65 lbs.
WFBSQRNAT	Natural	Square	1	65 lbs.
WFBRNDPW	Pewter	Round	1	65 lbs.
WFBSQRPW	Pewter	Square	1	65 lbs.
WFBRNDCLR	Glass	Round	1	65 lbs.
WFBSQRCLR	Glass	Square	1	65 lbs.

Model Number	Description	Ctn. Qty	Weight
--------------	-------------	----------	--------

### LED Light with Niche

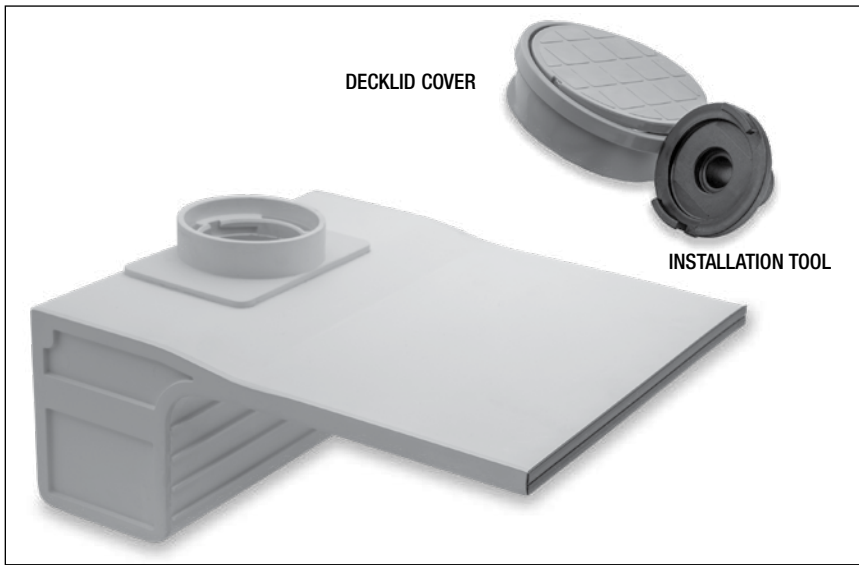
LBCUS11100	Waterbowl 100' Led Light with Niche	1	10 lbs.
LBCUS11150	Waterbowl 150' Led Light with Niche	1	15 lbs.

### Spares

GLXWBNICHE	Bowl Niche Replacement Kit	1	5 lbs.
GLXWBGSK	Bowl Gasket Replacement Kit	1	1 lb.
GLXWBBKHD	Bowl Bulkhead and Nut Replacement Kit	1	5 lbs.
GLXWFBSCUPSQR	SCUPPER – for Square Bowl Kit (S/S)	1	1 lb.
GLXWFBSCUPRND	SCUPPER – for Round Bowl Kit (S/S)	1	1 lb.
GLXWFBSPCTCLR	Bowl Water Spout Replacement Kit 'Clear'	1	1 lb.
GLXWFBSPACE	Lower Spacer 1/2" for 'Glass' Bowl Kit	1	1 lb.
GLXWBCLRGSK	Bowl Gasket Replacement Kit 'Clear'	1	1 lb.
GLXWBBKCLRHD	Bowl Bulkhead and Nut Replacement Kit 'Clear'	1	5 lbs.

# LED Sheers

LED WATERFALLS



LED WaterFall

*Enhance any Pool's Ambiance with Dramatic Sights and Sounds.*

Hayward LED Sheers help transform any new build or renovation pool into a sophisticated aquatic escape, allowing pool owners to integrate mesmerizing water effects in a variety of colors, shapes and designs made to complement any backyard aesthetic.

## Features

- Controllable with Omni® automation systems\*
- Industry-first top-access light eliminates light loss, regardless of length
- Available in lengths from 1' to 8'
- Variable projection distances based on flow rate
- For straight, curved or custom wall surfaces

## LED WaterFall Buying Guide

Model Number	Description	Length	Ctn. Weight
<b>WaterFall Only (for use with LED Light)</b>			
WFS512B6LED	Bottom Feed Only	1'	10 lbs.
WFS518B6LED	Bottom Feed Only	18"	17 lbs.
WFS524B6LED	Bottom Feed Only	2'	13.5 lbs.
WFS536B6LED	Bottom Feed Only	3'	25 lbs.
WFS548B6LED	Bottom Feed Only	4'	35 lbs.
WFS560B6LED	Bottom Feed Only	5'	40 lbs.
WFS572B6LED	Bottom Feed Only	6'	55 lbs.
WFS584B6LED	Bottom Feed Only	7'	62 lbs.
WFS596B6LED	Bottom Feed Only	8'	70 lbs.

## LED Light\*

LFCUS11100	Waterfall 100' LED Light	10 lbs.
LFCUS11150	Waterfall 150' LED Light	13.5 lbs.

**NOTE:** \*Use one (1) light per every 3 ft of length.

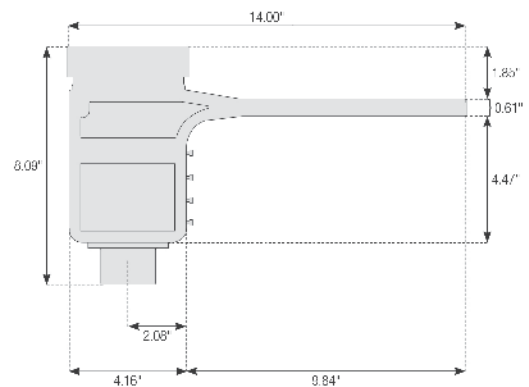
\*Hayward 10 colours / 7 shows or OmniDirect Compatible

## Spares

GLXWFSORGKIT	Top and Bottom O-Rings Kit (3 each)	1 lb.
GLXWFSKTTTOOL	Engine Inst. Tool and Ext. Tool Kit	1 lb.
GLXWFSSTANLID	Deck Lid and Collar Kit (Tan)	1.25 lbs.
GLXWFSWHTLID	Deck Lid and Collar Kit (White)	1.25 lbs.
GLXWFSGRYLID	Deck Lid and Collar Kit (Gray)	1.25 lbs.
GLXWFSDKGRYLID	Deck Lid and Collar Kit (Dark Gray)	1.25 lbs.
GLXWFSBLKLID	Deck Lid and Collar Kit (Black)	1.25 lbs.

Recommended Plumbing Size	
Waterfall Length	Supply Pipe Size
Less than 18 in.	1 1/2 in.
18 in.–4 ft.	2 in.
Greater than 4 ft.	3 in.

## Overall Dimensions (inches)



The ColorLogic® Bubbler creates a cascading column of water that when matched with Hayward's ColorLogic Lighting creates the ultimate in backyard ambiance.

The ColorLogic Bubbler is easy to customize with the ability to change outer ring colours. In addition, Hayward offers the industry's best plume height at 12" creating a wider variety of installation options.

**Features**

- Illuminate the ColorLogic Bubbler utilizing ColorLogic or CrystaLogic 320 and 160 lighting for a wide variety of options.
- Small footprint with interchangeable colour trim options and a flush design for seamless integration to the pool surface.
- Multiple nozzles offer a wide variety of water heights and widths to match any pool environment
- With an installation range of 2"-12" below the water surface, the Hayward ColorLogic Bubbler offers the industry's best plume height creating a wider variety of installation options.

**For Installers**

Two part design incorporates plaster ring for ability to adjust angle or height to match surface of pool.

**Plume Height at given water depths**

- Do not exceed 45 gpm

3/4" Nozzle Orifice					
Depth	4"	6"	8"	10"	12"
15 gpm	11	8	5	4.5	3.5
20 gpm	15	10	7	6	5
25 gpm	24	16	11	9	8
30 gpm	35	21	17	12	10.5
35 gpm	45	30	20.5	15	13
40 gpm	—	37.5	27	20	15

1/2" Nozzle Orifice					
Depth	4"	6"	8"	10"	12"
10 gpm	31	16	—	—	—
15 gpm	48	26	15.5	12	10
20 gpm	75	43	25	19	15



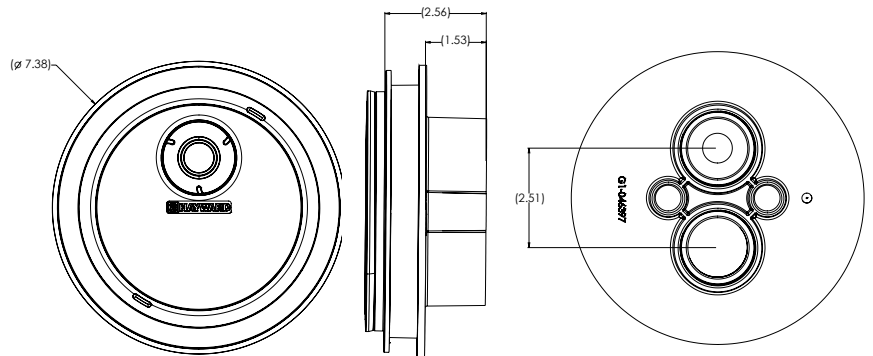
ColorLogic Bubbler

**ColorLogic Bubbler Buying Guide** **EXPERT LINE**

Model Number	Description	Ctn. Qty.	Ctn. Weight
WFB100	ColorLogic Bubbler	1	9 lbs.
<b>Optional Accessories</b>			
GLXBKTGR	Colour Kit, Gray	1	5 lbs.
GLXBKTDG	Colour Kit, Dark Gray	1	5 lbs.
GLXBKTWT	Colour Kit, White	1	5 lbs.
GLXBLNGR	Lens Kit, Gray	1	7 lbs.
GLXBLNDG	Lens Kit, Dark Gray	1	7 lbs.
GLXBLNWT	Lens Kit, White	1	7 lbs.

**NOTE:** Colour Kit Includes: Coloured Trim Ring with Matching Nozzles and Plaster/Winterization Shield with Tool  
 Lens Kit Includes: Coloured Trim Ring with Matching Nozzles and Replacement Lens

**Overall Dimensions**



# ColorLogic® Laminar

LAMINAR

EXPERT LINE



ColorLogic Laminar

The ColorLogic Laminar creates a glass-like rod of arcing water from the deck to the pool. When matched with Hayward's Colorlogic lighting these streams are illuminated for dramatic backyard ambiance.

### Applications

- Residential in-ground pools or spas

### Features

- Illuminate the ColorLogic Laminar utilizing ColorLogic or CrystaLogic® 320 and 160 lighting for a wide variety of options.
- Features multiple cover colour options with the industry's only height adjustment mechanism for perfect deck alignment even after settling occurs.
- The simple integrated flow adjustment can eliminate the need for dedicated valves for each laminar while also allowing complete control of the height and distance of your water stream without the need for tools.
- Elevate the visual and acoustic appeal of your pool surroundings with a simple addition to your pool.

## ColorLogic Laminar Buying Guide EXPERT LINE

Model Number	Description	Ctn. Qty.	Ctn. Weight
WFL100	Colorlogic Laminar	1	25 lbs.

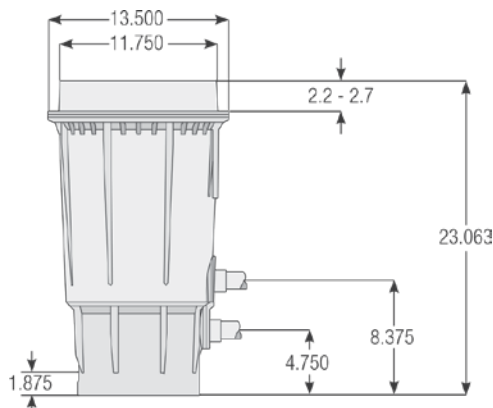
### Optional Accessories

GLXWFLIDGRY	Gray Lid, Deck Niche	1	7 lbs.
GLXWFLIDDKGRY	Dark Gray Lid, Deck Niche	1	7 lbs.
GLXWFLHOSE	Water Inlet Assembly	1	2.3 lbs.
GLXWFLTUBE	Tubing Assembly	1	.01 lb.
GLXWFLDISRPT	Disruptor Assembly	1	.001 lb.
GLXWFLGASKET	Laminar Gasket Kit	1	1 lb.
GLXWFLJET	Laminar Jet	1	5.8 lbs.
GLXWFOPTIC	Optic BSP, Laminar	1	5 lbs.
GLXWFLSCRNPK5	Screen (5 Pack)	1	2 lbs.
GLXWFLTSPLT	Plate, Top Seal, Laminar	1	5 lbs.
GLXWFLVLVADPT	Valve Adapter Kit	1	3 lbs.

Recommended Plumbing Size*			
1	Number of Jets in System	1-3	4-6
2	Main Feed Pipe Size (inches)	2	2 1/2
3	Flow Loop Min. Pipe Size (inches)	1 1/2	2
4	Individual Deck Jet Feed (inches)	1	1

\*See plumbing layout for example flow loop.

### Overall Dimensions (inches)



Water Features

## EXPERT LINE

With simple customization and installation, Hayward water features are an effortless way to elevate any backyard environment.

All Hayward water features are designed to connect quickly and easily, reducing installation headaches and costs.

### Features

#### Deck Jet 500

- Best in class nozzle with adjustable direction and flow—no tools required
- Industry's only height adjustment mechanism ensures perfect deck alignment even after settling
- Premium bronze coloured cover
- Includes plug for pressure test and winterization

#### Sheer 500

- Brilliant LED Lighting effect (LED optional)
- Accommodate a wide range of installation requirements (1 ft.–4 ft. lengths)
- Clear lips (available in 1" and 6" models) blend into pool surroundings and accommodate straight and curved wall applications
- Rear or bottom connection options make installation quick and simple
- 1.5" x 2" connections are compatible with larger plumbing for maximum water flow

#### LED Synchronization Module

- Synchronize colour sequences and pre-programmed lighting shows with LED Sheers
- Simple to setup and install



WFCLSYNC



Deck Jet 500



Sheer 500

### Deck Jet 500 Buying Guide

Model Number	Description	Ctn. Qty.	Ctn. Weight
WFJ500PAK4	Deck Jet 500 (4 Pack)	4	4 lbs.

#### Spares

WFXJ500CPAK4	Replacement Cover (4 Pack)	50	1 lb.
WFXJ500KIT	Internal Kit (nozzle, retainer kit, and winterizing ball)	50	1 lb.

### Sheer 500 Buying Guide

#### EXPERT LINE

Model Number	Description	Ctn. Qty.	Ctn. Weight
--------------	-------------	-----------	-------------

#### Rear Mount (non-LED) Sheers

WFS512R6	Sheer, 1 ft. width, 6" lip, 30ft. cord	1	7 lbs.
WFS524R6	WFS524B6 Sheer, 2 ft. width, 6" lip, 30ft. cord	1	8 lbs.
WFS536R6	Sheer, 3 ft. width, 6" lip, 30ft. cord	1	16 lbs.
WFS548R6	Sheer, 4 ft. width, 6" lip, 30ft. cord	1	21 lbs.

#### Rear Mount LED Sheers

WFS512R6LED100	Sheer, 1 ft. width, 6" lip, 100ft. cord	1	7 lbs.
WFS524R6LED100	Sheer, 2 ft. width, 6" lip, 100ft. cord	1	8 lbs.
WFS536R6LED100	Sheer, 3 ft. width, 6" lip, 100ft. cord	1	16 lbs.
WFS548R6LED100	Sheer, 4 ft. width, 6" lip, 100ft. cord	1	21 lbs.

#### Sheer 500 LED Synchronization Module

WFCLSYNC	LED Synchronization Module	1	5 lbs.
----------	----------------------------	---	--------

#### Sheer 500 Accessories

WFCTRMT	LED Controller/Remote	1	11 lbs.
WFTR060	60W Power Supply	1	22 lbs.
WFXSPT3	3-way Splitter	1	5 lbs.
WFXDPWRKIT	LED Power Kit (power supply, remote, 3-way splitter)	1	10 lbs.

# Suction Outlets

ROUND SUMPS, COVERS, FRAMES AND ACCESSORIES



WG1154S



WG1049AV



For concrete, vinyl and fiberglass pools, Hayward round suction outlets are available in a wide range of plumbing configurations, plaster collar options and colours. Whether installing frames and covers or sump-type outlets for new construction or replacement covers on existing applications, Hayward suction outlets set the standard for quality and value.

All Hayward WG Series suction outlets and replacement covers are VGB compliant and are tested to ASME A112 19.8b-2009 and ANSI/APSP-16 standards as well as meeting CPSP requirements.

## Applications

- Residential and commercial pools
- Concrete, vinyl and fiberglass surfaces
- New construction and replacement covers
- All Hayward drain covers can be used as a single replacement cover when installed on the same suction line as a TriStar VS SVRS

## Features

- Sumps accommodate the use of SP1056 hydrostatic relief valve
- Replacement covers retrofit to existing Hayward frames
- 7 year life
- 1 year limited warranty

Port Size	Port Location and Sump Location	Approved Flow GPM
<b>Round Covers</b>		
2"	Side Port, Floor-Mounted	116
2"	Bottom Port, Floor-Mounted	123
2"	Side Port, Wall-Mounted	66
2"	Bottom Port, Wall-Mounted	59
1 1/2"	Side Port, Floor-Mounted	107
1 1/2"	Side Port, Wall-Mounted	72
1 1/2"	Bottom Port, Floor-Mounted	122
1 1/2"	Bottom Port, Wall-Mounted	64

## Suction Outlet Buying Guide

Model Number	Cover Open Area Size	Open Area Sq. Inch	Approved Flow GPM Floor (Horizontal)	Approved Flow GPM Wall (Vertical)	Side Outlet Pipe Size	Bottom Outlet Pipe Size	Ctn. Qty.	Ctn. Weight
<b>Concrete</b>								
<b>Cover and frame (2 pack)</b>								
WG1030AVPAK2*	8" dia.	8.10	125	72	—	—	24	46 lbs.
<b>Replacement cover for floor or wall</b>								
WGX1048E*	8" dia.	8.10	125	72	—	—	10	5 lbs.
<b>Outlet-dual suction (2 pack)</b>								
WG1051AVPAK2	8" dia.	8.10	125	72	1 1/2" FIP	1 1/2" FIP	6	35 lbs.
WG1052AVPAK2	8" dia.	8.10	125	72	2" FIP	1 1/2" FIP	6	35 lbs.
WG1053AVPAK2	8" dia.	8.10	125	72	1 1/2" FIP	2" FIP	6	35 lbs.
WG1054AVPAK2	8" dia.	8.10	125	72	2" FIP	2" FIP	6	35 lbs.
<b>Outlet-dual suction with adjustable plaster collar (2 pack)</b>								
WG1153AVPAK2	8" dia.	8.10	125	72	1 1/2" FIP	2" FIP	6	35 lbs.
WG1154AVPAK2	8" dia.	8.10	125	72	2" FIP	2" FIP	6	35 lbs.
WG1154SPA2*	8" dia.	8.10	125	72	2" SKT	2" FIP	6	35 lbs.

<b>(Vinyl/Fiberglass)</b>								
WG1048AVPAK2**	8" dia.	8.10	125	72	1 1/2" FIP	1 1/2" FIP	6	37 lbs.
WG1049AVPAK2**	8" dia.	8.10	125	72	2" FIP	1 1/2" FIP	6	37 lbs.

**NOTES:** \*Available in Gray, Dark Gray and Black. Add letters GR for Gray, DGR for Dark Gray and BLK for Black after "AV", "E" or "S" in the model number.

\*\*Also available in Dark Gray. Add letters DGR for Dark Gray after the AV in the model number.

Model Number	Description	Ctn. Qty.	Shipping Weight
<b>Accessories</b>			
WG1153B*	Extension collar with inserts	10	5 lbs.
SP1055PAK2	2" or 1 1/2" MIP Slotted Collector Tube – Black (Set of 2)	10	7 lbs.
SP1056	2" or 1 1/2" MIP Hydrostatic Relief Valve	25	5 lbs.
SP1056T	Installation and removal tool for SP1056	20	36 lbs.

\*Also available in Gray, Dark Gray and Black. Add letters GR for Gray, DGR for Dark Gray and BLK for Black.

Safety

# Suction Outlets

SQUARE DRAIN COVERS AND FRAMES

For residential and commercial concrete pools, Hayward square drain covers are available in a wide range of sizes and flow designs to satisfy any installation requirement. Whether the application demands frames and covers for new construction or replacement cover assemblies for existing installations, Hayward suction outlets set the standard for quality and value.

Hayward's High Flow covers have some of the industry's highest approved flow rates. Each size and flow design cover retrofit to existing Hayward frames and are designed for an extensive 7 year life span.

All Hayward WG Series suction outlet fitting assemblies and replacement covers have been tested to ANSI/APSP/ICC-16 2017, are VGB compliant and meet CPSP requirements.


Installation of anything other than the recommended Hayward drain cover on a Hayward frame or Hayward sump may not be ANSI/APSP/ICC-16 2017 compliant. Likewise, the installation of a Hayward drain cover on a non-Hayward frame may not be compliant.

## Applications

- Meets various flow category requirements
- Installations in concrete, residential and commercial pools
- All Hayward drain covers can be used as a single replacement cover when installed on the same suction line as a TriStar VS SVRS

## Features

- Certified to ASME A112.19b-2009, ANSI/APSP-16
- Retrofits to all Hayward existing frames
- 7 year life
- 1 year limited warranty



9", 12" and 18" Drain Covers and Frames


## Drain Covers & Frames Buying Guide

Model Number (size)	Pipe Size	Mounting Position	Sump Port Location	Approved Flow GPM
WG1031BHF2 and WG1031HF2PAK2 (9" x 9")	2.5"	Floor	Side	172
	2.5"	Wall	Side	184
		Wall	Bottom	224
	3"	Floor	Side	264
		Wall	Side	224
WG1032BHF2 and WG1032HF2PAK2 (12" x 12")	3"	Wall	Bottom	224
		Floor	Side	416
	4"	Wall	Bottom	308
WG1033BHF2 and WG1033HF2PAK2 (18" x 18")	4"	Floor	Side	484
		Wall	Bottom	484
	4"	Floor	Side	656
		Wall	Bottom	688
		6"	Floor	Side
WG1061HF2PAK2 (9" x 9")	6"	Wall	Bottom	732
	2.5" & 3"	Floor	Side	264
	2.5" & 3"	Wall	Side	224

Model Number	Size	Cover Open Area Sq. Inch	1.5ft/sec. Flow Rate GPM	Ctn. Qty.	Ctn. Weight
<b>Replacement cover and inner frame</b>					
WG1031BHF2	9" x 9"	23.96	112	10	12 lbs.
WG1032BHF2	12" x 12"	41.07	192	10	18 lbs.
WG1033BHF2	18" x 18"	124.1	580	10	39 lbs.
<b>Cover, inner frame and outer frame (2 pack)</b>					
WG1031HF2PAK2	9" x 9"	23.96	112	4	18 lbs.
WG1032HF2PAK2	12" x 12"	41.07	192	4	30 lbs.
WG1033HF2PAK2	18" x 18"	124.1	580	2	31 lbs.
<b>3" suction outlet sump with cover (2 pack)</b>					
WG1061HF2PAK2	9" x 9"	23.96	112	1	6 lbs.

# SDX2 High Flow Safety Drain

ROUND DRAIN COVER FOR CONCRETE, VINYL ,OR FIBERGLASS POOLS



SDX2 High Flow Safety Drain Cover

**SDX2 is a high flow suction outlet suitable for use as a wall fitting, or as a floor fitting when debris removal is not a concern. Available for concrete, vinyl and fiberglass pools, SDX2 performs at a very high flow rate while operating at one of the lowest velocity ratings in the industry. SDX2 boasts a flow rating of 180 GPM on the floor and 140 GPM on the wall.**

## Applications

- Concrete, vinyl and fiberglass surfaces
- New construction or replacement covers

## Features

- No sump required means time saved and no need to field fabricate a sump to meet the "1.5 times the pipe diameter" requirement
- Low velocity 1.396 feet per second at the maximum (180 GPM) flow rating
- Patented ribbed design achieves very high flow via 60 independent flow partitions
- Approved as a bulkhead fitting as the safety is in the cover and back plate
- Anti-vortex center shield blocks contact with direction suction
- Great for use with water features
- 5 year life

## SDX2 High Flow Safety Drain Buying Guide

Model Number	Description	Ctn. Qty.	Ctn. Weight
004-162-2231-01	SDX2 for Concrete Pools – 2 Drains (White)	1	4 lbs.
005-252-2097-01	SDX2 Replacement Cover with Screws for Concrete Pools (White)	1	2 lbs.
004-172-2231-01	SDX2 for Vinyl and Fiberglass Pool – 2 Drains (White)	1	6 lbs.
005-252-2098-01	SDX2 Replacement Cover with Screws for Vinyl and Fiberglass Pools (White)	1	2 lbs.

**NOTE:** Contact your local Hayward representative for additional options

Flow Rating (GPM)	Pipe Size	Pipe Port Orientation	Direct Mounting Orientation
180	3"	Side	Floor
116	2.5"	Side	Floor
100	2"	Side	Floor
60	1.5"	Side	Floor
178	3"	Bottom	Floor
120	2.5"	Bottom	Floor
100	2"	Bottom	Floor
60	1.5"	Bottom	Floor
140	3"	Side	Wall
108	2.5"	Side	Wall
100	2"	Side	Wall
60	1.5"	Side	Wall
140	3"	Bottom	Wall
108	2.5"	Bottom	Wall
100	2"	Bottom	Wall
60	1.5"	Bottom	Wall



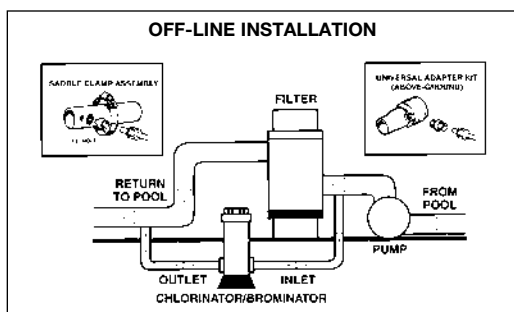
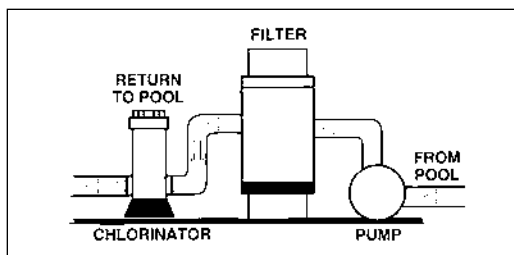
# Automatic Chemical Feeders

CHLORINATORS AND BROMINATORS

Hayward automatic chlorinators and brominators are ideal for in-ground and above ground applications during new pool construction or after market installations. Models are available for in-line and off-line configurations to accommodate most capacity, plumbing and space considerations. All units incorporate a durable ABS body along with a high quality Viton seal and an ergonomically designed cover to allow for simple lid removal.

## Features

- X-Ring seal provides long life and easy cover removal
- Uses large or small, slow dissolving, Trichlor or Bromine tablets
- Dial control valve allows for easy feed rate adjustment
- Multiple connection options provide a wide range of use and simplified installation
- Easy-Lok threaded cover for safe and convenient access to add tablets
- Unique finger-release catch provides extra security



**NOTE:** Chemical feeders should always be installed on the return line after the last heating appliance.

**CAUTION:** Extreme care must be exercised when adding chemicals to your pool. Concentrated chemicals may react violently if they mix in the chemical feeder, causing a fire or explosion, which may result in **PROPERTY DAMAGE, PERSONAL INJURY** or **DEATH**.

**CAUTION:** Never use petroleum based lubricants on any of the chlorinator o-rings. Regular cover o-ring lubrication is necessary to maintain easy cover removal. Use non petroleum based lubricants such as Hayward Jack's Formula 327 Multilube (SPX0327).



CL200 In-Line Chlorinator



CL220 Off-Line Chlorinator

## Automatic Chemical Feeder Buying Guide

Model Number	Pipe Size	Chemical Capacity	Feeder Width	Feeder Height	Ctn. Qty.	Ctn. Weight
--------------	-----------	-------------------	--------------	---------------	-----------	-------------

### In-Line Chlorinators

CL100EF	1 1/2" FIP	4.2 lbs.	8 3/4"	15 1/4"	10	30 lbs.
CL200EF*	1 1/2" FIP	9 lbs.	9"	14 3/4"	10	45 lbs.
CL2002S**	2" SKT	9 lbs.	9"	14 3/4"	10	55 lbs.

**NOTES:** \*Includes mounting base.

\*\*Features 2" inlet and outlet ports for applications with 50 gpm to 90 gpm flow rates.

### Off-Line Chlorinators

CL110EF	—	4.2 lbs.	6 3/4"	13"	10	30 lbs.
CL220EF	—	9 lbs.	8 1/4"	15 1/2"	10	46 lbs.

### Off-Line Chlorinators for Above Ground Pools

CL110ABG	—	4.2 lbs.	6 3/4"	13"	10	28 lbs.
CL220ABG	—	9 lbs.	8 1/4"	15 1/2"	10	51 lbs.

Packaged with a universal adapter kit for all Hayward above ground filter systems – Perflex®, sand or cartridge.

### Off-Line Brominators


CL220BR	—	9 lbs.	8 1/4"	15 1/2"	10	46 lbs.
---------	---	--------	--------	---------	----	---------

### Accessories

SP1500UNMPAK1	Flush Union Connector with 1 1/2" Male Nipple. For mounting in-line chlorine feeders.	50	24 lbs.
SP1500UNPAK2	Set of two Flush Union Connectors. Fits CL100 and CL200 Chlorinators inlet and outlet.	50	32 lbs.
SPX0327	Hayward Jack's Formula 327 Multilube – 1 oz. Tube	50	4 lbs.

# Automatic Skimmers

SKIMMASTER®, AUTO-SKIM™ SERIES FOR IN-GROUND CONCRETE OR GUNITE POOLS



SP1072 SkimMaster Series



SP1082 Auto-Skim Series

Designed for large-capacity commercial and residential applications, SkimMaster Series skimmers boast one of the highest flow ratings in the industry at 75 GPM. They feature threaded internal connections for pressure testing, an optional float/bypass valve, a field-installable water bonding kit and an automatic safety bypass for low water conditions. Model SP1072S2 also includes PVC ports, which greatly reduce installation time.

Auto-Skim features include an adjustable cover collar for round or square skimmer lids, snap-in weir assembly, large capacity basket, integral flow control slide plate and a choice of port sizes for plumbing versatility.

The float valve and equalizer kits provide maximum flexibility for all swimming pool applications. Any SkimMaster Series or Auto-Skim model with a square cover can be adapted to meet NSF commercial requirements by adding the appropriate float valve and equalizer kit in conjunction with the NSF listed cover.

## Applications

- In-ground concrete, gunite, residential and commercial pools and spas

## Features – SkimMaster

- 3/4" knockout fill/overflow port
- Durable unibody construction
- Colour options available
- Adjustable deck collar
- Self-adjusting 8" weir with stainless steel spring
- Large and durable debris basket
- Optional float valve for thru skimmer suction outlet system

## Features – Auto-Skim

- 1.5" and 2" port sizes for plumbing versatility
- Cover collar allowing 1.5" vertical adjustment
- Integral Flo-Control slide plate
- Optional float valve for thru skimmer suction outlet system
- Optional extension collar allows 2.5" additional vertical height
- Optional stackable notched extension collar allows infinite vertical adjustment

For replacement parts see page 310.

## In-Ground Skimmer Buying Guide

Model Number	Pipe Size	Cover Style	Throat Length	Ctn. Qty.	Ctn. Weight
<b>SP1070 SkimMaster Series</b>					
SP1071T2	1 1/2" FIP	Round	4 1/2"	1	8 lbs.
SP1072T2	2" FIP	Round	4 1/2"	1	8 lbs.
SP1072S2**	2" SKT x 2 1/2" SPIG	Round	4 1/2"	1	8 lbs.

**NOTES:** \*Available in Gray, Dark Gray and Black. Add suffix GR for Gray, DGR for Dark Gray and BLK for Black.

\*\*Available with tan collar and cover. Add suffix 10 to model number.

For skimmer packaged with float valve, add suffix FVA to model number.

### NSF Listed Skimmer & Accessories

HCWG1072C	2" SKT x 2 1/2" SPIG	Round	4 1/2"	1	12 lbs.
-----------	----------------------	-------	--------	---	---------

Model Number	Description	Ctn. Qty.	Ctn. Weight
SP1080FVEKIT	Float valve and equalizer kit for SP1080 Series skimmers	10	12 lbs.
WGX1082E	NSF listed replacement cover for SP1080 Series skimmers	10	15 lbs.

**NOTE:** For commercial applications, add appropriate float valve and equalizer kit with NSF listed cover to any SkimMaster or Auto-Skim model with a square cover.

### SP1080 Auto-Skim Series

SP10821	1 1/2" FIP	Square	5 1/4"	1	10 lbs.
SP1071T2	1 1/2" FIP	Round	4 1/2"	1	8 lbs.
SP1082†	2" FIP	Square	5 1/4"	1	10 lbs.

**NOTE:** †Available in Dark Gray. Add suffix DGR to model number for Dark Gray

### Accessories

SP1070FV	Float valve assembly for SP1070 Series	24	25 lbs.
SP1078	Equalizer valve for SP1070 and SP1080 Series	25	4 lbs.
SP1070P	Extension collar for SP1070 Series	50	30 lbs.
SP1082FV	Float valve assembly for SP1080 Series	24	36 lbs.
SP1082GV	Skimmer-to suction outlet valve assembly for SP1080 Series	24	18 lbs.
SP1084P1	Extension collar for SP1080 Series	20	15 lbs.

# Automatic Skimmers

AUTO-SKIM™ SERIES FOR IN-GROUND VINYL AND FIBERGLASS POOLS

Manufactured to Hayward's uncompromising standards, these large capacity skimmers for vinyl and fiberglass applications install easily and perform flawlessly even in the most difficult environments. The bodies are molded out of durable ABS plastic and do not contain any assembly seams below water level. They feature a standard square or round cover and collar assembly allowing up to 1.5" vertical adjustment. Additional extension collar accessories are available to meet needs for all applications.

The Auto-Skim Wide Track Series includes all of the same high quality features in addition to an expansive 15.5" skimmer face and a choice of two throat lengths. The enlarged opening and added installation flexibility allows for increased skimming action and reduced time for debris removal.

Add optional float valve and equalizer kit with an NSF approved cover to any Auto-Skim model with a square cover to accommodate commercial requirements.

## Applications

- In-ground, vinyl, fiberglass, residential and commercial pools and spas

## Features

- 1.5" and 2" port sizes for plumbing versatility
- Standard cover and collar assembly with 1.5" vertical adjustment
- Colour options available
- Integral Flo-Control slide plate
- Optional float valve for thru skimmer suction outlet system
- Optional extension collar allows 2.5" additional vertical height
- Optional stackable notched extension collar allows infinite vertical adjustment

## In-Ground Skimmer Kits

Model Number	Description	Ctn. Weight
SP108520MTE†	Wide Track Auto Skim	20 lbs.
SP108410MTE†	Auto Skim Small Mouth	20 lbs.
SP108520MND†	Wide Track Auto Skim w/out Drain	20 lbs.
SP108410MND†	Auto Skim Kit w/out Drain	20 lbs.

NOTE: †Available in Dark Gray. Add suffix DGR for Dark Gray



SP1084 Auto-Skim Series



SP1085 Wide Track Auto-Skim

## In-Ground (Vinyl/Fiberglass) Skimmer Buying Guide

All vinyl/fiberglass pool skimmers are packaged with face plate, gaskets and screws.

Model Number	Pipe Size	Cover Style	Throat Length	Ctn. Qty.	Ctn. Weight
<b>SP1080 Auto-Skim Series</b>					
SP10841*	1 ½" FIP	Square	8 ½"	1	13 lbs.
SP10841R*	1 ½" FIP	Round	8 ½"	1	13 lbs.
SP108410M**	1 ½" FIP	Square	8 ½"	1	13 lbs.
SP1084**	2" FIP	Square	8 ½"	1	13 lbs.

### SP1080 Auto-Skim Wide Track Series

SP108510M	1 ½" FIP	Square	12 ¼"	1	17 lbs.
SP10852*	1 ½" FIP	Square	9 ¼"	1	16 lbs.
SP108520M**	1 ½" FIP	Square	9 ¼"	1	16 lbs.

NOTES: \*Skimmer includes standard and extra long 1 ¼" screws.

\*\*Available in Dark Gray – add suffix DGR for Dark Gray.

"R" designation indicates round collar and cover assembly

OM designation indicates thru-wall, outside mount for metal wall installations.

Model Number	Description	Ctn. Qty.	Ctn. Weight
004702600208	Paramount Skimmer - Standard Vinyl Wide - Gray	1	12 lbs.

Model Number	Description	Ctn. Qty.	Ctn. Weight
--------------	-------------	-----------	-------------

### Accessories

SP1080FVEKIT	Float valve and equalizer kit for SP1080 Series skimmers	10	12 lbs.
WGX1082E	NSF listed replacement cover for square SP1080 Series skimmers	10	15 lbs.
SP1084FT	Face plate cover – "Snap On" for SP1084 skimmers	30	10 lbs.
SP1085FT	Face plate cover – "Snap On" for SP1085 skimmers	18	10 lbs.
SP1078	Equalizer valve for SP1070 and SP1080 Series	50	30 lbs.
SP1082FV	Float valve assembly for SP1080 Series	24	36 lbs.
SP1082GV	Skimmer-to-suction outlet valve assembly for SP1080 Series	24	18 lbs.
SP1084P1	Extension collar for SP1080 Series	20	15 lbs.

NOTE: †Available in Gray, Dark Gray and Black. Add suffix GR for Gray, DGR for Dark Gray and BLK for Black.

# Venturi Skimmers

PARASKIMV VENTURI SKIMMER FOR IN-GROUND CONCRETE OR GUNITE POOLS AND SPAS



Paramount Venturi Skimmers

The Paramount ParaskimV venturi skimmer offers high-performing features no other venturi skimmer can match, paired with an energy saving design. ParaskimV works brilliantly with multi-speed pumps without sacrificing a cleaner pool. In fact, ParaskimV can generate the same skimming action just as effectively at a pump's slower speeds, so you can take full advantage of the energy savings available with a multi-speed pump. ParaskimV can even enhance the skimming action when using a single speed pool pump by combining the venturi effect with the standard skimmer operation.

Since ParaskimV can effectively remove debris from the surface at lower pump speeds, you can direct 100% suction to the main drain of the pool, maximizing its ability to remove heavier settled debris.

ParaskimV skimmer's offset venturi design allows easy access for vacuum hose connections.\*

## Applications

- In-ground concrete or gunite pools and spas

## Features

### Patented Venturi Nozzle

- Effective skimming even at low pump speeds
- Lower energy costs without sacrificing performance
- Offset design allows easy vacuum hose connection
- Alternate method of introducing ozone

### Weir Door Design

- Notched design for better flow at lower pump speeds
- Less potential for debris to become trapped

### Debris Basket

- Largest on the market means less maintenance
- Includes fine mesh bag for fine debris removal

### Safest Venturi Skimmer Available

- Interior vacuum relief and return guard cover provide additional layers of safety
- High relief point less likely to become blocked

### Deck Lid

- Allows for full-open inside skimmer throat
- Works with Pour-A-Lid™ and paver decks
- Available in beige and light grey

### Overflow Port

- Largest on the market (1 1/2" x 2")
- Optional use in high storm regions

\*When installed with direct pump suction. Patents pending.

## ParaskimV Buying Guide

Model Number	Description	Pipe Size	Cover Style	Ctn. Qty.	Ctn. Weight
004-702-1002-07	Concrete-Gray Throat, Beige Lid	2"	Round	1	17.8 lbs.
004-702-1002-08	Concrete-Gray Throat, Lt. Gray Lid	2"	Round	1	15 lbs.

**NOTE:** Contact your local Hayward representative for additional options

An elegantly simple design, the ParaskimV venturi nozzle enables the skimmer to provide almost identical flow rates regardless of the speed of the pump.



# Automatic Water Leveler

PARALEVEL™ FOR IN-GROUND POOLS AND SPAS

Paramount's innovative water leveler, Paralevel, was designed from a pool builders perspective with builders, homeowners and service technicians in mind. No components of this unit were adapted from other industries. Paralevel is continually working behind the scenes to ensure that your pool or spa is at its ideal level. You can rest easy knowing that your pool's water level is being monitored and adjusted automatically. If you ever need to make a manual adjustment Paralevel's "posi-click" adjustment makes it easy. One full turn equals ¼" (6 mm) of water level adjustment.

Unlike other water levelers Paralevel offers "Smart-Sensing", which means it will ignore water sloshing in the pool as it only senses the pools true level. "Smart-Sensing" also protects Paralevel so it will not cycle on and off rapidly, like other levelers. This limits the potential for premature failure, and eliminates loud water hammer in your home that could lead to damage to your plumbing.

## Applications

- In-ground pools and spas

## Features

- Simple to set, use and winterize
- Easy, accurate "Posi-Click" adjustment
- Smaller footprint in your pool deck
- "Smart-Sensing" not affected by water splashing
- Large balance line
- Overflow line ready
- Quick fill capable
- Service industry friendly



Paramount Automatic Water Leveler

## Paralevel Buying Guide

Model Number	Description	Ctn. Qty.	Ctn. Weight
004-760-2902-07	Automatic Water Leveler – Beige	1	5.9 lbs.

**NOTE:** Contact your local Hayward representative for additional options



Automatic Water Leveler



Inner Float Assembly

# Debris Canisters

DECK-SIDE AND EQUIPMENT-SIDE DEBRIS CANISTERS



DDC2 (Deck-side Debris Containment Canister)



EDC (Equipment-side Debris Canister)

The Paramount Deck-side Debris Containment Canister (DDC2) minimizes the time spent maintaining your swimming pool. The DDC2 is conveniently located in the pool deck for easy debris removal. The large capacity basket collects debris before it reaches the pump basket allowing the pump to run more efficiently and with less chance of clogging — utilizing the included fine mesh bag filters out even smaller debris.

The Paramount Equipment Debris Canister (EDC) is a highly effective, efficient, easy to install equipment-side debris canister for all pools. It's plumbed before the circulation pump to trap debris from spa, skimmer and main drain lines before it reaches the pump and filter. The basket holds up to 68% more debris than any other equipment side canister, and utilizing the included fine mesh bag filters out even smaller debris. Its high efficiency design ensures maximum water flow with minimal restriction

## Debris Canister Buying Guide

Model Number	Description	Pipe Size	Cover Style	Ctn. Qty.	Ctn. Weight
004-152-4720-07	Deck Side Debris Canister, Beige	2"	Seal Less	1	19 lbs.
004-152-4516-00	Equipment Side Canister	2"	Bayonet	1	16 lbs.

**NOTE:** Contact your local Hayward representative for additional options

### Applications

- In-ground pools and spas

### Features – DDC2 (Deck-side Debris Containment Canister)

- Quick and easy debris removal; no threads, clamps, or seals
- Allows pump to operate without interference
- Includes fine mesh bag for fine debris removal
- Holds 300% more than most pump baskets
- Ideal for high leaf areas

### Features – EDC (Equipment-side Debris Canister)

- Constructed of weather and UV resistant thermoplastics for long term durability
- Clear bayonet lid
- Includes fine mesh bag for fine debris removal
- Holds 300% more than most pump baskets
- Ideal for high leaf areas

# Automatic Skimmers/Skim Vacs

ABOVE-GROUND AND IN-GROUND POOLS

Hayward automatic skimmers have been an industry standard for more than 30 years. The Dyna-Skim skimmers have been redesigned to match the needs of today's above ground pools, while remaining applicable for use on existing pool models.

## Application – Dyna-Skim

- Above-ground pools

## Dyna-Skim Features

- Heavy duty UV resistant construction
- Large debris collection basket
- Top and front basket access
- One piece body construction
- Snap-in and removable weir
- 1 1/2" female straight pipe threads
- Quick disconnect pipe connection
- Compatible with wide top seat pools

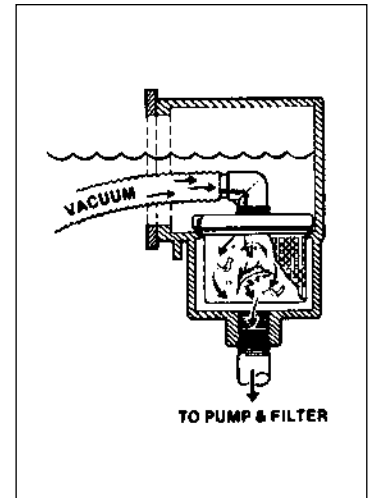
Skim Vacs have revolutionized the process of vacuuming pools. By utilizing the skimmer basket instead of the pump strainer basket, the need to turn the pump on and off has been eliminated. Simply attach the appropriate Skim Vac to the vacuum hose, locate over the skimmer basket and begin vacuuming.

## Application – Skim Vac

- In-ground pools
- Above-ground pools



SP1091WM Wide Mouth Dyna-Skim



Skim Vac Action

## Dyna-Skim Above-Ground Skimmer Buying Guide

Model Number	Front/Top Basket Access	Low Profile	Hydosweep Recirculation Pkg.	Pipe Size	Ctn. Qty.	Ctn. Weight
SP1091WM*	•	Wide-Mouth	2	1 1/2" FPT	6	46 lbs.
SP1091LX**	•	•	2	1 1/2" FPT	6	32 lbs.
SP1094WF	•	—	3	1 1/2" FPT	1	4 lbs.

NOTES: \*Replaces SP1090WM

\*\*Replaces SP1090, SP1091ES and SP1095ES

1—Includes SP11071 Skim Vac.

2—Includes SP1023, SP1419D, (2) 1 1/2" x 1 1/2" hose adapters, and SP11041 Skim Vac.

3—Includes SP1094D Skim Vac.

## Skim Vac Buying Guide

Model Number	Skimmer Application	Hose Connection	Rubber Gasket	Ctn. Qty.	Ctn. Weight
<b>Above-Ground</b>					
SP1094D	SP1094, SP1095	1 1/4"/1 1/2" Elbow	No	20	5 lbs.
SP11041	SP1090, 1091, 1092	1 1/4"/1 1/2" Elbow	No	50	22 lbs.
SP11051	SP1090, 1091, 1096, 1097 and 1098	1 1/2" Straight Barb	Yes	50	22 lbs.
SP11052	SP1090, 1091, 1092	1 1/4" Elbow	Yes	50	25 lbs.
SP11054	SP1090, 1091, 1092	1 1/4"/1 1/2" Combo Adapter	Yes	50	23 lbs.
<b>In-Ground</b>					
SP1106	SP1082, 1084, 1085, 1075	1 1/2" Straight	Yes	20	13 lbs.
SP11063	SP1070	1 1/2" Straight	No	20	11 lbs.
SP1107	SP1082, 1084, 1085, 1070 and 1075	1 1/2" Straight	No	20	8 lbs.
SP11071	SP1089	1 1/4"/1 1/2" Elbow	No	20	11 lbs.

# Valves

## VARIFLO® SAND FILTER CONTROL VALVES, IN-LINE SIGHT GLASSES



SP0710XALL VariFlo Control Valve



SP0714T VariFlo XL Control Valve

Hayward's VariFlo® XL multiport control valves, engineered for maximum flow at lower pressure drops are the professional's choice in multiport valves.

All VariFlo control valves feature an easy-to-use lever action handle that lets you "dial" up to seven valve/filter functions: filter, backwash, waste, rinse, closed, winter or recirculate. Complete with an integral sight glass that lets you see when the backwashing cycle is completed, our wide selection of valve configurations allows you to match the right VariFlo valve to the proper application; residential, commercial, top-mount or side mount.

### VariFlo Valve Buying Guide

Model Number	Valve Positions	Pipe Size	Body Colour	Mounting Location	Closure Design	Ctn. Qty.	Ctn. Weight
SP0710XALL <sup>(1)</sup>	6	1 ½" FIP	White	Side	—	10	50 lbs.
SP071621	6	2" FIP	Black	Top	Clamp	1	8 lbs.
SP0714T	7	1 ½" FIP	Black	Top	Clamp	1	5 lbs.
SP0715ALL <sup>(4)</sup>	6	2" FIP	Black	Side	—	8	70 lbs.

#### NOTES:

(1) Includes two 1 ½" pipe plugs

(2) Includes two 2" pipe plugs

SP0704 Replacement Valve: SP0714T

Model Number	Pipe Size	Description	Ctn. Qty.	Ctn. Weight
<b>Sight Glasses</b>				
SP1072S	1 ½" SKT	ABS, Horizontal in-line style	24	28 lbs.
SP1074S	2" SKT	ABS, Horizontal in-line style	50	39 lbs.

#### VariFlo Control Valve Functions

**FILTER** – For normal filtering and regular vacuuming.

**BACKWASH** – For cleaning filter sand bed of accumulated debris.

**RINSE** – Use after completing backwash cycle to ensure all dirty water is rinsed out of the filter to waste.

**WASTE** – By-passes the filter for draining or lowering pool water level and for vacuuming heavy debris directly to waste line.

**RECIRCULATE** – Water is recirculated through the valve, by-passing the filter.

**CLOSED** – Shuts off the flow from the pump to the filter.

**Winter** – For winterizing (SP0714T only).



SelectaFlo high-efficiency backwash valves are hydro-engineered to provide superior flow at lower pressure drops. They feature an easy-to-use trigger action handle that lets you select from four valve/filter functions: filter, backwash, pump to waste or recirculate. SelectaFlo valves are ideal for D.E. filter applications requiring high efficiency and low head loss.

### Control Valve Functions

**FILTER** - For normal filtering and regular vacuuming.

**BACKWASH** - For purging filter of accumulated debris.

**WASTE** - Bypasses the filter for draining or lowering pool water level and for vacuuming heavy debris directly to waste line.

**RECIRCULATE** - Water is recirculated through the valve, bypassing the filter.

### Features

- Rugged ergonomic handle allows for easy selection of four positions: filter, backwash, pump to waste or recirculate
- EcoFlo fitting (included with valve) allows for simple and efficient plumbing to TriStar™ pumps
- Built-in sight glass provides convenient backwash viewing
- Innovative lock ring and seal carrier minimize service time
- Versatile ports accept 2" (SKT) or 2.5" (Spig) pipe for easy installation

SelectaFlo and VariFlo multiport control valves feature an easy-to-use lever action handle that lets you “dial” up to six valve/filter functions: filter, backwash, waste, rinse, closed, or recirculate. Complete with an integral sight glass that lets you see when the backwashing cycle is completed, our wide selection of valve configurations allows you to match the right valve to the application.

### Control Valve Functions

**FILTER** - For normal filtering and regular vacuuming.

**BACKWASH** - For cleaning filter sand bed of accumulated debris.

**RINSE** - Use after completing backwash cycle to ensure all dirty water is rinsed out of the filter to waste.

**WASTE** - By-passes the filter for draining or lowering pool water level and for vacuuming heavy debris directly to waste line.

**RECIRCULATE** - Water is recirculated through the valve, by-passing the filter.

**CLOSED** - Shuts off the flow from the pump to the filter



SP0425 designed to fit Hayward® ProGrid and DEP 500 Series D.E. filters

## SelectaFlo High-Efficiency Filter Valve Buying Guide

Model Number	Description	Port Size	Valve Positions	Ctn. Qty.	Ctn. Weight
SP0425	SelectaFlo High-Efficiency Filter Valve	2" SKT x 2 1/2" SLIP	4	1	13 lbs.

## Multiport and Slide Valve Buying Guide

Model Number	Description	Pipe Size	Valve Positions	Ctn. Qty.	Ctn. Weight
SP0740DE	SelectaFlo	2" SKT	4	1	9 lbs.
SP0710XR50	VariFlo	1 1/2" FIP	6	1	6 lbs.
SP0715XR50	VariFlo	2" FIP	6	1	9 lbs.
SP0425	Coupling	1 1/2" SKT x 2" SLIP	—	10	10 lbs.

### Performance Data – Valve Positions

Model Number	Filter	Back-wash	Waste	Recir-culate	Rinse	Closed
SP0425	•	•	•	•	—	—
SP0740DE	•	•	•	•	—	—
SP0710XR50	•	•	•	•	•	•
SP0715XR50	•	•	•	•	•	•
SP0410X502S	•	•	—	—	—	—
DE2400PAK2CS	•	—	—	—	—	—

# Valves

DIVERTER, CHECK AND BALL VALVES



3-way PSV Valve



PSV Check Valve

Hayward PSV Series 2-way and 3-way diverter valves and check valves make water flow management simple and maintenance free. Durable CPVC body and lid construction provide greater heat tolerance, preventing warping and leaks in the most demanding environments. All components are made of corrosion resistant materials allowing for proper function over an extended life. PSV Series valves are available in multiple material, size and port configurations to accommodate most new construction and aftermarket scenarios.

PSV3SM and PSV3SMDGR models feature externally threaded ports for use with one SP1500UNPAK1 union fitting included with each valve.

PVC Valves not recommended for ambient temperatures of 104°F or above.

Hayward ball valves are designed for maximum flow efficiencies and pressure ratings up to 50 psi. They feature a dial handle for easy flow regulation and visual indication of valve setting. Teflon seats and union end connectors accurately align the ball and provide a dependable sealing surface.



SP0722S Trimline Ball Valve

## PSV Diverter & Check Valve Buying Guide

Model Number	Description	Pipe Size	Material	Ctn. Qty.	Ctn. Weight
PSV2S	2-way	1 1/2" - 2"	CPVC	20	35 lbs.
PSV2S2	2-way	2" - 2 1/2"	CPVC	20	38 lbs.
PSV3S	3-way	1 1/2" - 2"	CPVC	20	38 lbs.
PSV3S2	3-way	2" - 2 1/2"	CPVC	20	40 lbs.
PSV2SDGR	2-way	1 1/2" - 2"	PVC	20	35 lbs.
PSV2S2DGR	2-way	2" - 2 1/2"	PVC	20	38 lbs.
PSV3SDGR	3-way	1 1/2" - 2"	PVC	20	38 lbs.
PSV3S2DGR	3-way	2" - 2 1/2"	PVC	20	40 lbs.
PSCV2S	Check Valve	1 1/2" x 2"	CPVC	20	35 lbs.
PSCV2SDGR	Check Valve	1 1/2" x 2"	PVC	20	35 lbs.
PSCV2S2DGR	Check Valve	2" x 2 1/2"	PVC	20	38 lbs.

## Ball Valve Buying Guide

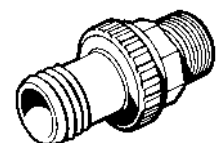


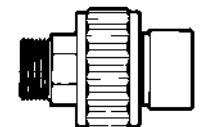
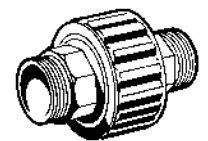
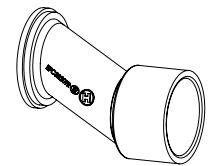
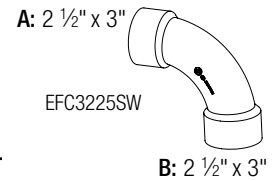
Model Number	Description	Pipe Size	Material	Ctn. Qty.	Ctn. Weight
<b>Deluxe</b>					
SP0727	3-way	1 1/2" MIP	ABS	20	19 lbs.
<b>Trimline</b>					
SP0722S	2-way	1 1/2" SKT	PVC	24	21 lbs.
<b>Econoline</b>					
SP0729	2-way	1 1/2" MIP x Hose Adapter	ABS	24	12 lbs.

# Connection Fittings and Unions

MULTIPURPOSE CONNECTION FITTINGS

## Connection Fitting and Union Buying Guide

Model Number	Pipe Size	Description	Material	Ctn. Qty.	Ctn. Weight
<b>EcoFlo Fittings</b>					
EFC3220SW	A: 2" x 2 1/2" B: 2"	EcoStar®/TriStar® 2" x 2 1/2" Sweep	PVC	20	10 lbs.
EFC3225SW	A: 2 1/2" x 3" B: 2 1/2" x 3"	EcoStar/TriStar 2 1/2" x 3" Sweep	PVC	10	10 lbs.
EFC3220TR	2" x 2 1/2"	2" x 2 1/2" Heater Transition	CPVC	30	10 lbs.
<b>Full-Flo Self-Aligning Unions</b>					
SP1480BLK	1 1/2" MIP	Self-Aligning Double Male End Union, Black	ABS	50	36 lbs.
SP1484	1 1/2" MIP x 1 1/2" SKT	Self-Aligning Male/Female Union	ABS	50	37 lbs.
SP1485	1 1/2" MIP	Self-Aligning Double Male End Union End Sweep 90°, short	ABS	20	27 lbs.
<b>Flush Unions</b>					
SP14952	1 1/2" FIP	Flush Female Union	ABS	50	32 lbs.
SP14952S	1 1/2" SKT(ID) or 2" SLIP(OD)	Flush Female Socket Union	ABS	50	29 lbs.
SP14952S50	1 1/2" SKT(ID) or 2" SLIP(OD)	Bulk Pack of 50 SP14952S	ABS	1	26 lbs.
SP14953S	1 1/2" MIP x 1 1/2" SKT(ID) or 2" SLIP(OD)	Flush Male/Female Socket Union	ABS	50	29 lbs.
SP14982S	2" SKT	Flush Female Socket Union	PVC	50	40 lbs.
<b>Econo-Unions</b>					
SP1493	1 1/2" MIP	Quick Disconnect – 1 1/2" hose (barb)	ABS	50	15 lbs.
<b>Union Check Valves</b>					
SP1091CV	1 1/2" MIP	In-Line Combo 1 1/2" x 1 1/4" Hose Adapter and Check Valve	ABS	40	9 lbs.
SP14461S	1 1/2" SKT	Union Check Valve	ABS	50	37 lbs.
<b>Union Connectors</b>					
SP1500UNPAK2	1 1/2" SKT	Flush Union Connector Set (2 pack) 1.5" SKT	ABS	50	12 lbs.



# Fittings

## Fittings & Accessories Buying Guide

Model Number	Pipe Size	Description	Ctn. Qty.	Ctn. Weight
<b>Directional Flow Inlet Fittings – Standard (Return to Pool)</b>				
SP1419A*	1 1/2" MIP	Hydrosweep slotted opening	50	7 lbs.
SP1419B*	1 1/2" MIP	Hydrostream 3/8" opening	50	7 lbs.
SP1419C*	1 1/2" MIP	Hydrostream 1/2" opening	50	7 lbs.
SP1419D*	1 1/2" MIP	Hydrostream 3/4" opening	50	7 lbs.
SP1419E*	1 1/2" MIP	Hydrostream 1" opening	50	7 lbs.
SP1420	1 1/2" MIP	Hydrostream, 1" rubber nozzle	25	5 lbs.
SP1421D*	1 1/2" SLIP	Hydrostream Insider Fitting – 3/4" opening	25	5 lbs.
SP1421E	1 1/2" SLIP	Hydrostream Insider Fitting – 1" opening	25	5 lbs.
SP1419T	—	Seat Removal Tool for Hydrosweep/Hydrostreams	100	5 lbs.

**NOTE:** \*Available in Gray, Dark Gray and Black. Add suffix GR for Gray, DGR for Dark Gray and BLK for Black.

### Directional Flow Inlet Fittings – Extended Flange

SP1418D*	1 1/2" MIP	Hydrostream, large – 3/4" opening	50	10 lbs.
SP1422D	1 1/2" SLIP	Hydrostream Insider – 3/4" opening	50	12 lbs.
SP1422E	1 1/2" SLIP	Hydrostream Insider – 1" opening	50	11 lbs.

The following fittings all have 1 1/2" internal threads for use with directional fittings, plugs, grate inserts, outlet covers and Jet-Air hydrotherapy fittings. Choose the appropriate fittings for concrete, vinyl or fiberglass applications.

### Inlet Receptacles & Vacuum Fittings – Concrete Pools

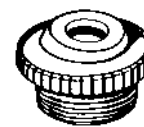
SP1022S*	1 1/2" SKT	1.5" Socket Return Fitting	50	11 lbs.
SP1022S2*	2" SKT	2" Socket PVC Return Fitting	50	15 lbs.
SP1022INS	1 1/2" INS	Fitting (1 1/2" FIP face x 1 1/2" SLIP stub end)	50	11 lbs.
SP1022B**	1 1/2" MIP	Flush Plug with Gasket	100	5 lbs.
SP1022C**	1 1/2" MIP	All Purpose Plug with O-Ring	100	6 lbs.
SP1022C2BLK	2" MIP	All Purpose Plug With O-Ring	50	5 lbs.

**NOTES:** \*Available in Gray, Dark Gray and Black. Add suffix GR for Gray, DGR for Dark Gray and BLK for Black.


\*\*Available in Gray and Black. Add suffix GR for Gray and BLK for Black.

### Vac Lock Safety Wall Fitting

W400BWHP		Vac Lock Safety Wall Fitting, White	10	2.5 lbs.
W400BLGP		Vac Lock Safety Wall Fitting, Lt. Gray	10	2.5 lbs.



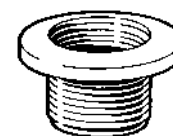
SP1419D



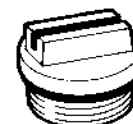
SP1421D



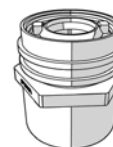
SP1418D



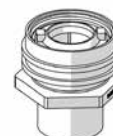
SP1022



SP1022C



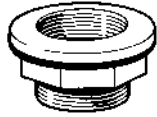
SP1044



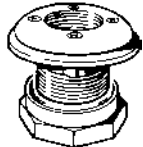
SP1044INS

# Fittings and Accessories

## Fittings & Accessories Buying Guide



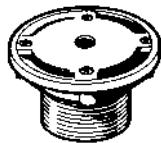
SP1023



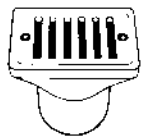
SP1408



SP1026



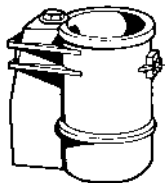
SP1425



SP1019



SP1040



SP1392

Model Number	Pipe Size	Description	Ctn. Qty.	Ctn. Weight
--------------	-----------	-------------	-----------	-------------

### Inlet Fittings – Vinyl/Fiberglass Pools, Spas, Hot Tubs

SP1023	1 1/2" FIP 1.5"	Threaded Return Fitting for Fiberglass	50	17 lbs.
SP1023S*	1 1/2" SKT	1 1/2" Socket Return Fitting for Fiberglass	50	17 lbs.
SP1023S2*	2" SKT	2" PVC Body Return Fitting for Fiberglass	50	23 lbs.
SP1023G	1 1/2" FIP	SP1023 Return Fitting With Sandwich Gasket for ABG Pools	50	19 lbs.
SP1026*	1 1/2" MIP	Grate Insert	50	4 lbs.
SP1408*	1 1/2" FIP	1 1/2" Threaded Return Fitting for Vinyl	50	28 lbs.
SP1408S2*	2" SKT	2" PVC Body Return Fitting for Vinyl	50	34 lbs.

### Wall/Floor Inlet Fittings – Concrete Pools

SP1424S	1 1/2" SKT x 2" MIP	Adjustable Inlet	50	26 lbs.
SP1425	1 1/2" FIP x 2" MIP	Adjustable Floor Inlet	50	27 lbs.
SP1425S	1 1/2" SKT x 2" MIP	Adjustable Floor Inlet	50	26 lbs.

### Deck Drains

SP1019**	1 1/2" FIP + 2" COUP	Socket/Deck Drain	50	25 lbs.
SP1019BA	—	Rectangular Grate, with screws	100	7 lbs.

### Lane Marker Anchors

SP1040		Bar Type Anchor, ABS (concrete pools)	50	23 lbs.
SPO404		Eyebolt Assembly, ABS – with locknut and gasket (vinyl, fiberglass pools)	50	18 lbs.

### Anchor Sockets

SP1392	1 1/2"	Anchor Socket, ABS, heavy-duty	50	26 lbs.
--------	--------	--------------------------------	----	---------

### Escutcheons

SP1041	1 1/2"	Escutcheon Plate, ABS	50	7 lbs.
SP1042	1 1/2"	Escutcheon Plate, ABS, Chrome Plated	50	7 lbs.

**NOTES:** \*Available in Gray, Dark Gray and Black. Add suffix GR for Gray, DGR for Dark Gray and BLK for Black.

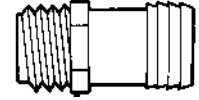
\*\*Also available in Gray and Black. Add suffix GR for Gray and BLK for Black.

# Accessories

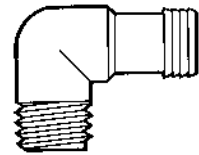
## MISCELLANEOUS ACCESSORIES

### Miscellaneous Accessories Buying Guide

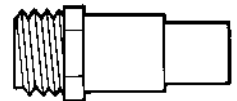
Model Number	Description	Ctn. Qty.	Ctn. Weight
<b>Hose Kit and Hose Adapters</b>			
SPX1105Z4	1 1/2" MIP x 1 1/2" Hose – Combination Insert Elbow	50	13 lbs.
SPX1082Z3	2" MIP x 1 1/2" Hose – Male (Smooth) Red. Adapter	50	8 lbs.
SPX1105Z2	1 1/2" MIP x 1 1/4" Hose – Male (Smooth) Red. Elbow Adapter	50	8 lbs.
SPX1105Z3	1 1/2" MIP x 1 1/2" Hose – Combination (Smooth) Elbow	50	8 lbs.
SPX1091Z4	1 1/2" MIP x 1 1/2" Hose – Male (Smooth) Adapter	50	5 lbs.
SPX1091Z7PAK2	1 1/2" MIP x 1 1/2" and 1 1/4" Hose Adapter (Set of 2)	25	12 lbs.
SPX1091Z9	1 1/2" MIP x 1 1/2" FIP – Threaded Extension Coupling	100	12 lbs.
<b>Pipe Plugs</b>			
SPX1600V	1/4" – Pipe Plug	100	1 lb.
SPX1051Z1	1 1/2" – Pipe Plug	100	8 lbs.
SP1022CBLK	1 1/2" – Threaded Plug With O-Ring – Black	100	7 lbs.
SPX1053Z1	2" – Pipe Plug	100	11 lbs.
SP1022C2BLK	2" – Threaded Plug With O-Ring – Black	100	9 lbs.
<b>Hose Clamps and Pressure Gauges</b>			
ECX18028	Stainless Steel Strap Clamp – 1 1/2" Hose	50	13 lbs.
ECX270861	1/4" Side Mount Pressure Gauge	100	26 lbs.
ECX271261	1/4" Side Mount Pressure Gauge with Indicators	50	15 lbs.
ECX27091	1/4" Back Mount Pressure Gauge	25	8 lbs.
ECX2712B1	1/4" Back Mount Pressure Gauge with Indicators	50	15 lbs.
<b>Miscellaneous</b>			
EC2024	Jet Action Cleaning Wand	10	4 lbs.
SPX0327	Jack's Formula 327 Multilube – 1 oz. Tube	50	4 lbs.
SP022310	10" Bobby Disposable Filter	20	13 lbs.



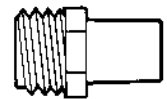
SPX1091Z2



SPX1105Z4



SPX1091Z7



SPX1091Z1

# Hydrotherapy Fittings

JETAIR® III SERIES SPA FITTINGS

Hayward's JetAir III and Adjustable JetAir III systems offer interchangeable jet nozzles, allowing for multiple configuration options to achieve the type of hydro-massage action you want, where you want it. With the adjustable JetAir III system, you can control the water and air flow right at the jet face providing a variety of therapy options at your fingertips.

## Features


- Nozzle interchangeability allows for custom jet configurations
- Balanced hydraulics let user mix and match jet nozzles without affecting performance of the system
- Universal nozzle retrofitability allows consumers to update to the nozzle of their choice at any time
- Modular packaging: A – Bodies/Bulkheads;  
B – Jet nozzles



SP1437 Whirl-Flo Jet




SP1434 VariFlo Jet




SP1434 VariFlo – Fully adjustable and directional

NOTE: Not for use with the adjustable JetAir III system.



SP1436 Pulse-Flo – Pulsation and rotation for the ultimate hydro-massage action



SP1437 Whirl-Flo – Powerful, fully directional whirlpool jet provides 10-30 GPM range

## Hydrotherapy Fitting Buying Guide

Model Number	Description	Ctn. Qty.	Ctn. Weight
--------------	-------------	-----------	-------------

### JetAir III Common Body Assembly

Includes combo air/water connection body, bulkhead fitting and gasket. All connections are socket.

SP1434PAKA*	1 1/2" air x 1 1/2" water	25	26 lbs.
SP14341PAKA	1" air x 1" water	15	15 lbs.
SP14343PAKA	1" air x 1 1/2" water	15	15 lbs.

Model Number	Description	Ctn. Qty.	Ctn. Weight
--------------	-------------	-----------	-------------

### JetAir III Nozzle Assembly

Fits both JetAir III and Adjustable JetAir III Systems

SP1434PAKB*	VariFlo Nozzle Assembly – Adjustable	25	6 lbs.
SP1436PAKB	Pulse-Flo Nozzle Assembly – Rotating	25	4 lbs.
SP1437PAKB	Whirl-Flo Nozzle Assembly – Whirlpool	25	3 lbs.

NOTE: \*Available in Gray and Dark Gray. Add suffix GR for Gray and DGR for Dark Gray. All nozzle assemblies will retrofit previously installed SP1434 Series JetAir III fittings.

### Accessories

SP1434T	Combination Tool for Bulkhead and Nozzle	50	20 lbs.
SP1434TP	Test Plug Tool	20	13 lbs.

# Hydrotherapy Fittings

JETAIR®, TURBO-BOOST AND SPA FITTINGS

## Hydrotherapy Fitting Buying Guide

Model Number	Pipe Size	Description	Ctn. Qty.	Ctn. Weight
<b>JetAir® Hydrotherapy Fittings</b>				
SP1430	1 1/2" FIP x 1 1/2" MIP	JetAir Fitting, for permanent installation. Fits any 1 1/2" FIP hub	50	20 lbs.
SP1430S	1 1/2" SKT x 1 1/2" MIP	JetAir Fitting, for permanent installation. Fits any 1 1/2" FIP hub	50	20 lbs.
SP1430T	—	JetAir Nozzle Removal Tool	25	11 lbs.
SP14311	1 1/2" MIP x 1 1/2" FIP	JetAir Fitting. For in-pool installation. Removable 18" air supply tube with cap and SP1420	25	25 lbs.
SP1433	1 1/2" FIP	JetAir Fitting Package. Includes SP1430 JetAir Fitting, SP1022 Receptacle, SP1420 Nozzle	50	34 lbs.
SP1433S	1 1/2" SKT	Same as SP1433, except includes SP1430S	50	34 lbs.
<b>Turbo-Boost Jets</b>				
SP1450T	1 1/2" SKT	Turbo-Boost Spa Jet Fitting. Includes body with high flow directional nozzle, bulkhead fitting, gasket and 1 1/2" sweep elbow	20	36 lbs.
SP1450WP2	—	Winterizing Plug with O-ring. For SP1450T Series	10	5 lbs.

## Spa Skimmer Buying Guide

Model Number	Pipe Size	Description	Ctn. Qty.	Ctn. Weight
<b>Surface Skimmers</b>				
SP1099S	1 1/2" SKT x 2" SLIP	Front Access Spa Skimmer with gasket, 1 1/4" screws, washers, nuts and face cover plate (white)	1	3 lbs.

## Spa Blower Buying Guide

Hayward Spa Blowers feature a unique rubber motor base for exceptionally quiet performance. Available in various voltages and horsepower ratings and designed for extended life, making it easy to find a match for any application.

Model Number	Horsepower	Voltage	Ctn. Qty.	Ctn. Weight
SPB101	1.0 H.P.	115 VAC	1	9 lbs.
SPB102	1.0 H.P.	230 VAC	1	9 lbs.
SPB151	1.5 H.P.	115 VAC	1	9 lbs.
SPB152	1.5 H.P.	230 VAC	1	9 lbs.
SPB201	2.0 H.P.	115 VAC	1	9 lbs.
SPB202	2.0 H.P.	230 VAC	1	9 lbs.





# Cleaning Equipment

POWER-VAC™ AND SUPER-VAC™

The Hayward Power-Vac and Super-Vac family of vacuum cleaning heads are molded of tough, durable thermoplastic and are engineered to handle all types and sizes of swimming pools. The 360° swivel hose connector allows you to easily maneuver the vac head in the pool, while the “see-thru” head lets you view the bottom while cleaning. These deluxe vac heads are the industry standard.

## Applications

- In-ground pools
- Above-ground pools

## Features

- “See-thru” design for fast and easy cleaning
- Long-wearing brushes quickly loosen tough algae spots
- Contoured shape provides for easy corner and step cleaning
- 360° swivel connector ends aggravating hose tangling
- Optional weight package for extra vacuuming convenience
- Supplied in professional point-of-sale packaging



SP1068 Super-Vac

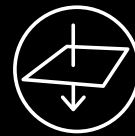


SP1067 Power-Vac

## Vacuum Cleaner Head Buying Guide

Model Number	Description	Ctn. Qty.	Ctn. Weight
<b>Vinyl, Fiberglass Pools</b>			
SP1067	12" Circular Vacuum Head. Wrap-around brush (1-piece). 1 1/2" hose connection. Quick-snap handle connector.	5	16 lbs.
SP1068	See-thru Triangular Vacuum Head with 3 brushes. 1 1/4" and 1 1/2" swivel hose connections included. Optional weights. Quick-snap handle connector. For in-ground and above-ground applications.	10	33 lbs.
SP1068DL	Deluxe Vacuum Head that includes the SP1068 package and three (3) 1/3 lb. weights	10	43 lbs.

# 2024 REPLACEMENT PARTS



# REPLACEMENT PARTS

# Table of Contents

Supersedes all price lists of prior dates. Please see Terms & Conditions of Sale, inside back cover.

## PUMPS

TriStar XL .....	146
TriStar VS 950/900 Omni .....	147
TriStar VS .....	148
TriStar XE .....	150
TriStar .....	151-152
EcoStar .....	153
Super II .....	154
Super Pump VS 700 Omni .....	155
Super Pump XE .....	156
Super Pump VS .....	157-158
Super Pump .....	159
MaxFlo VS 500 Omni .....	160
MaxFlo XE .....	161
MaxFlo VS .....	162-163
MaxFlo XL .....	164
MaxFlo II .....	165
MaxFlo .....	166
EZ Flo Pump .....	167
Booster Pump .....	168
PowerFlo Matrix .....	169
PowerFlo II .....	170
UltraPro .....	171
UltraMax .....	172
Turbo Injection .....	173
TurboFlo II .....	174

## FILTERS

SwimClear Cartridge .....	176-179
SwimClear Single Element .....	180-181
StarClear Plus Cartridge .....	182-183
StarClear Cartridge .....	184-185
StarClear II Cartridge .....	186-187
EasyClear & Micro StarClear Cartridge .....	188
VL Filter Series .....	189
DEP500 Series .....	190-191
ProGrid Vertical Grid D.E. ....	192-193
MicroClear Vertical Grid D.E. ....	194-195
Perflex® D.E. ....	196-197
ProSeries™ Plus Sand Filter .....	198-199
ProSeries Sand Filter .....	200-205
SwimPro .....	206
XStream Cartridge Filter .....	207

## HEATERS — PARTS DIAGRAMS

CSPA XI Series .....	208
Heat Pro VS .....	210-211
Heat Pro .....	212-215
HP31005T .....	216-217
HPXXBEE(1) Series .....	218-219
HPXXB(1) Series .....	220-221
HPXXAEE Series .....	222-225
HPXXA(1) Series .....	226-231
HPXXCL Series .....	232-235
HPXXCLEE(1) Series .....	236-247
Summit & HeatMaster .....	248-249
Universal HC Series Small Footprint Heater .....	250-251
Universal H-Series Low NOx Heater .....	252-253
H-Series Electronic .....	254-255
H-Series Millivolt/Electronic .....	256-257
H-Series 135K BTU – Above-Ground .....	258-259
H-Series Induced Draft .....	260-261
Heater Replacement Parts .....	262-264

## AUTOMATION & SANITIZATION

Actuator .....	265
Automation & Salt Chlorination .....	266-272

## CLEANERS

AquaVac 600 .....	274-275
AquaVac 250Li .....	276-277
AquaVac QC .....	248-279
eVac Pro & SharkVac XL .....	280-281
eVac & SharkVac .....	282-283
Navigator V-Flex .....	284-285
Navigator Pro .....	286-287
PoolVac V-Flex .....	288-289
PoolVac XL .....	290-291
AquaNaut 200/250 .....	292-293
AquaNaut 400/450 .....	294-295
Penguin/Whale/Diver Dave .....	296-297

### Parts Kits:

AquaBug/Penguin/Whale/Diver Dave .....	298-299
PoolVac & Navigator .....	300-301
Leaf Canisters .....	302
Skimmer Vacuum Plates .....	303

## GENERAL POOL/SPA EQUIPMENT

Underwater Lights & Accessories .....	304-307
Suction Outlets .....	308
Chlorine & Bromine Feeders .....	309
Automatic Skimmers .....	310-312
Diverter & Check Valves .....	313
Multiport Valves .....	314-316
Ball Valves .....	317
Unions .....	318
Fittings .....	319-320

## LITERATURE ORDER CENTER INFORMATION

Literature Order Center Information .....	321
---	-----

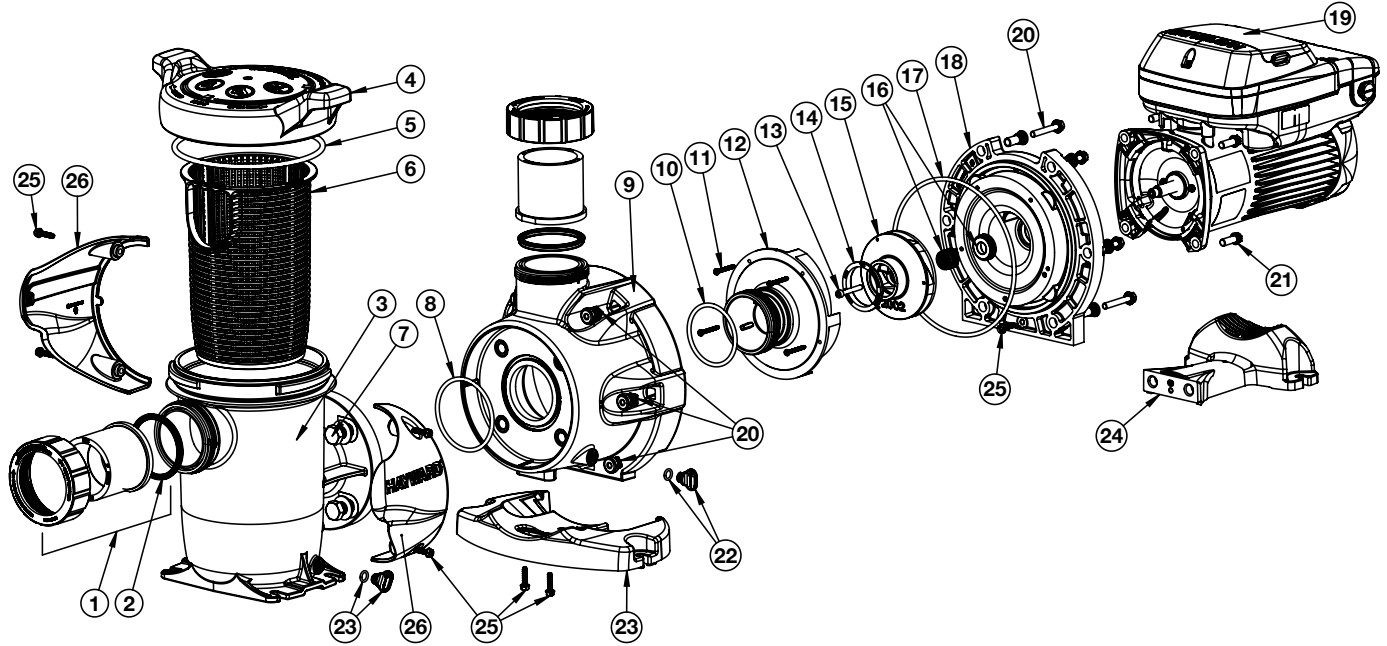
## Commercial Catalogue

# TriStar XL®

HCP 3000 PUMP SERIES (ENERGY EFFICIENT, FULL-RATED) REPLACEMENT PARTS

Pumps

## Part Diagram and Parts Listing

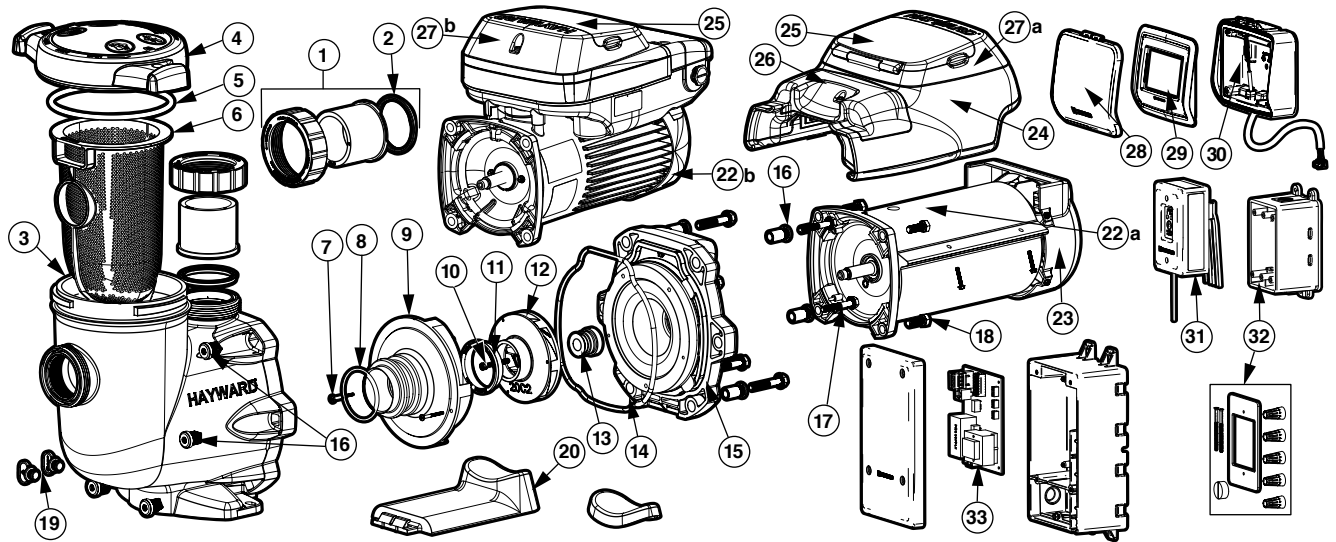


Ref. No.	Part No.	Description	Ctn. Qty.
1	HCXP3000UNKIT	Union Connector Kit (Includes Union Nut, Union Connector, Union Gasket (2 each))	5
2	HCXP3000UG	Union Gasket	10
3	HCXP3000H	Strainer Housing with Drain Plug	1
4	HCXP3000DLS	Strainer Cover Kit (Includes Strainer Cover, Lock Ring, O-Ring)	5
5	SPX4000S	Strainer Cover O-Ring	50
6	HCXP3000M	Strainer Basket	1
7	HCXP3000Z3	Strainer Housing Flange Bolt/Washer (4 each)	10
8	HCXP343V70	Strainer Housing Flange O-Ring	10
9	HCXP3000A	Pump Housing with Drain Plug	1
10	HCXP338V60	Diffuser O-Ring	10
11	SPX2700Z3SSPAK4	Diffuser Screws (4 Pack)	10
12	HCXP3000B	Diffuser, 2 – 5 HP	1
13	SPX3200Z1	Impeller Screw	50
14	HCXP3000R	Impeller Ring, 2 – 5 HP	10
15	HCXP3020C	2 HP Impeller with Impeller Screw	10
16	SPX4000SAV	Shaft Seal Assembly	10
17	HCXP369V70	Pump Housing O-Ring	10
18	HCXP3000E	Seal Plate	1
19	SPX3200LCD	Digital Control Interface Assembly	1
20	SPX3200Z3	Housing Bolt	50
21	SPX3200Z34PAK4	Motor Bolt (4 Pack)	10
22	SPX4000FG	Housing Plug With Gasket	50
23	HCXP3000F	Pump Housing Base	10
24	HCXP3000G	Motor Support Base	10
25	SPX1600Z5SS	Base Screws (7 Pack)	10
26	HCXP3000N250	Right and Left Side Plate Set, Platinum	5
—	HCXP3020Z1VSPE	Motor Power End	1

# Tristar® VS 900/950 Omni

PUMP SERIES REPLACEMENT PARTS

Parts for Pump Models: SP32950VSP, SP32900VSP, HL32950VSP, HL32900VSP



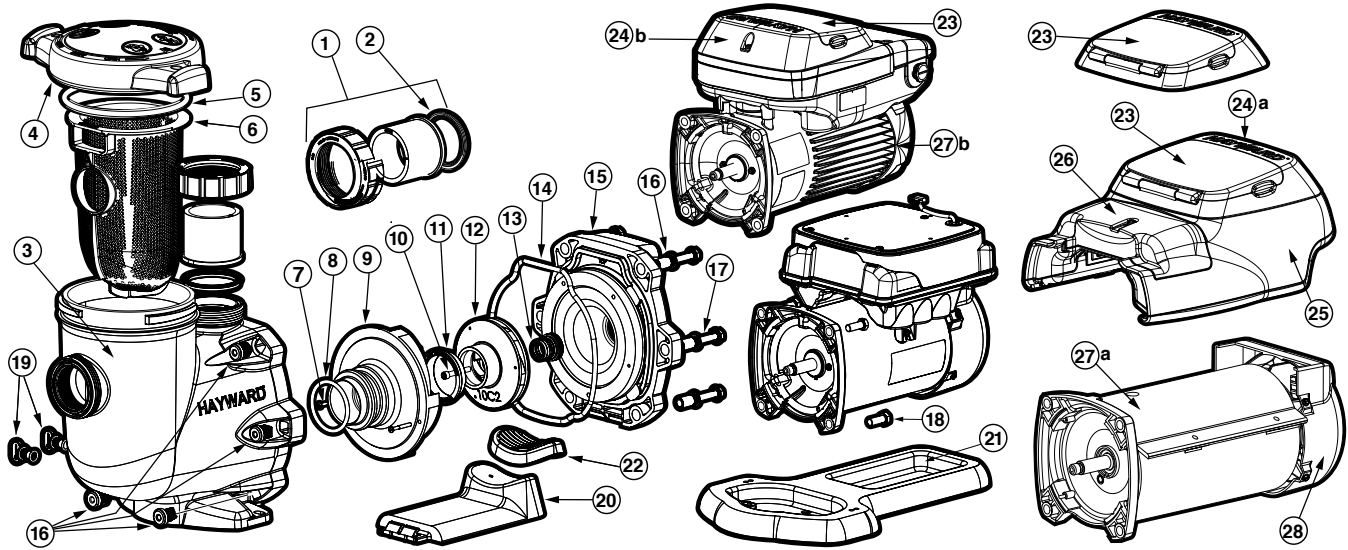
Ref. No.	Part No.	Description	Ctn. Qty.
1	SPX3200UNKIT	Union Connector Kit (Includes Union Nut, Union Connector, Union Gasket – 2 ea.)	10
2	SPX3200UG	Union Gasket	100
3	SPX3200A	Pump Strainer Housing, 2" x 2 1/2" with Drain Plugs, Threaded Style	1
4	SPX3200DLS	Strainer Cover Kit (Includes Strainer Cover, Lock Ring, O-Ring)	10
5	SPX3200S	Strainer Cover O-Ring	50
6	SPX3200M	Strainer Basket	2
7	SPX3200Z8	Diffuser Screw	50
8	SPX4000Z1	Diffuser O-Ring	50
9	SPX3200B3	Diffuser	5
10	SPX3200Z1	Impeller Screw	50
11	SPX3021R	Impeller Ring	50
12	SPX3220C	Impeller with Impeller Screw	10
13	SPX4000SAV	Viton® Shaft Seal Assembly	10
14	SPX3200T	Housing O-Ring	50
15	SPX3200E	Seal Plate	5
16	SPX3200Z211	Housing Insert/Seal Plate Spacer Kit	50
17	SPX3200Z3	Housing Bolt	50
18	SPX3200Z5PAK4	Motor Bolt Kit	50
19	SPX4000FG	Drain Plug with O-Ring	50
20	SPX3200GA	Bracket, Motor Support	5
21	SPX3200WF	Riser Base Aligns with Pentair® WhisperFlo® Ports	1
21	SPX3200SR	Riser Base Aligns with Sta-Rite® Max-E-Pro™, Max-E-Glas®, Dura-Glas® and Dura-Glass II® Ports	1
22a	SPX3400Z1ECM	Motor Assembly (before January 2019)	1
22b	SPX3206Z1VSPE	Motor and Drive Assembly (after January 2019)	1
23	SPX3400FAN	Motor Fan Shroud (before January 2019)	5
24	SPX3400DR	Motor Drive (Includes Digital Control Interface, before January 2019)	1
25	SPX3400DR4	Motor Drive Display Cover	5
26	SPX3400DR2	Motor Drive Wiring Cover (before January 2019)	5
27a	SPX3400LCD	Digital Control Interface Assembly (before January 2019)	1
27b	SPX3200LCD	Digital Control Interface Assembly (after January 2019)	1
28	HLXDCOVER	Sun Cover Replacement	5
29	HLXDLCD	LCD Disp Replacement	5
30	HLXDSPCASE	Case Replacement	1
31	HLX485RELAY	Replacement RS485 Relay	1
32	HLXJBOX	Replacement Jbox	1
33	HLXHIOPCB	OmniHub PCB	1
—	HLXHW5PK	OmniHub Hardware – Not Shown (5 pack)	10
—	HLXWHIP6	Omni 6 ft. Whip – Not Shown	5
—	SPX3400DRKIT	Wall Mount Kit for Digital Control Interface	5
—	SPX3400DRCBL	Wall Mount Display Cable	5
—	SPXHKIT100	H-KIT Quick Pump Repair (Includes items 5, 8, 13, 14 and Jack's Lube)	10
—	GLX-ACT-CONN	Actuator Connector	100
—	HLH485RELAY	Omni RS485 Smart Relay	1
—	HLX485100	RS485 100 ft. Extension	15
—	HLX485200	RS485 200 ft. Extension	5
—	HLXRLYLABL	Replacement Relay Label	10

# TriStar® VS

## SP3200VSP PUMP SERIES REPLACEMENT PARTS

Pumps

Parts for Pump Models: SP3200VSP, (W3)SP3202VSP, SP3200VSPND, SP3202VSPND, (W3)SP3206VSP, SP3206VSPVR



Ref. No.	Part No.	Description	Ctn. Qty.
1	SPX3200UNKIT	Union Connector Kit (Includes Union Nut, Union Connector, Union Gasket – 2 ea.)	10
2	SPX3200UG	Union Gasket	100
3	SPX3200A	Pump Strainer Housing, 2" x 2 1/2" with Drain Plugs, Threaded Style	1
4	SPX3200DLS	Strainer Cover Kit (Includes Strainer Cover, Lock Ring, O-Ring)	10
5	SPX3200S	Strainer Cover O-Ring	50
6	SPX3200M	Strainer Basket	2
7	SPX3200Z8	Diffuser Screw	50
8	SPX4000Z1	Diffuser O-Ring	50
9	SPX3200B3	Diffuser	5
10	SPX3200Z1	Impeller Screw	50
11	SPX3021R	Impeller Ring	50
12	SPX3210C	Impeller with Impeller Screw (SP3200VSP, SP3202VSP, SP3200VSPND, SP3202VSPND, W3SP3202VSP)	10
—	SPX3220C	Impeller with Impeller Screw (SP3206VSP, SP3206VSPVR, W3SP3206VSP)	10
13	SPX3200SA	Shaft Seal Assembly	10
14	SPX3200T	Housing O-Ring	50
15	SPX3200E	Seal Plate	5
16	SPX3200Z211	Housing Insert/Seal Plate Spacer Kit	50
17	SPX3200Z3	Housing Bolt	50
18	SPX3200Z5	Motor Bolt	50
19	SPX4000FG	Drain Plug with O-Ring	50
20	SPX3200GA	Bracket, Motor Support	5
21	SPX3200WF	Riser Base Aligns with Inlet Port of Pentair® WhisperFlo® Pump	1
—	SPX3200SR	Riser Base Aligns with Sta-Rite® Max-E-Pro™, Max-E-Glas®, Dura-Glas® and Dura-Glass II® Ports	1
22	SPX3200Q2	Adapter-Motor Support	100
23	SPX3400DR4	Motor Drive Display Cover (Cover only)	5
24a	SPX3400LCD	Digital Control Interface (SP3206VSP and SP3206VSPR, before January 2019)	1
24b	SPX3200LCD	Digital Control Interface Assembly (1.85 hp [all], 2.7 hp [after January 2019])	1
25	SPX3400DR	Motor Drive – Includes Digital Control Interface (SP3206VSP)	1
—	SPX3400DRVR	Motor Drive, SVRS – Includes Digital Control Interface (SP3206VSPVR)	1
26	SPX3400DR2	Motor Drive Wiring Cover	5
27a	SPX3400Z1ECM	Motor Assembly (before January 2019)	1
27b	SPX3206Z1VSPE	Motor and Drive Assembly (after January 2019)	1
28	SPX3400FAN	Motor Fan Shroud (before January 2019)	5
—	SPX3400DRKIT	Wall Mount Kit	5
—	SPX3400DRCBL	Wall Mount Display Cable	5
—	SPXHKIT100	H-KIT Quick Pump Repair for TriStar® (Includes items 5, 8, 13, 14 and Jack's Lube)	10
—	SPX3202Z1VSPE	Power End Assembly for SP3200VSP (Includes parts #7-15 and 18, Motor, Drive and Display)	1
—	SPX3202Z1VSPE	Power End Assembly (No Display "ND" Models) (Includes parts #7-15 and 18, Motor and Drive)	1
—	SPX3202Z1VSPE	Assembly for SP3202VSP (Includes parts #7-15 and 18, Motor and Drive)	1
—	SPX3200DRCC	Communication Cable for VS Pump	5

# MEET THE HAYWARD ENERGY STAR<sup>®</sup> CERTIFIED LINEUP.



OUR COMPLETE LINEUP OF VARIABLE-SPEED PUMPS IS ELIGIBLE FOR LOCAL UTILITY REBATES THROUGH THE ENERGY STAR<sup>®</sup> REBATE PROGRAM\*.



MAXFLO<sup>®</sup> VS 500

SUPER PUMP<sup>®</sup> VS 700

TRISTAR<sup>®</sup> XL


TRISTAR<sup>®</sup> VS 900 & 950



Programmable to optimize energy efficiency without compromising performance.



Quieter operation, better filtration and lower hydraulic stress on other pool pad products.



Dynamic control of pump speed in harmony with water features can produce dramatic backyard effects.

\*Rebates available through ENERGY STAR<sup>®</sup>'s rebate program where applicable.

Hayward, Hayward & Design, the H logo, MaxFlo, Super Pump, TriStar, Hayward We Build Better, and We Build Better, are registered trademarks of Hayward Industries, Inc. ENERGY STAR and the ENERGY STAR mark are registered trademarks owned by the U.S. Environmental Protection Agency. © 2023 Hayward Industries, Inc.



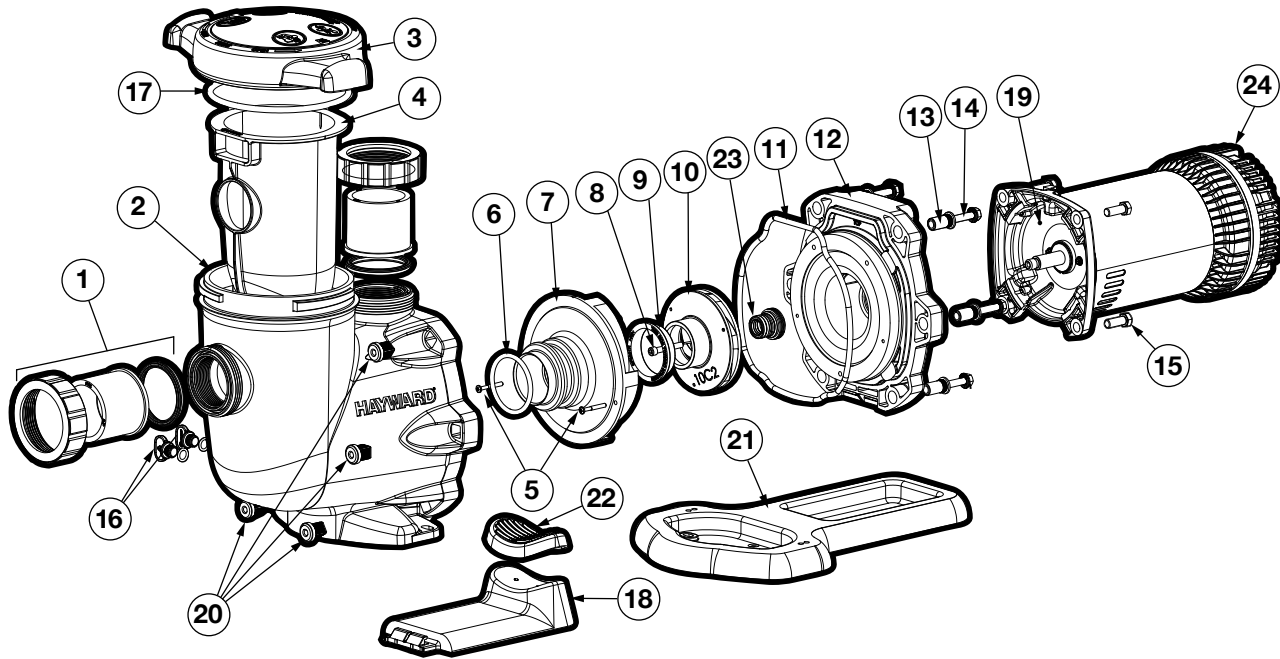
We Build Better<sup>®</sup>

# TriStar® XE

## PUMP SERIES REPLACEMENT PARTS

Parts for Pump Models: SP3207X10XE, SP3210X15XE, SP3215X20XE

Pumps

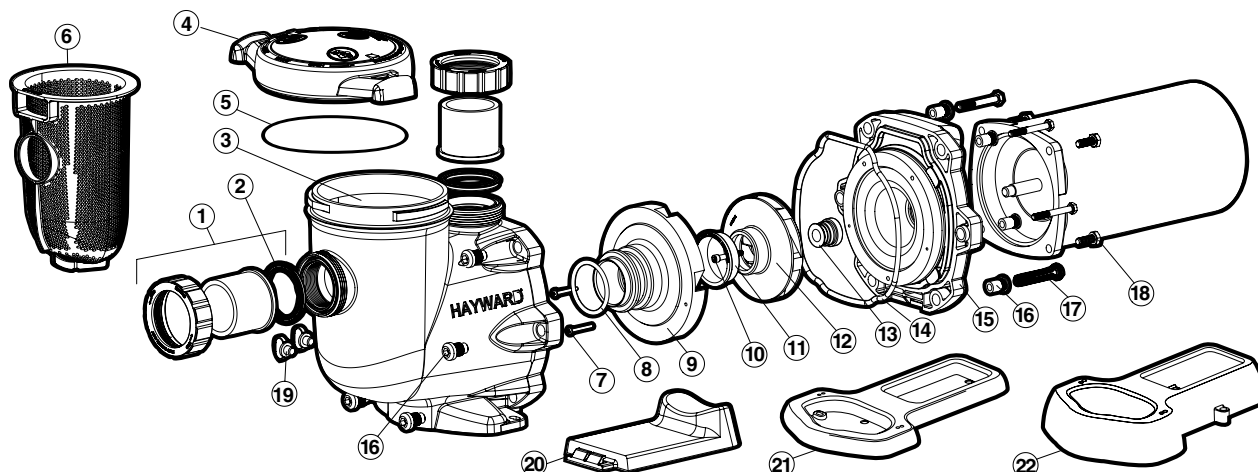


Ref. No.	Part No.	Description	Ctn. Qty.
1	SPX3200UNKIT	Union Connector Kit (Includes 2 Nuts, Connectors, Gaskets)	10
2	SPX3200A	Pump Strainer Housing, 2" x 2 1/2" with Drain Plugs	1
3	SPX3200DLS	Strainer Cover Kit (Includes Strainer Cover, Lock Ring, O-Ring)	10
4	SPX3200M	Strainer Basket	2
5	SPX3200Z8	Diffuser Screw	50
6	SPX4000Z1	Diffuser O-Ring	50
7	SPX3200B3	Diffuser	5
8	SPX3200Z1	Impeller Screw	50
9	SPX3021R	Impeller Ring	50
10a	SPX3207C	1.25 THP Impeller with Impeller Screw	10
10b	SPX3210C	1.85 THP Impeller with Impeller Screw	10
10c	SPX3215C	2.25 THP Impeller with Impeller Screw	10
11	SPX3200T	Housing O-Ring	50
12	SPX3200E	Seal Plate	5
13	SPX3200Z211	Housing Insert/Seal Plate Spacer Kit	50
14	SPX3200Z3	Housing Bolt	50
15	SPX3200Z5PAK4	Motor Bolt (package of 4)	50
16	SPX4000FG	Drain Plug with O-Ring	50
17	SPX3200S	Strainer O-Ring	50
18	SPX3200GA	Motor Support	5
19a	SPX3207X10XEPE	1.25 H.P. Power End (Includes items 5–12, 15, 18, 19, 22, 23)	1
19b	SPX3210X15XEPE	1.85 H.P. Power End (Includes items 5–12, 15, 18, 19, 22, 23)	1
19c	SPX3215X20XEPE	2.25 H.P. Power End (Includes 5–12, 15, 18, 19, 22, 23)	1
20	SPX3200Z211	Housing Insert/Seal Plate Spacer Kit	50
21a	SPX3200WF	Optional Riser Base (aligns with Pentair® WhisperFlo® pump)	1
21b	SPX3200SR	Optional Riser Base (aligns with Pentair WhisperFlo pump)	1
22	SPX3200Q2	Motor Support Adapter	100
23a	SPX3200SA	Shaft Seal Assembly	10
23b	SPX4000SAV	Shaft Seal Assembly (Viton®)	10
24	SPXBTNXE	XE Button Replacement	1

Replacement dedicated-purpose pool pump motors that are single-phase and 0.5 Total HP or greater but not variable speed cannot be offered for final retail sale in California per Title 20 CCR Section 1601-1609.



Parts for Pump Models: SP3205EE, SP3207EE, SP3210(2)EE, SP3215(2)EE, SP3220(2)EE, SP3250EE, SP323063EE, SP36075EE, SP36120EE



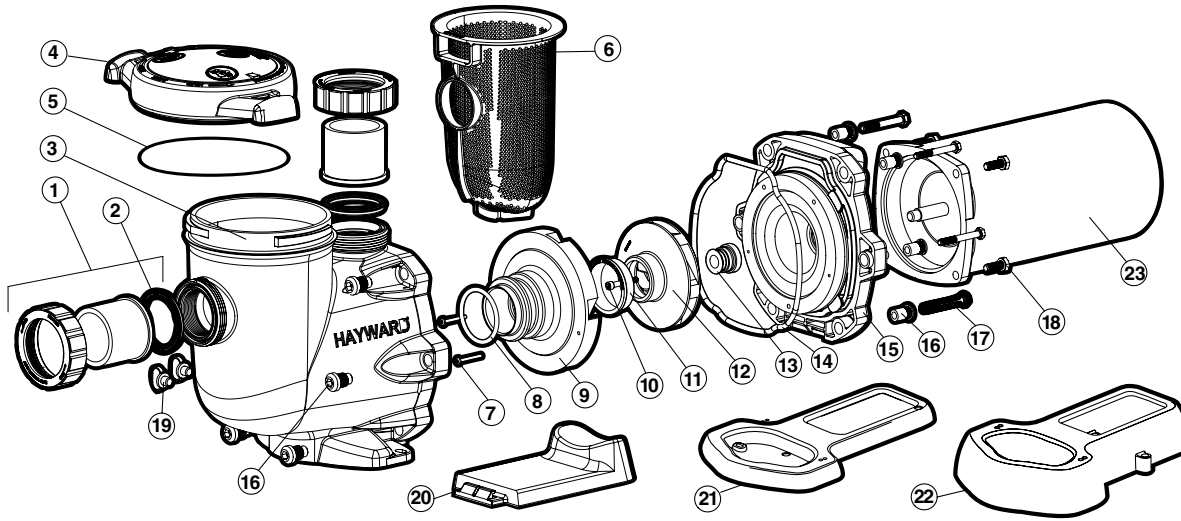
Ref. No.	Part No.	Description	Ctn. Qty.
1	SPX3200UNKIT	Union Connector Kit (Includes Nut, Connector, Gasket)	10
2	SPX3200UG	Union Gasket (T-seal), 50 duro EPDM (2 per pack)	100
3	SPX3200A	Pump Strainer Housing, 2" x 2" with Drain Plugs, Threaded Style	1
4	SPX3200DLS	Strainer Cover Kit (Includes Strainer Cover, Lock Ring, O-Ring)	10
5	SPX3200S	Strainer Cover O-Ring	50
6	SPX3200M	Strainer Basket	2
7	SPX3200Z8	Diffuser Screws (2 per)	50
8	SPX4000Z1	Diffuser O-Ring	50
9	SPX3200B3	Diffuser	5
10	SPX3200Z1	Impeller Screw	50
11	SPX3021R	Impeller Ring	50
12	SPX3205C	Impeller for 1/2 H.P. with Impeller Screw	10
12	SPX3207CM	Impeller for 3/4 H.P. with Impeller Screw	10
12	SPX3210C	Impeller for 1 H.P. with Impeller Screw	10
12	SPX3215C	Impeller for 1 1/2 H.P. with Impeller Screw	10
12	SPX3220C	Impeller for 2 H.P. with Impeller Screw	10
12	SPX3230C	Impeller for 3 H.P. with Impeller Screw	10
12	SPX3230C5	Impeller for 5 H.P. with Impeller Screw	10
13	SPX3200SA	Shaft Seal Assembly	10
14	SPX3200T	Housing O-Ring	50
15	SPX3200E	Seal Plate	5
16	SPX3200Z211	Housing Insert and Seal Plate Spacer Kit	50
17	SPX3200Z3	Housing Bolt	50
18	SPX3200Z5	Motor Bolt	50
19	SPX4000FG	Drain Plug with O-Ring	50
20	SPX3200GA	Bracket, Motor, Support	5
21	SPX3200WF	Riser Base Aligns with Pentair® WhisperFlo® Ports	1
22	SPX3200SR	Riser Base Aligns with Sta-Rite® Max-E-Pro™, Max-E-Glas®, Dura-Glas® and Dura-Glass II® Ports	1
—	SPXHKIT100	H-KIT Quick Pump Repair for TriStar (Includes items 5, 8, 13, 14 and Jack's Lube)	10
<b>Power Ends*/Motor Part No.</b>			
	SPX3205Z1PE/SPX3205Z1BER	1/2 H.P. Energy Efficient Full Rate	1
	SPX3207Z1PE/SPX3207Z1BER	3/4 H.P. Energy Efficient Full Rate	1
	SPX3210Z1PE/SPX3210Z1BER	1 H.P. Energy Efficient Full Rate	1
	SPX3215Z1PE/SPX3215Z1BER	1 1/2 H.P. Energy Efficient Full Rate	1
	SPX3220Z1PE/SPX3220Z1BER	2 H.P. Energy Efficient Full Rate	1
	SPX3230Z1PE/SPX3230Z1BER	3 H.P. Energy Efficient Full Rate	1
	SPX3250Z1PE/SPX3240Z1MER	5 H.P. Energy Efficient Full Rate	1
	SPX3210Z2PE/SPX3210Z2BER	1 H.P. 2 speed Energy Efficient Full Rate	1
	SPX3215Z2PE/SPX3215Z2BER	1 1/2 H.P. 2 speed Energy Efficient Full Rate	1
	SPX3220Z2PE/SPX3220Z2BER	2 H.P. 2 speed Energy Efficient Full Rate	1
	SPX3220Z1PE3V/SPX3220Z1DRV	2 H.P. 3 phase Energy Efficient Full Rate	1
	SPX3230Z1PE3	3 H.P. 3 phase Energy Efficient Full Rate	1
	SPX3605Z1BER	Motor - Waterfall 75-120 GPM	1

NOTE: \*Power End includes Motor, Seal Plate, Seal Diffuser (Includes Ref. #7-18 and Motor)

# TriStar® Waterfall

## PUMP SERIES REPLACEMENT PARTS

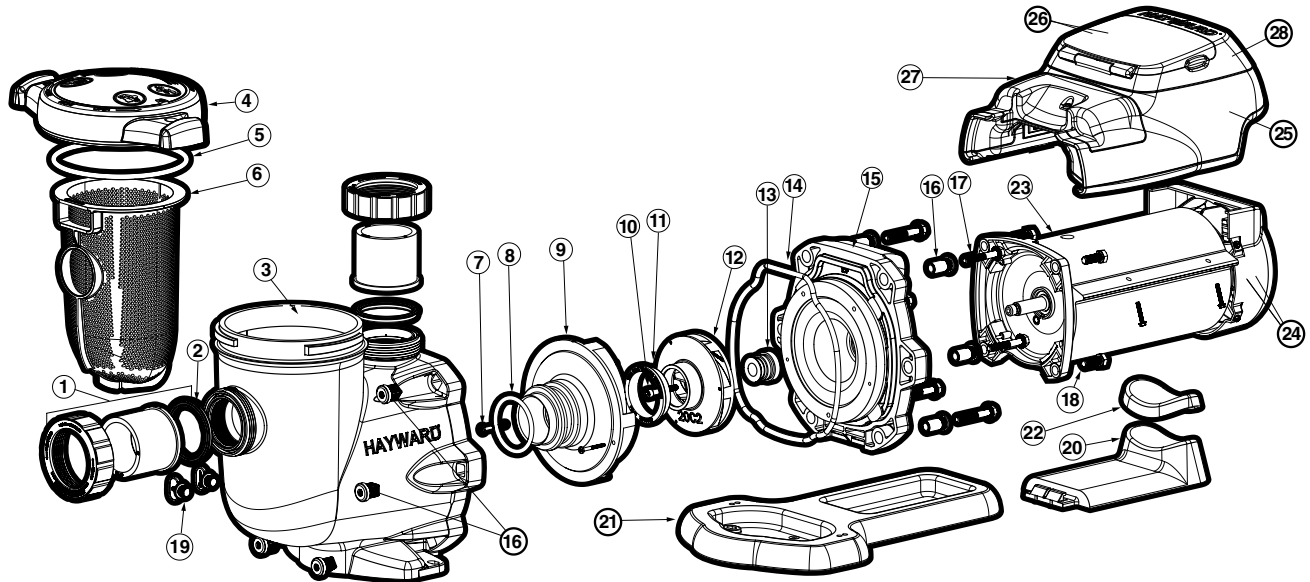
Parts for Pump Models: SP36075EE, SP36120EE, SP3220VSC, SP3220VSCAQL



Ref. No.	Part No.	Description	Ctn. Qty.
<b>Waterfall Pumps</b>			
1	SPX3200UNKIT	Union Connector Kit (Includes Nut, Connector, Gasket)	10
2	SPX3200UG	Union Gasket (T-seal), 50 duro EPDM (2 per pack)	100
3	SPX3200A	Pump Strainer Housing, 2" x 2" with Drain Plugs, Threaded Style	1
4	SPX3200DLS	Strainer Cover Kit (Includes Strainer Cover, Lock Ring, O-Ring)	10
5	SPX3200S	Strainer Cover O-Ring	50
6	SPX3200M	Strainer Basket	2
7	SPX3200Z8	Diffuser Screws (2 per)	50
8	SPX4000Z1	Diffuser O-Ring	50
9	SPX3200B3	Diffuser	5
10	SPX3200Z1	Impeller Screw	50
11	SPX3021R	Impeller Ring	50
12	SPX3220C	Impeller for 75 GPM with Impeller Screw	10
12	SPX3230CU	Impeller for 120 GPM with Impeller Screw	10
13	SPX3200SA	Shaft Seal Assembly	10
14	SPX3200T	Housing O-Ring	50
15	SPX3200E	Seal Plate	5
16	SPX3200Z211	Housing Insert and Seal Plate Spacer Kit	50
17	SPX3200Z3	Housing Bolt	50
18	SPX3200Z5	Motor Bolt	50
19	SPX4000FG	Drain Plug with O-Ring	50
20	SPX3200GA	Bracket, Motor, Support	5
21	SPX3200WF	Riser Base Aligns with Pentair® WhisperFlo® Ports	1
22	SPX3200SR	Riser Base Aligns with Sta-Rite® Max-E-Pro™, Max-E-Glas®, Dura-Glas® and Dura-Glass II® Ports	1
23	SPX3605Z1BER	Motor – Waterfall, 75-120 GPM	1
—	SPXHKIT100	H-KIT Quick Pump Repair for TriStar (Includes items 5, 8, 13, 14 and Jack's Lube)	10

**NOTE:** \*Interface assemblies include user interface board mounted to interface panel, and RS485 data cable.

### Parts for Pump Models: SP3400VSP, SP3400VSPVR



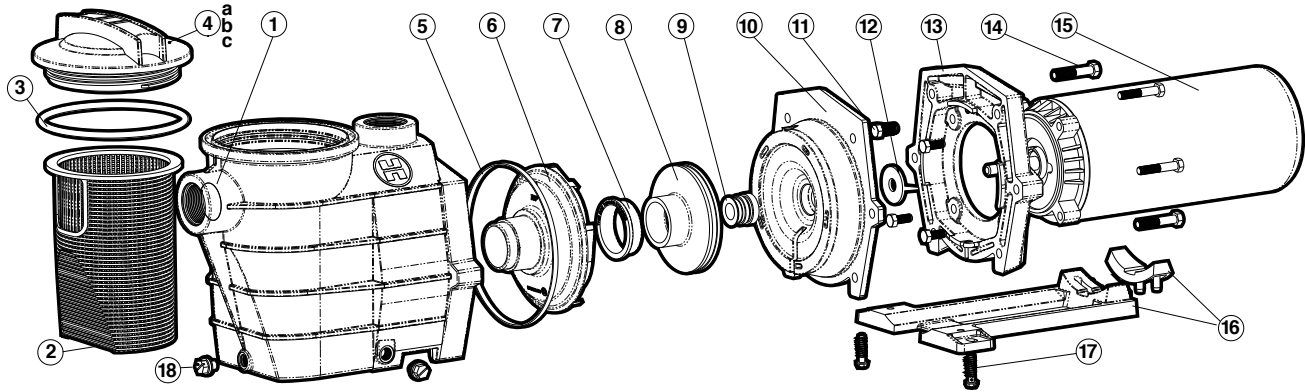
Ref. No.	Part No.	Description	Ctn. Qty.
1	SPX3200UNKIT	Union Connector Kit (Includes Union Nut, Union Connector, Union Gasket – 2 ea.)	10
2	SPX3200UG	Union Gasket	100
3	SPX3200A	Pump Strainer Housing, 2" x 2 1/2" with Drain Plugs, Threaded Style	1
4	SPX3200DLS	Strainer Cover Kit (Includes Strainer Cover, Lock Ring, O-Ring)	10
5	SPX3200S	Strainer Cover O-Ring	50
6	SPX3200M	Strainer Basket	2
7	SPX3200Z8	Diffuser Screw	50
8	SPX4000Z1	Diffuser O-Ring	50
9	SPX3200B3	Diffuser	5
10	SPX3200Z1	Impeller Screw	50
11	SPX3021R	Impeller Ring	50
12	SPX3220C	Impeller with Impeller Screw	10
13	SPX3200SA	Shaft Seal Assembly	10
14	SPX3200T	Housing O-Ring	50
15	SPX3200E	Seal Plate	5
16	SPX3200Z211	Housing Insert/Seal Plate Spacer Kit	50
17	SPX3200Z3	Housing Bolt	50
18	SPX3200Z5PAK4	Motor Bolt Kit	50
19	SPX4000FG	Drain Plug with O-Ring	50
20	SPX3200GA	Bracket, Motor Support	5
21	SPX3200WF	Riser Base Aligns with Pentair® WhisperFlo® Ports	1
21	SPX3200SR	Riser Base Aligns with Sta-Rite® Max-E-Pro™, Max-E-Glas®, Dura-Glas® and Dura-Glass II® Ports	1
22	SPX3200Q	Adapter-Motor Support	100
23	SPX3400Z1ECM	Motor Assembly	1
24	SPX3400FAN	Motor Fan Shroud	5
25	SPX3400DR	Motor Drive (Includes Digital Control Interface)	1
25	SPX3400DRVR	Motor Drive, SVRS (Includes Digital Control Interface)	1
26	SPX3400DR4	Motor Drive Display Cover	5
27	SPX3400DR2	Motor Drive Wiring Cover	5
28	SPX3400LCD	Digital Control Interface Assembly	1
—	SPX3400DRKIT	Wall Mount Kit for Digital Control Interface	5
—	SPX3400DRCBL	Wall Mount Display Cable	5
—	SPXHKIT100	H-KIT Quick Pump Repair for EcoStar and TriStar (Includes items 5, 8, 13, 14 and Jack's Lube)	10
—	GLX-ACT-CONN	Actuator Connector	100
—	SPX3200DRCC	Communication Cable for VS Pump	5

# Super II™

## SP3000X PUMP SERIES (MAX-RATED) REPLACEMENT PARTS

Pumps

Parts for Pump Models: SP3005X7, (W3)SP3007X10(2), (W3)SP3010X15(2), (W3)SP3015X20(2), (W3)SP3020X25(2), SP3025X30



Ref. No.	Part No.	Description	Ctn. Qty.	No. Req'd
1	SPX3000AA	Pump Housing/Strainer, 1 1/2" x 1 1/2", with Drain Plugs	1	1
1	SPX3100AAZ	Pump Housing/Strainer, 1 1/2" x 1 1/2", with Drain Plugs, Threaded Style	1	1
1	SPX3020AA	Pump Housing/Strainer, 2" x 2", with Drain Plugs	1	1
1	SPX3120AAZ	Pump Housing/Strainer, 2" x 2", with Drain Plugs, Threaded Style	1	1
2	SPX3000M	Basket	5	1
3	SPX3000S	Strainer Cover O-Ring	20	1
4a	SPX3000D	Strainer Cover, Hand-Knob Style, Clear	10	1
4b	SPX3100D	Strainer Cover, Threaded Style	10	1
4c	SPX3100DB	Strainer Cover for Biguanide Sanitizers NOT Pressure Testable	10	1
—	SP3100T	Pump Lid Removal Tool	25	1
5	SPX3000T	Housing Gasket	20	1
—	SPX1600R	Diffuser Gasket – Not Shown	25	1
—	SPXHKIT2	H-KIT Quick Pump Repair for Super II (Includes items 3, 5, 9, SPX1600R and Jack's Lube)	10	1
6	SPX2600B	Diffuser, for 3/4 through 2 H.P. (1987 and Prior)	10	1
6	SPX3000BN	Diffuser, for 3/4 through 1 1/2 H.P. (after 1988)	10	1
6	SPX3000B	Diffuser, for 2 1/2 and 3 H.P. (1989 and Prior)	10	1
6	SPX3021B	Diffuser, for 2, 2 1/2 and 3 H.P. (after 1990)	10	1
7	SPX3005R	Impeller Ring – 3/4 through 2 H.P. (3000 Series Impellers only)	50	1
7	SPX3021R	Impeller Ring – 2 1/2 through 3 H.P. (3000 Series Impellers only)	50	1
9	SPX1600Z2	Seal Assembly	10	1
10	SPX3020E	Seal Plate, for SP3000 Series Impellers	8	1
11	SPX0125Z44	Motor Cap Screw (Set of 4)	20	4
12	SPX0125F	Slinger	50	1
13	SPX3000F	Motor Mounting Plate	10	1
14	SPX1600Z4	Housing Cap Screw	25	6
—	SPX3000Z26	Washer, 3/8" – for cap screw (Set of 6) – Not Shown	1	6
16	SPX3000GA	Mounting Bracket with Adapter and 2 Cap Screws	10	1
17	SPX1600Z52	Mounting Foot Cap Screw (Set of 2)	1	2
18	SPX1600V	1/4" Drain Plug (1991 and Prior)	50	2
18	SPX4000FG	1/4" Drain Plug with Gasket	50	2

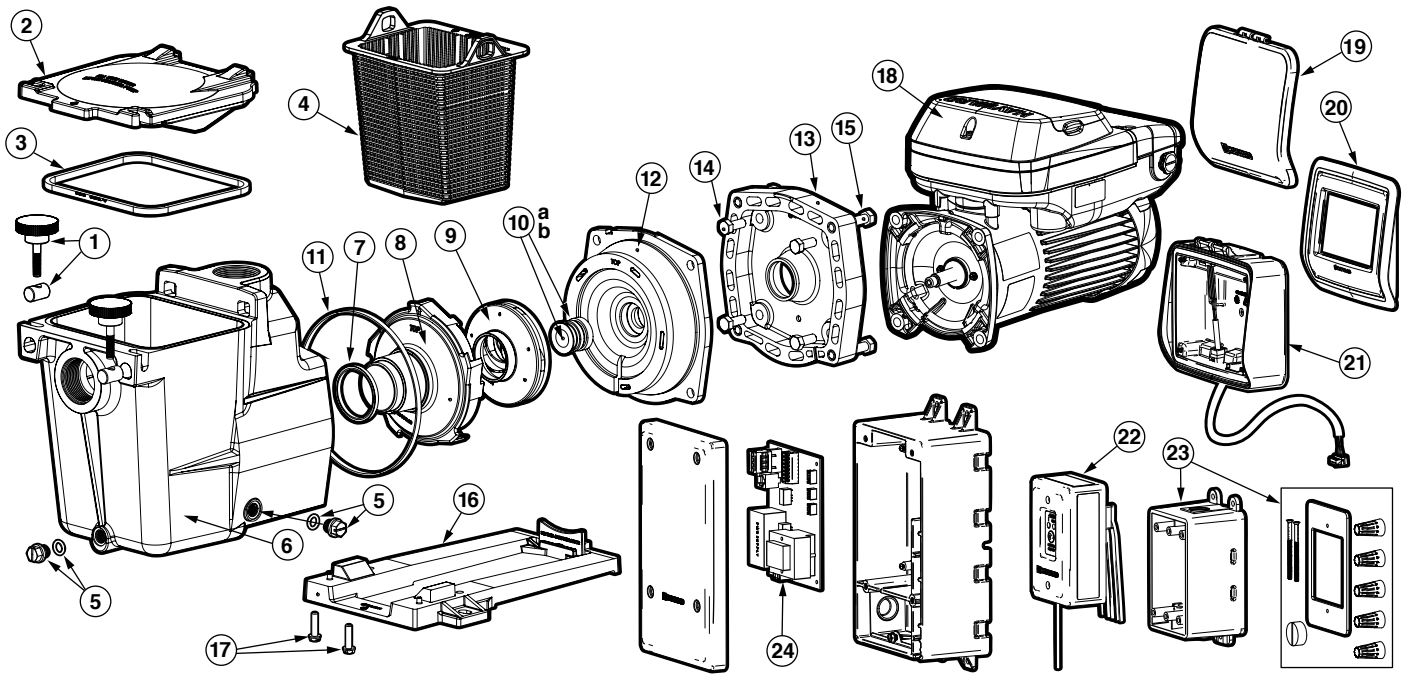
**Parts listed below must be ordered for specific model and H.P.:**

8	SPX3016C	Impeller, for 2 H.P.	25	1
8	SPX3021C	Impeller, for 2 1/2 H.P.	20	1
8	SPX3026C	Impeller, for 3 H.P.	20	1
15	SPX1605Z1M	Motor, 3/4 H.P., Threaded Shaft (Single Phase, 60 Cycle 115/230V)	1	1
15	SPX1607Z1M	Motor, 1 H.P., Threaded Shaft (Single Phase, 60 Cycle 115/230V)	1	1
15	SPX1610Z1M	Motor, 1 1/2 H.P., Threaded Shaft (Single Phase, 60 Cycle 115/230V)	1	1
15	SPX1615Z1M	Motor, 2 H.P., Threaded Shaft (Single Phase, 60 Cycle 115/230V)	1	1
15	SPX1620Z1M	Motor, 2 1/2 H.P., Threaded Shaft (Single Phase, 60 Cycle 230V)	1	1
15	SPX1625Z1M	Motor, 3 H.P., Threaded Shaft (Single Phase, 60 Cycle 230V)	1	1
15	SPX1610Z2M	Motor, 1 1/2 H.P., Threaded Shaft, 2-speed (Single Phase, 60 Cycle 230V)	1	1
15	SPX1615Z2M	Motor, 2 H.P., Threaded Shaft, 2-speed (Single Phase, 60 Cycle 230V)	1	1
15	SPX1620Z2M	Motor, 2 1/2 H.P., Threaded Shaft, 2-speed (Single Phase, 60 Cycle 230V)	1	1

# Super Pump VS 700 Omni

REPLACEMENT PARTS

Parts for Pump Models: HL2670020VSP



Ref. No.	Part No.	Description	Ctn. Qty.
1	SPX1600PN	Swivel Nut and Hand Knob	100
2	SPX1600D	Strainer Cover	10
3	SPX1600S	Strainer Cover Gasket	50
4	SPX1600M	Basket	20
5	SPX1700FG	Drain Plug with Gasket	50
6	SPX1600AA	Pump/Strainer Housing with Gasket	1
7	SPX1600R	Diffuser Gasket	25
8	SPX2600B	Diffuser	10
9	SPX2610C	Impeller for SP2603VSP and SP2670010X15	20
10	SPX2607C	Impeller for SP26115VSP and SP2670007X10	10
11	SPX1600Z2VIT	Viton® Shaft Seal Assembly	10
12	SPX1600T	Housing Gasket	50
13	SPX2600E5	Seal Plate	10
14	SPX1600F5	Motor Mounting Plate	10
15	SPX0125Z44	Motor Cap Screws (Set of 4)	20
16	SPX1600Z4	Housing Cap Screw	25
17	SPX2600G1	Mounting Foot (Includes Screws)	10
18	SPX1600Z52	Mounting Foot Screws (Set of 2)	1
19	SPX3400DR4	Motor Drive Display Cover (Cover only)	5
20	HLXDCCOVER	Sun Cover Replacement	5
21	HLXDLCD	LCD Disp Replacement	5
22	HLXDSPCASE	Case Replacement	1
23	HLX485RELAY	Replacement RS485 Relay	1
24	HLXJBOX	Replacement Jbox	1
—	HLX485100	RS485 100 ft. Extension	15
—	HLXHW5PK	OmniHub Hardware - Not Shown (5 pack)	10
—	HLXWHIP6	Omni 6 ft. Whip - Not Shown	5
—	HLH485RELAY	Omni RS485 Smart Relay	1
—	SPX3200LCD	Digital Control Interface Assembly	1
—	SPX3400DRKIT	Wall Mount Kit	5
—	SPXHKT3	Quick Fix Kit (Includes #3, 7, 10, 11 and Jack's Lube)	10
—	HLX485200	RS485 200 ft. Extension	5
—	HLXHIOPCB	OmniHub PCB	1
—	HLXRLYLABL	Replacement Relay Label	10
—	SPX3200DRCC	Communication Cable for VS Pump	5

**POWER END**

—	SPX2603Z1VSPPE	Power End Assembly for SP2603VSP (Includes #7-14, motor and drive)	1
---	----------------	--	---

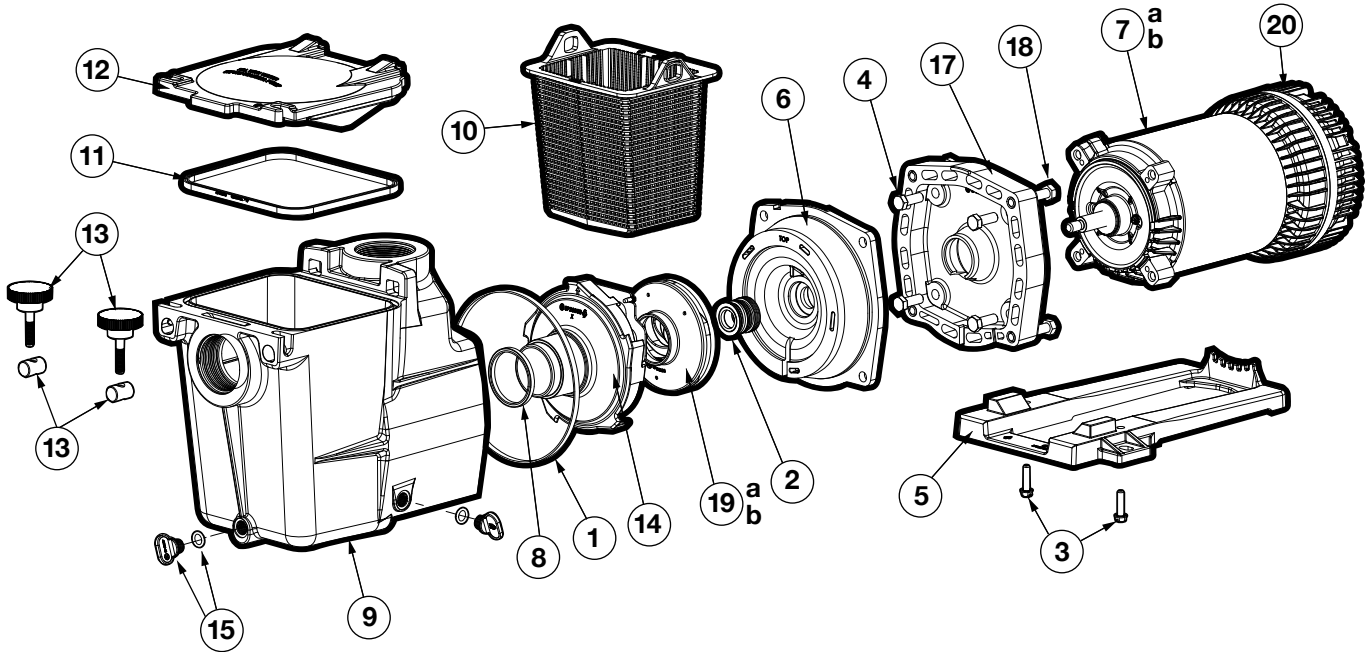
Pumps

# Super Pump™ XE

PUMP SERIES REPLACEMENT PARTS

Pumps

Parts for Pump Models: SP2610X15XE, SP2615X20XE



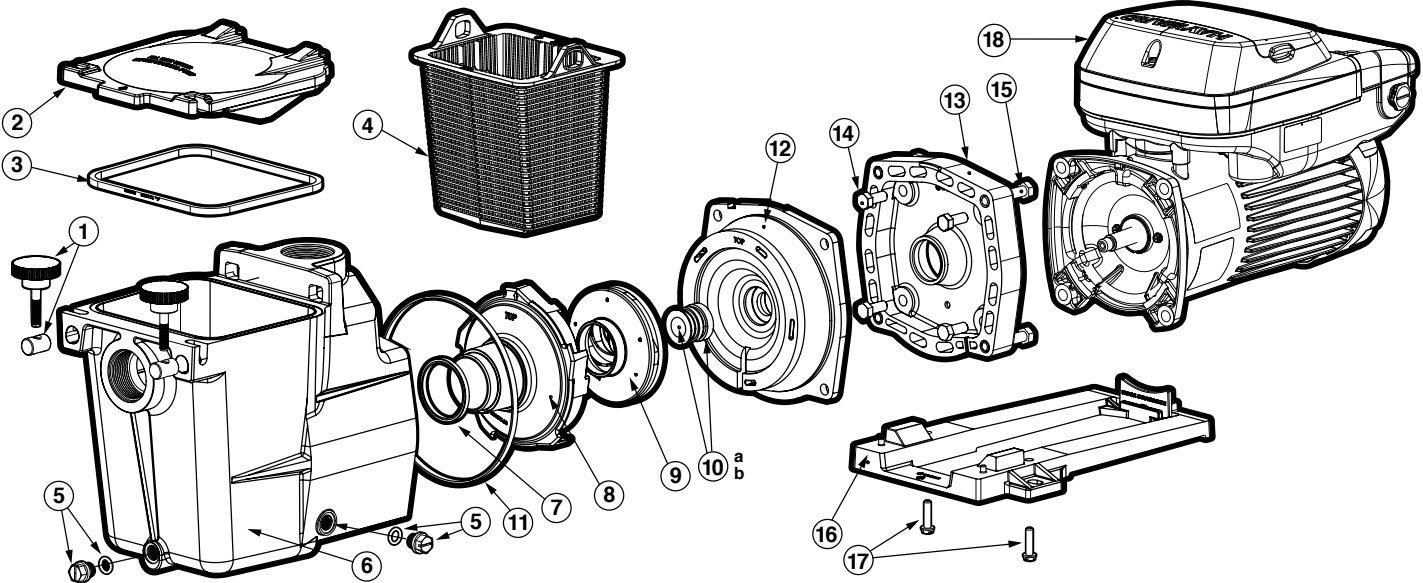
Ref. No.	Part No.	Description	Ctn. Qty.
1	SPX1600T	Housing Gasket	50
2a	SPX1600Z2	Shaft Seal Assembly	10
2b	SPX1600Z2VIT	Shaft Seal Assembly (Viton®)	10
3	SPX1600Z52	Mounting Foot Screws (Set of 2)	1
4	SPX3200Z5PAK4	Motor Cap Screws (Set of 4)	50
5	SPX2600G1	Mounting Foot, VSP (Includes Screws)	10
6	SPX2600E5	Seal Plate	10
7a	SPX2610X15XEPE	1.65 H.P. Power End (Includes items 2, 4, 6–8, 14, 17, 19)	1
7b	SPX2615X20XEPE	2.25 H.P. Power End (Includes items 2, 4, 6–8, 14, 17, 19)	1
8	SPX1600R	Diffuser Gasket	25
9	SPX1620AA	Pump Strainer Housing with Gasket	1
10	SPX1600M	Basket	20
11	SPX1600S	Strainer Cover Gasket	50
12	SPX1600D	Strainer Cover	10
13	SPX1600PN	Swivel Nut and Hand Knob	100
14	SPX2600B	Diffuser	10
15	SPX1700FG	Drain Plug with Gasket	50
17	SPX1600F5	Motor Mounting Plate	10
18	SPX1600Z4	Housing Cap Screw	25
19a	SPX2610C	1.65 THP Impeller	20
19b	SPX2615C	2.25 THP Impeller	25
20	SPXBTNXE	XE Button Replacement	1

# Super Pump® VS

## REPLACEMENT PARTS

Pumps

Parts for Pump Models: SP2670010VSP, SP2670020VSP, (W3)SP2603VSP, SP26115VSP



Ref. No.	Part No.	Description	Ctn. Qty.
1	SPX1600PN	Swivel Nut and Hand Knob	100
2	SPX1600D	Strainer Cover	10
3	SPX1600S	Strainer Cover Gasket	50
4	SPX1600M	Basket	20
5	SPX1700FG	Drain Plug with Gasket	50
6	SPX1600AA	Pump/Strainer Housing with Gasket	1
7	SPX1600R	Diffuser Gasket	25
8	SPX2600B	Diffuser	10
9	SPX2607C	Impeller for SP2603VSP	10
—	SPX2607C	Impeller for SP26115VSP	10
10a	SPX1600Z2	Shaft Seal Assembly (SP2603VSP, SP26115VSP)	10
10b	SPX1600Z2VIT	Viton® Shaft Seal Assembly (SP2670010VSP, SP2670020VSP)	10
11	SPX1600T	Housing Gasket	50
12	SPX2600E5	Seal Plate	10
13	SPX1600F5	Motor Mounting Plate	10
14	SPX0125Z44	Motor Cap Screws (Set of 4)	20
15	SPX1600Z4	Housing Cap Screw	25
16	SPX2600G1	Mounting Foot (Includes Screws)	10
17	SPX1600Z52	Mounting Foot Screws (Set of 2)	1
18	SPX3400DR4	Motor Drive Display Cover (Cover only)	5
—	SPX3200LCD	Digital Control Interface Assembly	1
—	SPX3400DRKIT	Wall Mount Kit	5
—	SPXHKIT3	Quick Fix Kit (Includes #3, 7, 10, 11 and Jack's Lube)	10
—	SPX3200DRCC	Communication Cable for VS Pump	5

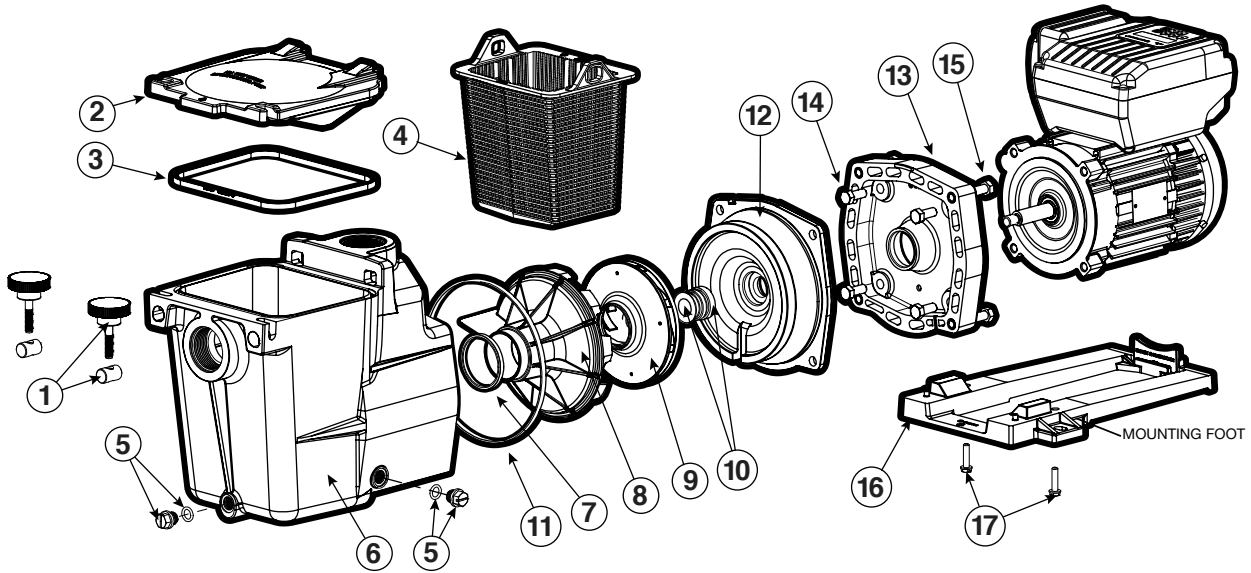
**POWER END**

—	SPX26115Z1VSPE	Power End Assembly for SP26115VSP (Includes #7-14, motor and drive)	1
—	SPX2603Z1VSPE	Power End Assembly for SP2603VSP (Includes #7-14, motor and drive)	1

# Super Pump® VS

SP2600VSP PUMP SERIES REPLACEMENT PARTS

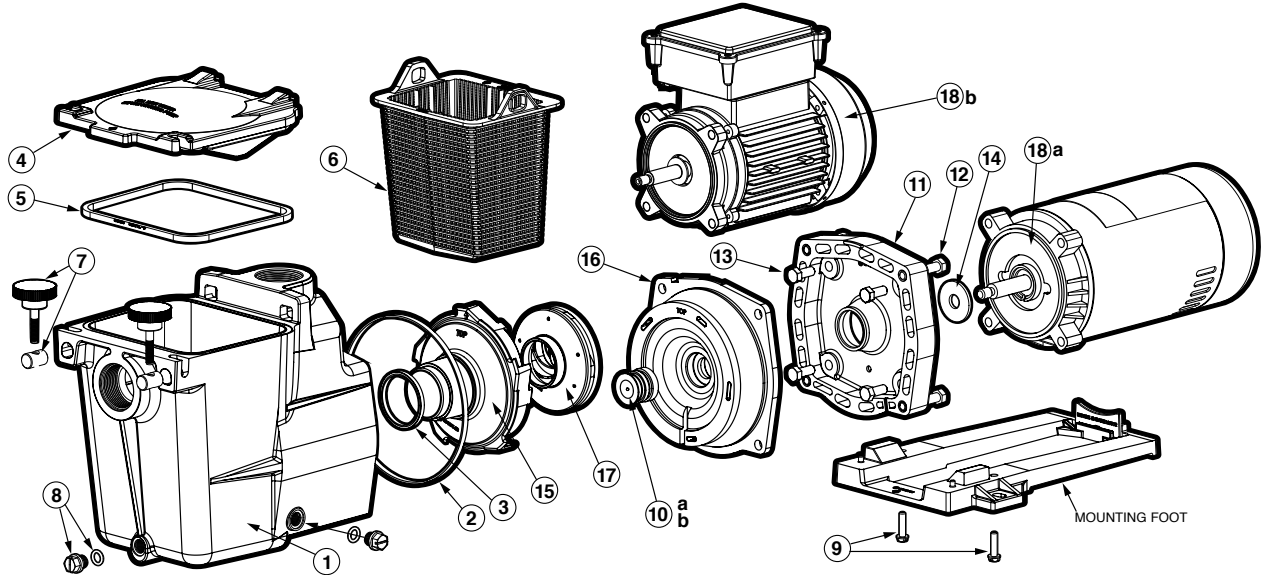
Parts for Pump Models: SP2600VSP, SP2602VSP



Ref. No.	Part No.	Description	Ctn. Qty.
1	SPX1600PN	Hand Knob	100
2	SPX1600D	Strainer Cover	10
3	SPX1600S	Strainer Cover Gasket	50
4	SPX1600M	Basket	20
5	SPX1700FG	Drain Plug with Gasket	50
6	SPX1600AA	Pump/Strainer Housing with Gasket	1
7	SPX1600R	Diffuser Gasket	25
8	SPX1616B	Diffuser	10
9	SPX1621C	Impeller	20
10	SPX1600Z2	Shaft Seal Assembly	10
11	SPX1600T	Housing Gasket	50
12	SPX1611E5	Seal Plate	5
13	SPX1600F5	Motor Mounting Plate	10
14	SPX0125Z44	Motor Cap Screws (Set of 4)	20
15	SPX1600Z4	Housing Cap Screw	25
16	SPX2600G1	Mounting Foot (Includes Screws)	10
17	SPX1600Z52	Mounting Foot Cap Screws (Set of 2)	1
—	SPXHKIT3	Quick Fix Kit (Includes #3, 7, 10, 11 & Jack's Lube)	10
<b>POWER END</b>			
—	SPX2603Z1VSPE	Power End Assembly (Includes parts #8–15, Motor and Drive)	1



Parts for Pump Models: SP2670007X10, SP2670010X15 (W3)SP2600X5, (W3)SP2605X7, (W3)SP2607X10(2S), SP2607EE, (W3)SP2610X15(2S), SP2615X20(2S), SP2621X25



Ref. No.	Part No.	Description	Ctn. Qty.
1	SPX1600AA	Pump Housing/Strainer, 1 1/2" x 1 1/2", with Drain Plugs	1
1	SPX1620AA	Pump Housing/Strainer, 2" x 2", with Drain Plugs	1
2	SPX1600T	Housing Gasket	50
3	SPX1600R	Diffuser Gasket	25
—	SPX1600TRA	Seal Assembly Kit (Includes Seal Assembly, Housing and Diffuser Gaskets)	10
4	SPX1600D	Strainer Cover	10
4	SPX1600DB	Strainer Cover for Biguanide Sanitizers NOT Pressure Testable	10
5	SPX1600S	Strainer Cover Gasket	50
6	SPX1600M	Basket	20
7	SPX1600PN	Hand Knob Kit (Includes Swivel Nut and Hand Knob)	100
—	SPX1600V	1/4" Drain Plug (1991 and Prior)	50
8	SPX1700FG	1/4" Drain Plug with Gasket (1992 and later)	50
9	SPX2600G1	Mounting Foot with Adapter and Screws	10
—	SPX1600Z52	Mounting Foot Cap Screw (Set of 2 – 1995 and Prior, 2 sets required)	1
10a	SPX1600Z2	Shaft Seal Assembly (SP2605X7, SP2607X10(2S), SP2607EE, SP2610X15(2S), SP2615X20(2S), SP2621X25)	10
10b	SPX1600Z2VIT	Viton® Shaft Seal Assembly (SP2670007X10, SP2670010X15)	10
11	SPX1600F5	Motor Mounting Plate	10
12	SPX1600Z4	Housing Cap Screw	25
13	SPX0125Z44	Motor Cap Screw (Set of 4)	20
14	SPX0125F	Slinger	50
15	SPX2600B	Diffuser, for 1/2 thru 2 H.P.	10
15	SPX1616B	Diffuser, for 2 1/2 H.P. only	10
16	SPX2600E5	Seal Plate, 1/2 thru 2 H.P.	10
16	SPX1611E5	Seal Plate, for 2 1/2 H.P. only	5
—	SPXHKT3	H-KIT Quick Pump Repair for Super Pump (includes SPX1600T, SPX1600S, SPX1600R, SPX1600Z2 and Jack's Lube)	10

**Parts listed below must be ordered for specific model and H.P.:**

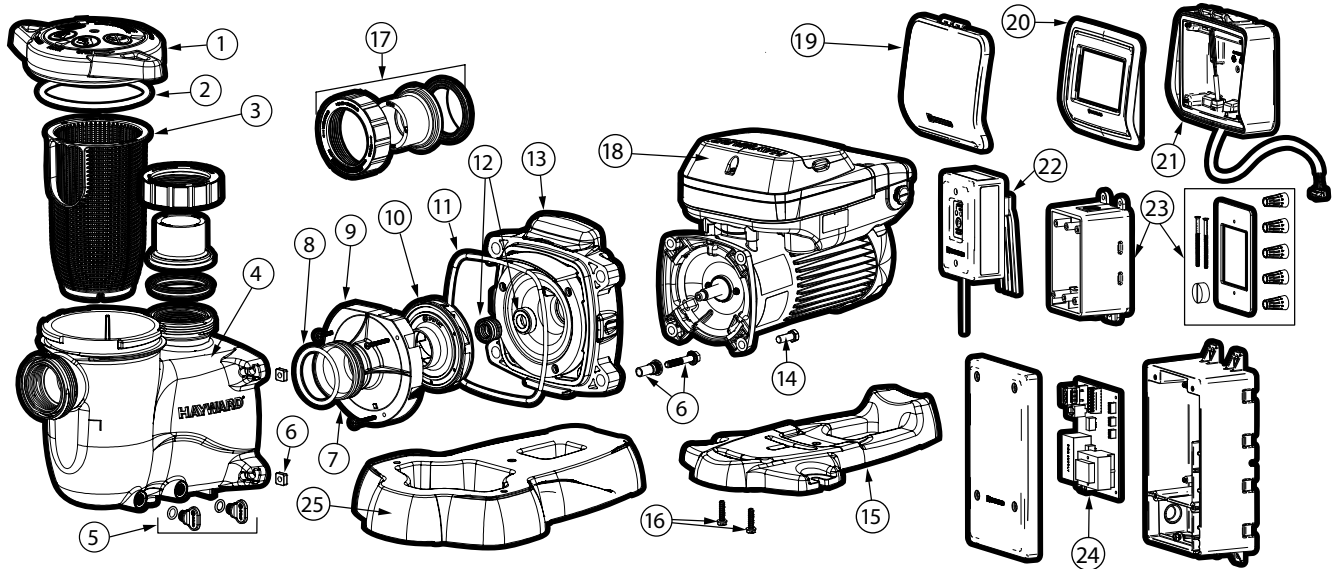
17	SPX2600C	Impeller, for 1/2 H.P.	20
17	SPX2605C	Impeller, for 3/4 H.P.	20
17	SPX2607C	Impeller, for 1 H.P.	10
17	SPX2610C	Impeller, for 1 1/2 H.P.	20
17	SPX2615C	Impeller, for 2 H.P.	25
17	SPX1621C	Impeller, for 2 1/2 H.P.	20
18a	SPX1600Z1M	Motor, 1/2 H.P., Threaded Shaft (Single Phase, 60 Cycle 115V)	1
18a	SPX1605Z1M	Motor, 3/4 H.P., Threaded Shaft (Single Phase, 60 Cycle 115/230V)	1
18a	SPX1607Z1BECAG	Motor, 3/4 H.P., Energy Efficient, Threaded Shaft (Single Phase, 60 Cycle 115/230V)	1
18a	SPX1607Z1M	Motor, 1 H.P., Threaded Shaft (Single Phase, 60 Cycle 115/230V)	1
18a	SPX1610Z1M	Motor, 1 1/2 H.P., Threaded Shaft (Single Phase, 60 Cycle 115/230V)	1
18a	SPX1615Z1M	Motor, 2 H.P., Threaded Shaft (Single Phase, 60 Cycle 115/230V)	1
18a	SPX1620Z1M	Motor, 2 1/2 H.P., Threaded Shaft (Single Phase, 60 Cycle 230V)	1
18a	SPX1607Z2MS	Motor, 1 H.P., Threaded Shaft, 2-Speed (Single Phase, 60 Cycle 230V)	1
18a	SPX1610Z2MS	Motor, 1 1/2 H.P., Threaded Shaft, 2-Speed (Single Phase, 60 Cycle 230V)	1
18a	SPX1615Z2MS	Motor, 2 H.P., Threaded Shaft, 2-Speed (Single Phase, 60 Cycle 230V)	1
18b	SPX2607Z1MTBK	Motor, 1 H.P., Threaded Shaft, TEFC (SP2670007X10)	1
18b	SPX2610Z1MTBK	Motor, 1 1/2 H.P., Threaded Shaft, TEFC (SP2670010X15)	1

# MaxFlo VS™ 500 Omni

VARIABLE-SPEED PUMP SERIES

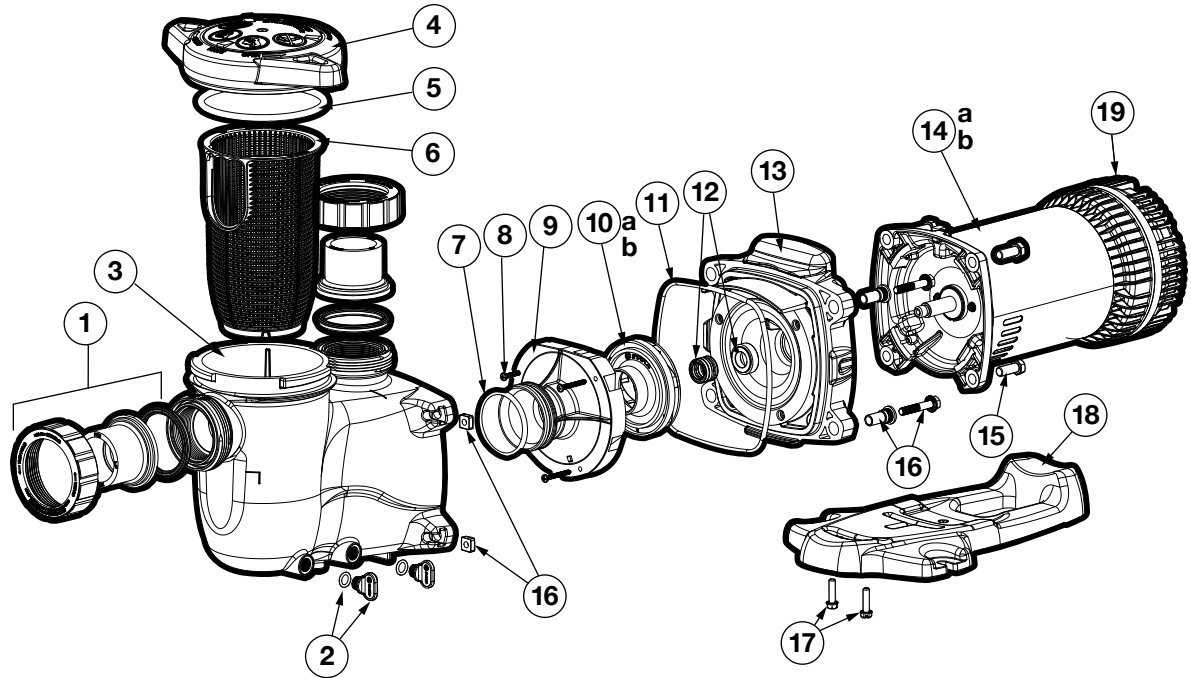
Pumps

## Parts for Pump Models: HL2350020VSP



Ref. No.	Part No.	Description	Ctn. Qty.
1	SPX2300DLS	Strainer Cover Kit (Includes Strainer Cover, Lock-Ring, O-Ring)	10
2	SPX2300Z4	Strainer Cover O-Ring	50
3	SPX2300M	Strainer Basket	5
4	SPX2300AA	Pump Strainer Housing with Drain Plugs	1
5	SPX4000FG	Drain Plug with O-Ring	50
6	SPX2700ZPAK	Hardware Pack (Includes 4 Housing Bolts, Seal-Plate Spacers and Square Nuts)	10
7	SPX2300Z3PAK3	Diffuser Screws (3 pack)	50
8	SX220Z2	Diffuser O-Ring	10
9	SPX2300B	Diffuser	5
10	SPX2710CM	Impeller	10
11	GMX600F	Housing O-Ring	100
12	SPX2700SAV	Viton® Shaft Seal Assembly	10
13	SPX2300E	Seal Plate	5
14	SPX3200Z5PAK4	Motor Bolt (4 pack)	50
15	SPX2300G	Motor Support with Base Mount Screws	5
16	SPX1600Z52	Motor Support Base Mount Screws	1
17	SPX2700UNKIT	Union Connector Kit (Includes 2 Nuts, Connectors, Gaskets)	10
18	SPX3400DR4	Motor Drive Display Cover (Cover only)	5
19	HLXDCOVER	Sun Cover Replacement	5
20	HLXDLCD	LCD Disp Replacement	5
21	HLXDSPCASE	Case Replacement	1
22	HLX485RELAY	Replacement RS485 Relay	1
23	HLXJBOX	Replacement Jbox	1
24	HLXHIOPCB	OmniHub PCB	1
—	SPX3200LCD	Digital Control Interface Assembly	1
—	SPX3400DRKIT	Wall Mount Kit	5
—	HLH485RELAY	Omni RS485 Smart Relay	1
—	HLX485100	RS485 100 ft. Extension	15
—	HLX485200	RS485 200 ft. Extension	5
—	HLXHW5PK	OmniHub Hardware - Not Shown (5 pack)	10
—	HLXWHIP6	Omni 6 ft. Whip - Not Shown	5
—	HLXRLYLABL	Replacement Relay Label	10
<b>OPTIONAL</b>			
25	SPX2300GR	Optional Riser Base Aligns with Sta-Rite® Dyna-Pro®	1
<b>POWER END</b>			
—	SPX2603Z1VSPE	Power End Assembly for SP2603VSP (Includes #7-14, Motor and Drive)	1

### Parts for Pump Models: SP2310X15XE, SP2315X20XE



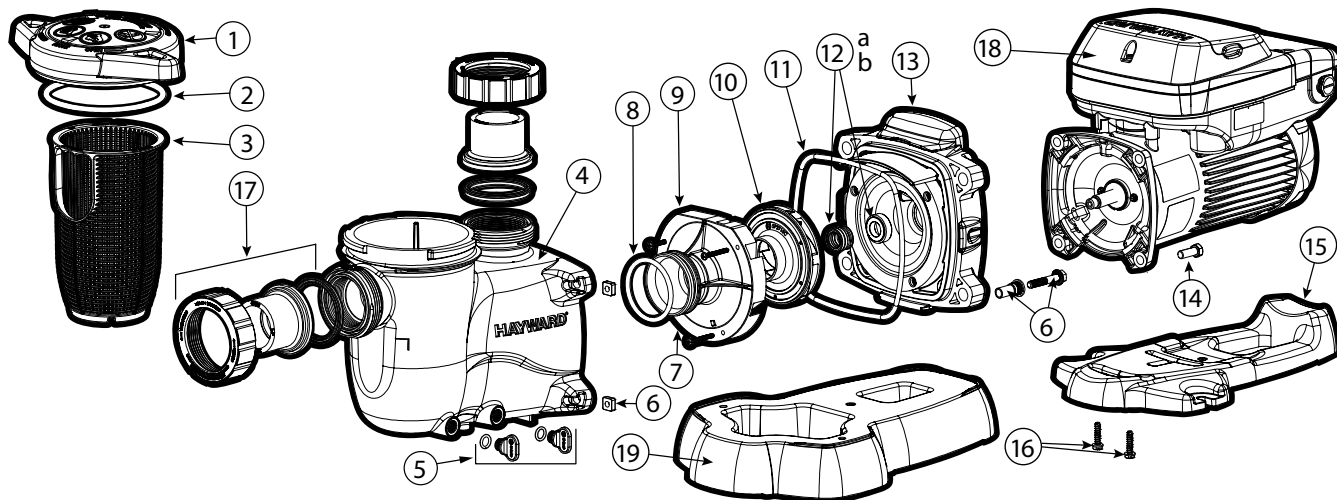
Ref. No.	Part No.	Description	Ctn. Qty.
1	SPX2700UNKIT	Union Connector Kit (Includes 2 Nuts, Connectors, Gaskets)	10
2	SPX4000FG	Drain Plug with O-Ring	50
3	SPX2300AA	Pump Strainer Housing with Drain Plugs	1
4	SPX2300DLS	Strainer Cover Kit (Includes Strainer Cover, Lock-Ring, O-Ring)	10
5	SPX2300Z4	Strainer Cover O-Ring	50
6	SPX2300M	Strainer Basket	5
7	SX220Z2	Diffuser O-Ring	10
8	SPX2300Z3PAK3	Diffuser Screws (3 Pack)	50
9	SPX2300B	Diffuser	5
10a	SPX2710CM	1.65 THP Impeller	10
10b	SPX2715CM	2.25 THP Impeller	10
11	GMX600F	Housing O-Ring	100
12a	SPX2700SA	Shaft Seal Assembly	10
12b	SPX2700SAV	Shaft Seal Assembly (Viton®)	10
13	SPX2300E	Seal Plate	5
14a	SPX2310X15XEPE	1.65 HP Power End (Includes items 7–15)	1
14b	SPX2315X20XEPE	2.25 HP Power End (Includes items 7–15)	1
15	SPX3200Z5PAK4	Motor Bolt (package of 4)	50
16	SPX2700ZPAK	Hardware Pack (Includes 4 Housing Bolts, Seal-Plate Spacers, Square Nuts)	10
17	SPX1600Z52	Motor Support Base Mount Screws	1
18	SPX2300G	Motor Support (VSP) with Base Mount Screws	5
19	SPXBTNXE	XE Button Replacement	1

# MaxFlo VS™

VARIABLE-SPEED PUMP SERIES

Pumps

Parts for Pump Models: (W3)SP2303VSP, SP23115VSP, SP23520VSP, SP23510VSP



Ref. No.	Part No.	Description	Ctn. Qty.
1	SPX2300DLS	Strainer Cover Kit (Includes Strainer Cover, Lock-Ring, O-Ring)	10
2	SPX2300Z4	Strainer Cover O-Ring	50
3	SPX2300M	Strainer Basket	5
4	SPX2300AA	Pump Strainer Housing with Drain Plugs	1
5	SPX4000FG	Drain Plug with O-Ring	50
6	SPX2700ZPAK	Hardware Pack (Includes 4 Housing Bolts, Seal-Plate Spacers and Square Nuts)	10
7	SPX2300Z3PAK3	Diffuser Screws (3 Pack)	50
8	SX220Z2	Diffuser O-Ring	10
9	SPX2300B	Diffuser	5
10	SPX2300CVS	Impeller	10
11	GMX600F	Housing O-Ring	100
12a	SPX2700SAV	Viton® Shaft Seal Assembly (SP23520VSP, SP23510VSP)	10
12b	SPX2700SA	Shaft Seal Assembly (SP2303VSP, SP23115VSP)	10
13	SPX2300E	Seal Plate	5
14	SPX3200Z5PAK4	Motor Bolt (4 pack)	50
15	SPX2300G	Motor Support with Base Mount Screws	5
16	SPX1600Z52	Motor Support Base Mount Screws	1
17	SPX2700UNKIT	Union Connector Kit (Includes 2 Nuts, Connectors, Gaskets)	10
18	SPX3400DR4	Motor Drive Display Cover (Cover only)	5
—	SPX3200LCD	Digital Control Interface Assembly	1
—	SPX3400DRKIT	Wall Mount Kit	5
—	SPX3200DRCC	Communication Cable for VS Pump	5

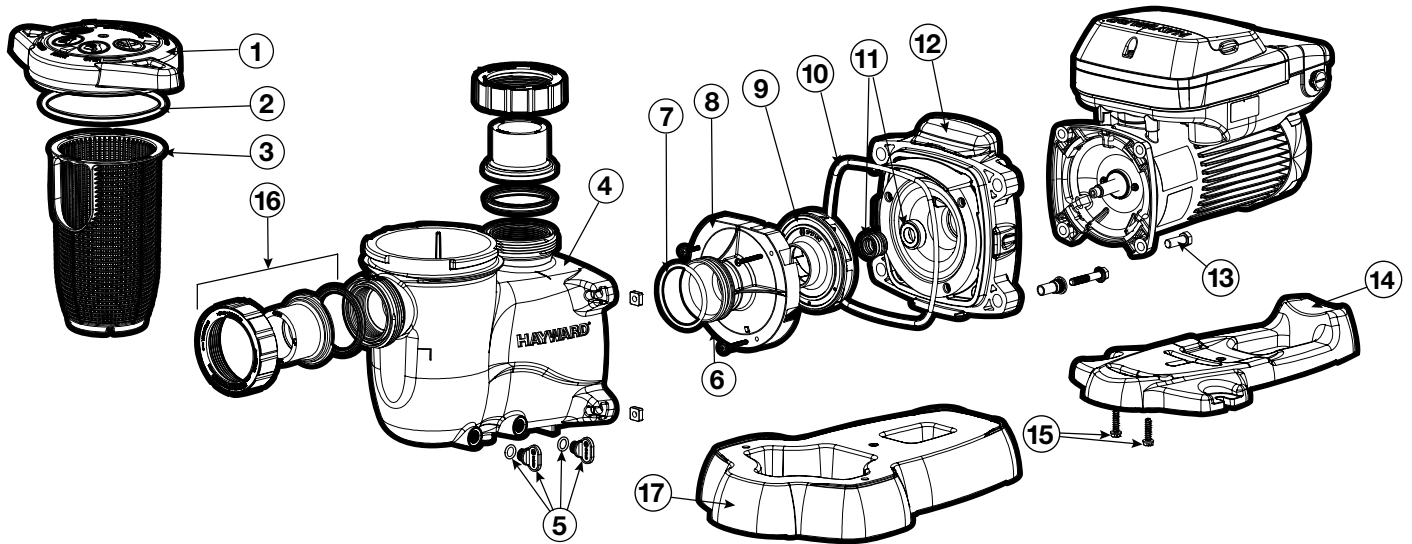
## OPTIONAL

19	SPX2300GR	Optional Riser Base Aligns with Sta-Rite® Dyna-Pro®	1
----	-----------	---	---

## POWER END

—	SPX2303Z1VSPE	Power End Assembly for SP23520VSP (Includes parts #7–14, Motor and Drive)	1
—	SPX23115Z1VSPE	Power End Assembly for SP23510VSP (Includes parts #7–14, Motor and Drive)	1

Parts for Pump Models: SP2300VSP, SP2302VSP, SP2302VSPND

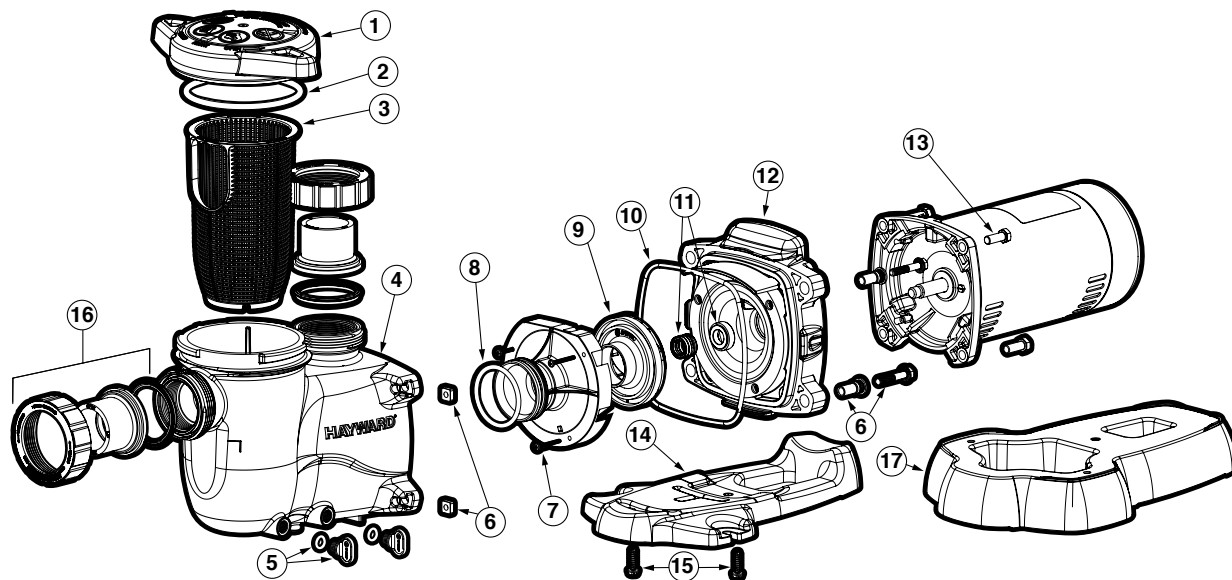


Ref. No.	Part No.	Description	Ctn. Qty.
1	SPX2300DLS	Strainer Cover Kit (Includes Strainer Cover, Lock-Ring, O-Ring)	10
2	SPX2300Z4	Strainer Cover O-Ring	50
3	SPX2300M	Strainer Basket	5
4	SPX2300AA	Pump Strainer Housing with Drain Plugs	1
5	SPX4000FG	Drain Plug with O-Ring	50
6	SPX2300Z3PAK3	Diffuser Screws (3 Pack)	50
7	SX220Z2	Diffuser O-Ring	10
8	SPX2300B	Diffuser	5
9	SPX2300CVS	Impeller	10
10	GMX600F	Housing O-Ring	100
11	SPX2700SA	Shaft Seal Assembly	10
12	SPX2300E	Seal Plate	5
13	SPX3200Z5PAK4	Motor Bolt (4 Pack)	50
14	SPX2300G	Motor Support with Base Mount Screws	5
16	SPX1600Z52	Motor Support Base Mount Screws	1
16	SPX2700UNKIT	Union Connector Kit (Includes 2 Nuts, Connectors, Gaskets)	10
—	SPX3200LCD	Digital Control Interface Assembly	1
—	SPX3400DRKIT	Wall Mount Kit	5
—	SPXHKIT3	Quick Fix Kit (Includes #3, 7, 10, 11 and Jack's Lube)	10
—	SPX3200DRCC	Communication Cable for VS Pump	5
<b>OPTIONAL</b>			
17	SPX2300GR	Optional Riser Base Aligns with Sta-Rite® Dyna-Pro®	1
<b>POWER END</b>			
—	SPX2303Z1VSPE	Power End Assembly (Includes parts #7–14, Motor and Drive)	1

# MaxFlo XL™

## SP2300X PUMP SERIES (MAX-RATED) REPLACEMENT PARTS

Parts for Pump Models: SP2305X7(EE)(SP), (W3)SP2307X10(2), (W3)SP2310X15(2), (W3)SP2315X20(2)



Ref. No.	Part No.	Description	Ctn. Qty.
1	SPX2300DLS	Strainer Cover Kit (Includes Strainer Cover, Lock-Ring, O-Ring)	10
2	SPX2300Z4	Strainer Cover O-Ring	50
3	SPX2300M	Strainer Basket	5
4	SPX2300AA	Pump Strainer Housing with Drain Plugs	1
5	SPX4000FG	Drain Plug with O-Ring	50
6	SPX2700ZPAK	Hardware Pack (Includes 4 Housing Bolts, Seal-Plate Spacers and Square Nuts)	10
7	SPX2300Z3PAK3	Diffuser Screws (Pack of 3)	50
8	SX220Z2	Diffuser O-Ring	10
9	SPX2700C	Impeller for 3/4 H.P. Max-Rate Pump	10
	SPX2700CSP	Impeller for Pump Model SP2305X7EESP	1
	SPX2707CM	Impeller for 1 H.P. Max-Rate Pump	10
	SPX2710CM	Impeller for 1 1/2 H.P. Max-Rate Pump	10
	SPX2715CM	Impeller for 2 H.P. Max-Rate Pump	10
10	GMX600F	Housing O-Ring	100
11	SPX2700SA	Shaft Seal Assembly	10
12	SPX2300E	Seal Plate	5
13	SPX3200Z5PAK4	Motor Bolt (Pack of 4)	50
12	SPX2300E	Seal Plate	5
14	SPX2300G	Motor Support with Base Mount Screws	5
15	SPX1600Z52	Motor Support Base Mount Screws	1
16	SPX2700UNKIT	Union Connector Kit (Includes 2 Nuts, Connectors, Gaskets)	10

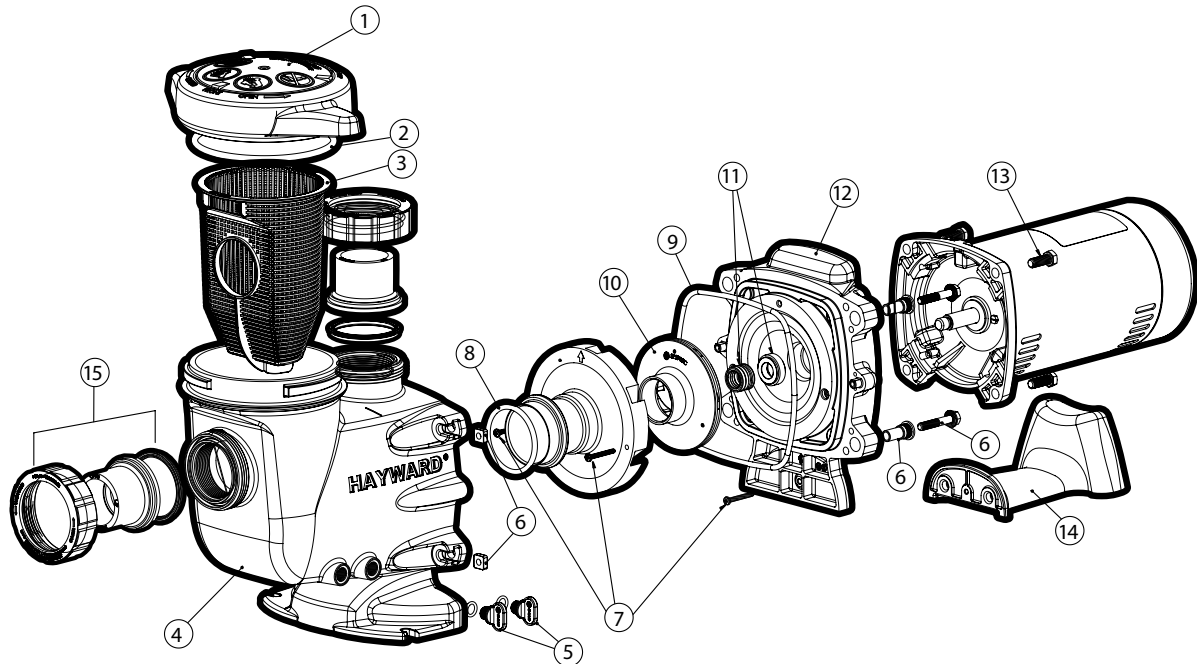
### OPTIONAL

17	SPX2300GR	Optional Riser Base Aligns with Sta-Rite® Dyna-Pro®	1
----	-----------	---	---

### MOTORS

	SPX2705Z1M	Motor, 3/4 H.P., Threaded Shaft (Single Phase, 60 Cycle 115V/208-230V)	1
	SPX2705Z1ME	Motor, 3/4 H.P., Energy Efficient Threaded Shaft (Single Phase, 60 Cycle 115/208-230V)	1
	SPX2707Z1M	Motor, 1 H.P., Threaded Shaft (Single Phase, 60 Cycle 115/208-230V)	1
	SPX2710Z1M	Motor, 1 1/2 H.P., Threaded Shaft (Single Phase, 60 Cycle 115/208-230V)	1
	SPX2715Z1ME	Motor, 2 H.P., Energy Efficient, Threaded Shaft (Single Phase, 60 Cycle 115/208-230V)	1
	SPX2707Z2M	Motor, 1 H.P., 2-Speed, Threaded Shaft (Single Phase, 60 Cycle 230V)	1
	SPX2710Z2M	Motor, 1 1/2 H.P., 2-Speed, Threaded Shaft (Single Phase, 60 Cycle 230V)	1
	SPX2715Z2M	Motor, 2 H.P., 2-Speed, Threaded Shaft (Single Phase, 60 Cycle 230V)	1

Parts for Pump Models: SP2705X7(E), SP2707X10(2), SP2710X15(2), SP2715X20(2)



Ref. No.	Part No.	Description	Ctn. Qty.
1	SPX2700DLS	Strainer Cover Kit (Includes Strainer Cover, Lock-Ring, O-Ring)	10
2	SPX2700Z4	Strainer Cover O-Ring	50
3	SPX2700M	Strainer Basket	5
4	SPX2700AA	Pump Strainer Housing (Includes Strainer Cover Assembly, Basket and Drain Plugs)	1
5	SPX4000FG	Drain Plug with O-Ring	50
6	SPX2700ZPAK	Housing Hardware Kit (Includes 4 Housing Bolts, Spacers and Nuts)	10
7	SPX2700Z3	Diffuser Screw Kit (Pack of 5)	50
8	SX220Z2	Diffuser O-Ring	10
9	GMX600F	Housing O-Ring	100
11	SPX2700SA	Shaft Seal Assembly	10
12	SPX2700EKIT	Seal Plate and Diffuser Kit	1
13	SPX3200Z5	Motor Bolt	50
14	SPX2700G	Motor Support	5

### OPTIONAL

15	SPX2700UNKIT	Union Connector Kit (Includes 2 Nuts, Connectors, Gaskets)	10
—	SPX3200UG	Union Gasket (Pack of 2)	100

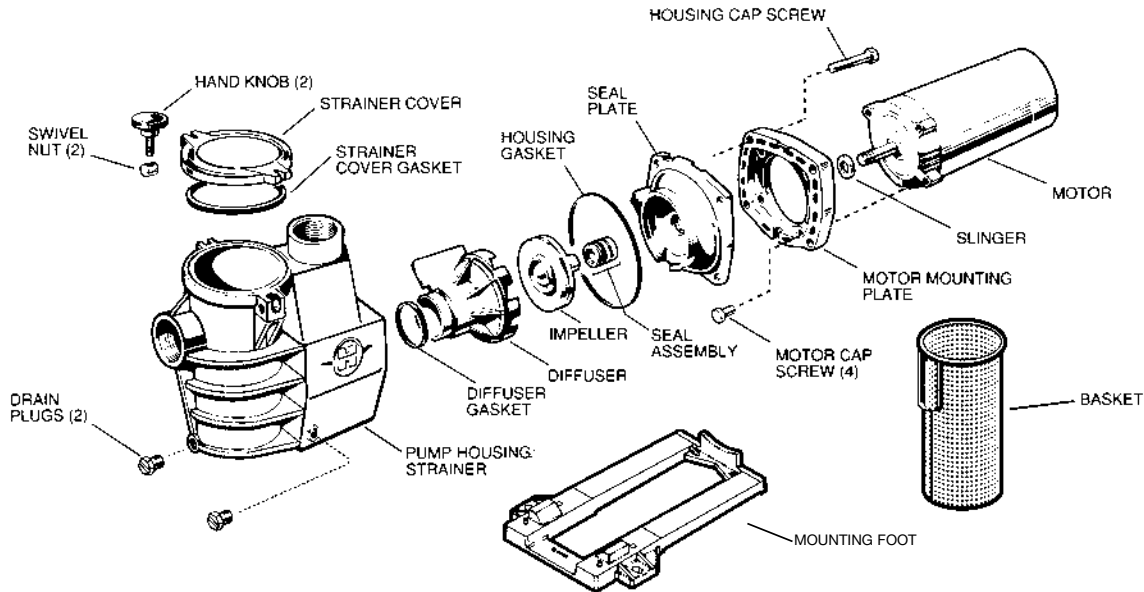
### Parts listed below must be ordered for specific model and H.P.

10	SPX2700C	Impeller for 3/4 H.P.	10
10	SPX2707CM	Impeller for 1 H.P.	10
10	SPX2710CM	Impeller for 1 1/2 H.P.	10
10	SPX2715CM	Impeller for 2 H.P.	10

### MOTORS

	SPX2705Z1M	Motor, 3/4 H.P., Threaded Shaft (Single Phase, 60 Cycle, 115/208-230V)	1
	SPX2705Z1ME	Motor, 3/4 H.P. Energy Efficient, Threaded Shaft (Single Phase, 60 Cycle, 115/208-230V)	1
	SPX2707Z1M	Motor, 1 H.P., Threaded Shaft (Single Phase, 60 Cycle, 115/208-230V)	1
	SPX2710Z1M	Motor, 1 1/2 H.P., Threaded Shaft (Single Phase, 60 Cycle, 115/208-230V)	1
	SPX2715Z1ME	Motor, 2 H.P., Threaded Shaft (Single Phase, 60 Cycle, 115/208-230V)	1
	SPX2707Z2M	Motor, 1 H.P., 2-Speed, Threaded Shaft (Single Phase, 60 Cycle, 230V)	1
	SPX2710Z2M	Motor, 1 1/2 H.P., 2-Speed, Threaded Shaft (Single Phase, 60 Cycle, 230V)	1
	SPX2715Z2M	Motor, 2 H.P., 2-Speed, Threaded Shaft (Single Phase, 60 Cycle, 230V)	1

Parts for Pump Models: SP2800X5, SP2805X7, SP2807X10, SP2810X15(2), SP2815X20



Part No.	Description	Ctn. Qty.
SPX2800AA*	Pump Housing/Strainer accepts Swing Away Knobs, 1 1/2" x 1 1/2", with Drain Plugs (1995 and Prior)	1
SPX1250LA	Strainer Cover, clear with Gasket (Fits All Models)	10
SPX1250LAB	Strainer Cover, with Gasket for Biguarnide Sanitizers <b>NOT</b> Pressure testable	10
SPX0125T	Strainer Cover Gasket	20
SPX1250RA	Basket (1994 and Prior)	10
SPX2800M	Basket (1995)	10
SPX1250Z4	Hand Knob, Three Pointed (1994 and Prior)	50
SPX1600PN	Hand Knob Kit (1995, Includes Swivel Nut and Hand Knob)	100
SPX1600T	Housing Gasket	50
SPX1600R	Diffuser Gasket	25
SPX1600TRA	Seal Assembly Kit (Includes Seal Assembly, Housing and Diffuser Gaskets)	10
SPX1600V	1/4" Drain Plug (1991 and Prior)	50
SPX1700FG	1/4" Drain Plug with Gasket	50
SPX2600G1	Mounting Foot with Adapter and Screws	10
SPX1600Z52	Mounting Foot Cap Screw (Set of 2 – 1995 and Prior, 2 sets required)	1
SPX1600Z2	Seal Assembly	10
SPX1600F5	Motor Mounting Plate	10
SPX1600Z4	Housing Cap Screw	25
SPX0125Z44	Motor Cap Screw (Set of 4)	20
SPX0125F	Slinger	50
SPX2800B	Diffuser, for all H.P.'s	15
SPX2600E5	Seal Plate	10
SPXHKIT1	H-KIT Quick Pump Repair for MaxFlo (Includes SPX1600T, SPX0125T, SPX1600R, SPX1600Z2 and Jack's Lube)	10

### Housing Conversion Kit —To Swing Away Knob Style

SPX2800AAC*	Complete Housing Conversion Kit. Includes housing, strainer cover and gasket, basket, round hand knobs (2), and swivel nuts (2).	1
-------------	--	---

### Parts listed below must be ordered for specific model & H.P.:

SPX2600C	Impeller, for 1/2 H.P. Max Rated	20
SPX2605C	Impeller, for 3/4 H.P. Max Rated	20
SPX2607C	Impeller, for 1 H.P. Max Rated	10
SPX2610C	Impeller, for 1 1/2 H.P. Max Rated	20
SPX2615C	Impeller, for 2 H.P. Max Rated	25
SPX1600Z1M	Motor, 1/2 H.P., Threaded Shaft (Single Phase, 60 Cycle 115V)	1
SPX1605Z1M	Motor, 3/4 H.P., Threaded Shaft (Single Phase, 60 Cycle 115/230V)	1
SPX1607Z1M	Motor, 1 H.P., Threaded Shaft (Single Phase, 60 Cycle 115/230V)	1
SPX1610Z1M	Motor, 1 1/2 H.P., Threaded Shaft (Single Phase, 60 Cycle 115/230V)	1
SPX1615Z1M	Motor, 2 H.P., Threaded Shaft (Single Phase, 60 Cycle 115/230V)	1
SPX1610Z2M	Motor, 1 1/2 H.P., Threaded Shaft, Two-speed (Single Phase, 60 Cycle, 230V)	1

NOTE: \*SP2800AAC is a complete substitute for SPX2800AA.

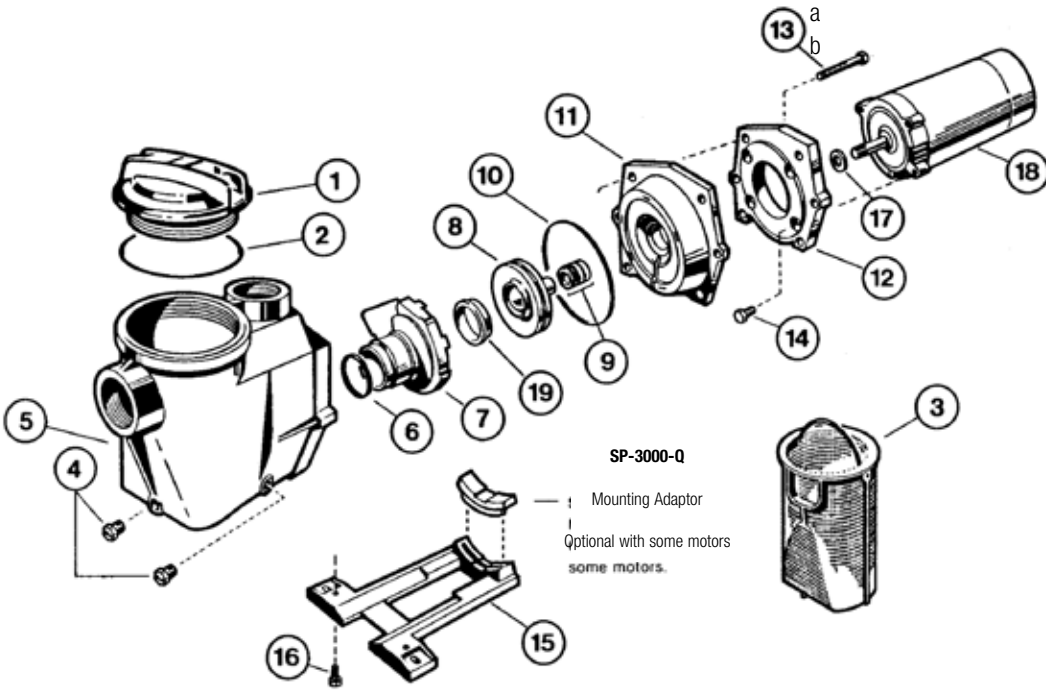


# EZ Flo Pump

EZ FLO PUMP REPLACEMENT PARTS

Pumps

Parts for Models: SP3105X7, SP3107X10, SP3110X15, SP3115X20, SP3120X25



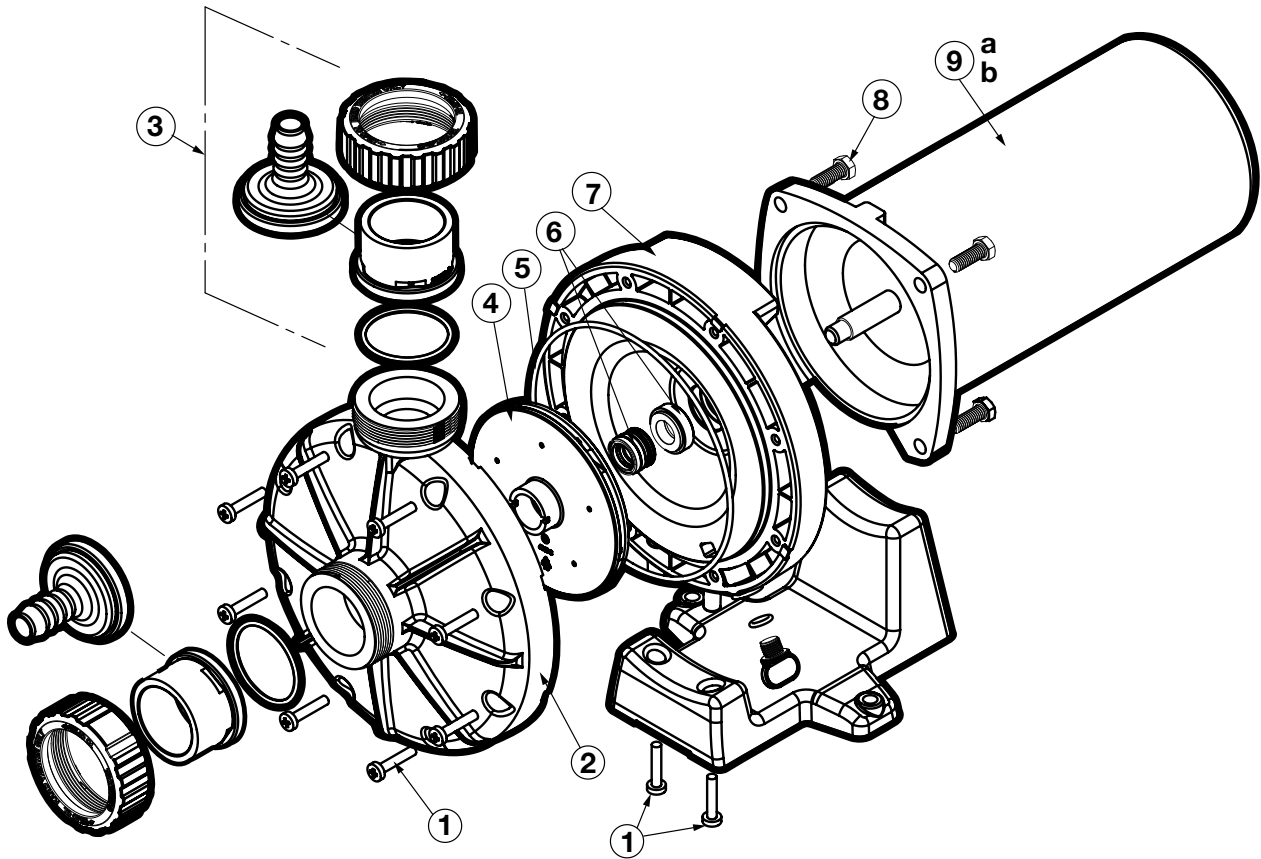
Ref. No.	Description	No. Req'd	Part Number				
			Model SP3105X7	Model SP3107X10	Model SP3110X15	Model SP3115X20	Model SP3120X25
1	Strainer Cover; Threaded	1	SPX3100D	SPX3100D	SPX3100D	SPX3100D	SPX3100D
2	Strainer Cover O-Ring	1	SPX3000S	SPX3000S	SPX3000S	SPX3000S	SPX3000S
3	Basket	1	SPX3000-M	SPX3000M	SPX3000M	SPX3000M	SPX3000M
4	Drain Plug w/o O-Ring	2	SPX1700FG	SPX1700FG	SPX1700FG	SPX1700FG	SPX1700FG
5	Pump Housing/Strainer Basket	1	SPX3100AA	SPX3100AA	SPX3100AA	SPX3120AA	SPX3120AA
6	Diffuser Gasket	1	SPX1600R	SPX1600R	SPX1600R	SPX1600R	SPX1600R
7	Diffuser	1	SPX3000BN	SPX3000BN	SPX3000BN	SPX3021B	SPX3021B
8	Impeller	1	SPX3005C	SPX3007C	SPX3010C	SPX3016C	SPX3021C
9	Seal Assembly	1	SPX1600Z2	SPX1600Z2	SPX1600Z2	SPX1600Z2	SPX1600Z2
10	Housing Gasket	1	SPX3000T	SPX3000T	SPX3000T	SPX3000T	SPX3000T
11	Seal Plate	1	SPX3020E	SPX3020E	SPX3020E	SPX3020E	SPX3020E
12	Motor Mounting Plate	1	SPX3000F	SPX3000F	SPX3000F	SPX3000F	SPX3000F
13a	Housing Cap Screw	6	SPX1600Z4	SPX1600Z4	SPX1600Z4	SPX1600Z4	SPX1600Z4
13	Housing Cap Screw	1	SPX3000Z26	SPX3000Z26	SPX3000Z26	SPX3000Z26	SPX3000Z26
14	Motor Cap Screw (Set of 4)	1	SPX0125Z44	SPX0125Z44	SPX0125Z44	SPX0125Z44	SPX0125Z44
15	Mounting Bracket w/screw	1	SPX3000GA	SPX3000GA	SPX3000GA	SPX3000GA	SPX3000GA
16	Mounting Bracket Screw (Set of 2)	1	SPX1600Z52	SPX1600Z52	SPX1600Z52	SPX1600Z52	SPX1600Z52
17	Slinger	1	SPX0125F	SPX0125F	SPX0125F	SPX0125F	SPX0125F
18	Motor-60 Cycle Single Phase	1	SPX1605Z1M	SPX1607Z1M	SPX1610Z1M	SPX1615Z1M	SPX1620Z1M
19	Impeller Ring	1	SPX3005R	SPX3005R	SPX3005R	SPX3021R	SPX3021R
	Strainer Cover Removal Tool	1	SPX3100T	SPX3100T	SPX3100T	SPX3100T	SPX3100T

# Booster Pump

HSP30060, (W3)6060 BOOSTER PUMP REPLACEMENT PARTS

Pumps

Parts for Booster Pump Models: HSP30060, (W3)6060



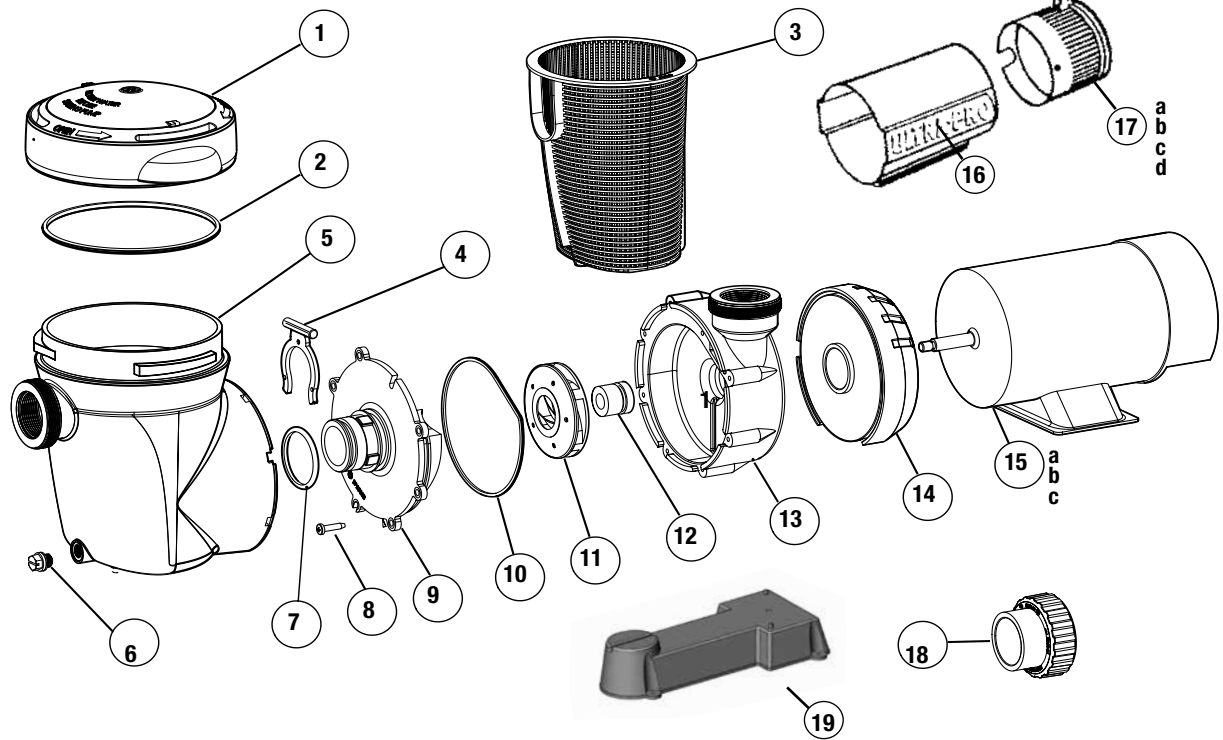
Ref. No.	Part No.	Description	Ctn. Qty.
<b>(W3)6060 Booster Pump Parts</b>			
1	AX6060Z1	Screws	10
2	AX6060A	Volute	1
3	AX6060UNPAK	Union Fittings Kit (2 Unions with O-Rings)	5
—	SPX1495Z1	Union O-Ring	50
4	AX6060C	Impeller Assembly	5
5	AX6060S	O-Ring	50
6	SPX2700SA	Seal Assembly	10
7	AX6060E	Seal Plate Assembly (Seal Plate with Drain Plug and O-Ring)	1
8	SPX4000FG	Drain Plug with O-Ring	50
9a	AX6060G	Motor Support	1
9b	SPX2707Z1BT	HSP30060 Motor (3/4 H.P., 60 Cycles)	1
—	SPX3200Z5PAK4	Motor Bolt (Pack of 4)	50
—	SPX2707Z1B	6060 Motor (3/4 H.P., 60 Cycles)	1
—	6060HKIT	Booster Pump Hose Kit, HSP30060 and 6060	5

# Matrix Pump

SP5600 PUMP SERIES REPLACEMENT PARTS

Pumps

## Parts Diagram



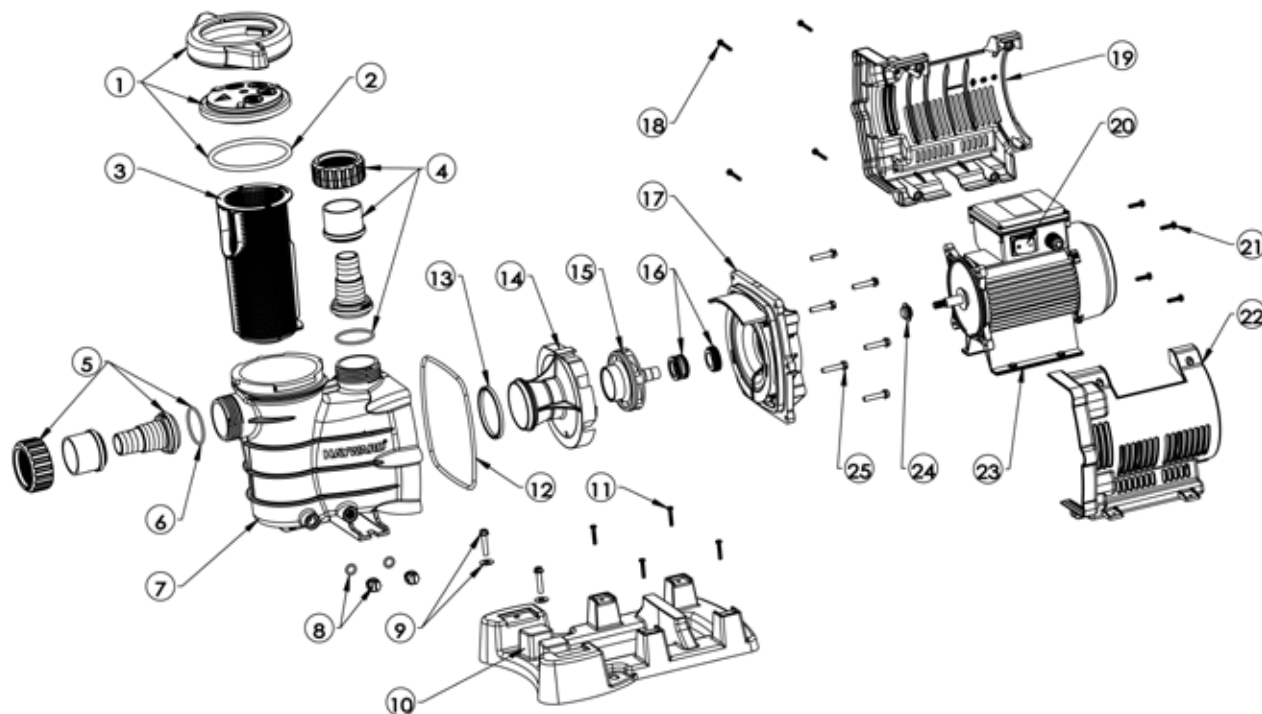
Ref. No.	Part No.	Description	Ctn. Qty.	No. Req'd
1	SPX5500D	Strainer Cover w/Lock Ring & 'O' Ring	10	1
2	SPX5500H	Strainer Cover 'O' Ring	10	1
3	SPX5500F	Strainer Basket	10	1
4	SPX5500G	Strainer Retainer/'C' Clip	10	1
5	SPX5500C	Strainer Housing with drain plug	1	1
6	SPX1700FG	Drain Plug w/Gasket	10	1
7	SPX5500K	Strainer 'O' Ring	10	1
8	SPX0714Z48	Screw, #14 x 1/4" Type B Pan Head (8 pack)	80	1
9	SPX5500B	Pump Cover	4	1
10	SPX0710XZ5	Housing 'O' Ring	10	1
11	SPX1591F	1 HP Impeller Assembly + 1 1/2 HP	10	1
12	SPX1500KA	Shaft Seal Assembly	10	1
13	SPX5500A	Pump Housing (includes pump cover)	4	1
14	SPX5500E1	Shroud Assembly	4	1
15a	SPX1509Z1UF	1 HP Motor, single speed	1	1
15b	SPX1514Z1UF	1 1/2 HP Motor, single speed	1	1
15c	SPX1514Z26F	1 1/2 HP motor, 2-speed	1	1
16	SPX2090A	Motor Housing	1	1
17a	SPX2090CAM	End Cover for Single Speed Pump	1	1
17b	SPX2090CETM	End Cover with Timer, Single Speed Pump	1	1
17c	SPX2090C2ET	End Cover for 2-speed pump with timer	1	1
17d	SPX2090C2	End Cover for Two Speed Pump	1	1
18	SP1500UNPAK2	Union Connector Assembly (set of 2 unions)	50	1
19	SPX5500M	Base (includes foam insert)	1	1
	ECX1325R	Switch Assembly - Single Speed		1
	ECX13252R	Switch Assembly - 2 speed or timer		1
	ECX1108A	Mounting Screw for Base		1
	SPX1550WA5	Power Cord		1
	SPX5500MFB	Foam insert for base	1	1
	SPX1500Q5	Shaft Sleeve for Motor	1	1
	SPX2000E	Heat Baffle for Motor	1	1

# PowerFlo II

## VL2280 & VL2285 SERIES REPLACEMENT PARTS

Pumps

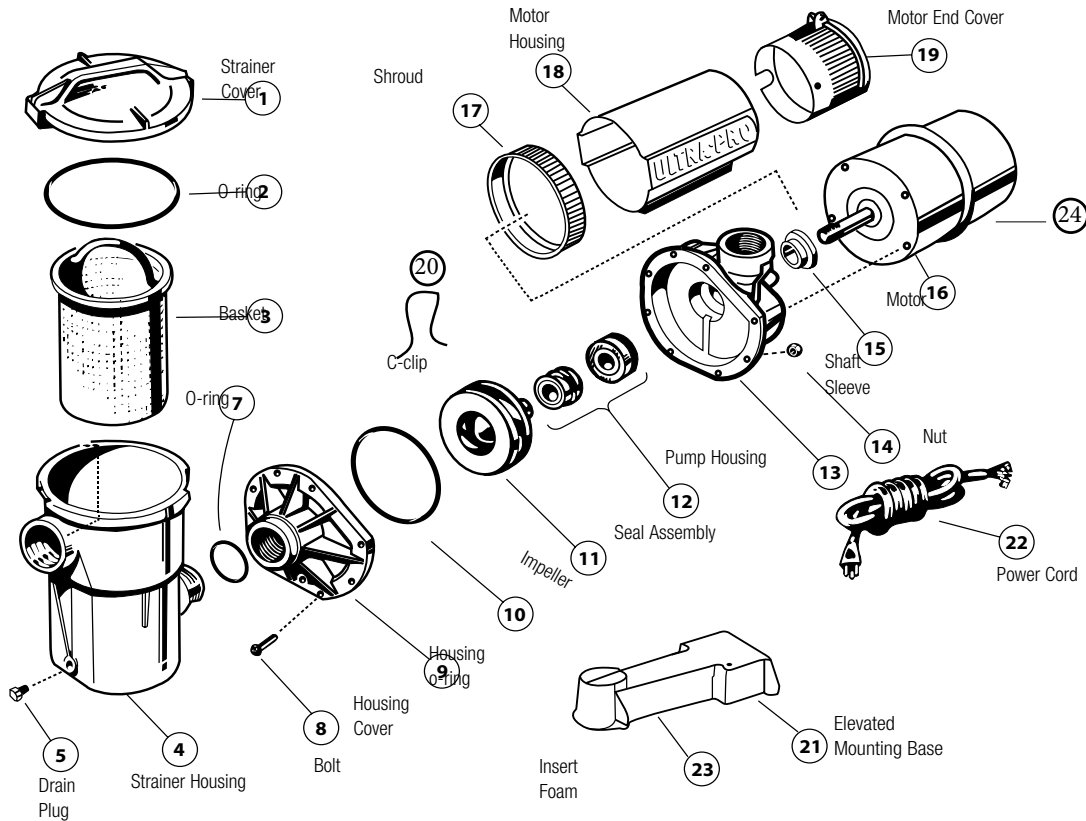
Parts for Pump Models: VL2280 & VL2285



Ref. No.	Part No.	Description	No. Req'd
1	SPX8100LDS	Strainer Cover Assembly	1
2	SPX8100S	Strainer Cover O-Ring	1
3	SPX8100M	Strainer Basket	1
4	SPX8100UNSAUPAK	Female Adapter Kit	1
5	SPX8100UNBPAK	Male Adapter Kit	1
6	SPX8100UNO	Mal Adapter O-Ring	1
7	SPX8100AA	Pump Housing	1
8	SPX1700FG	Drain Plug Assembly	1
9	SX180KKIT	Housing Fix Screw Kit	1
10	VLX2280G	Base	1
11	SPX0714Z2	Shroud Fix Screw Kit	1
12	GMX600F	Seal Plate O-Ring	1
13	SPX8100R	Diffuser Gasket	1
14	SPX8100B	Diffuser	1
15	VLX1280TC	Impeller	1
16	SPX1600Z2	Shaft Seal Assembly	1
17	SPX8100E	Seal Plate	1
18	SPX2700Z3PAK4	Shroud Screw Kit	1
19	VLX2280AM2	Rear Shroud	1
20	LTBCYXSW	Switch	1
21	SPX8100Z1	Motor Mounting Screw	1
22	VLX2280AM1	Front Shroud	1
23	VLX2280Z1C	Motor	1
24	SPX1500Q6	Slinger	1
25	6060XZ1	Housing Screw Kit	1
26*	SPX1550WA5CH	25' Cord Set	1

\*Not shown in exploded view

Parts for Pump Models: SP2290, SP2295, SP2290ET, SP2295ET

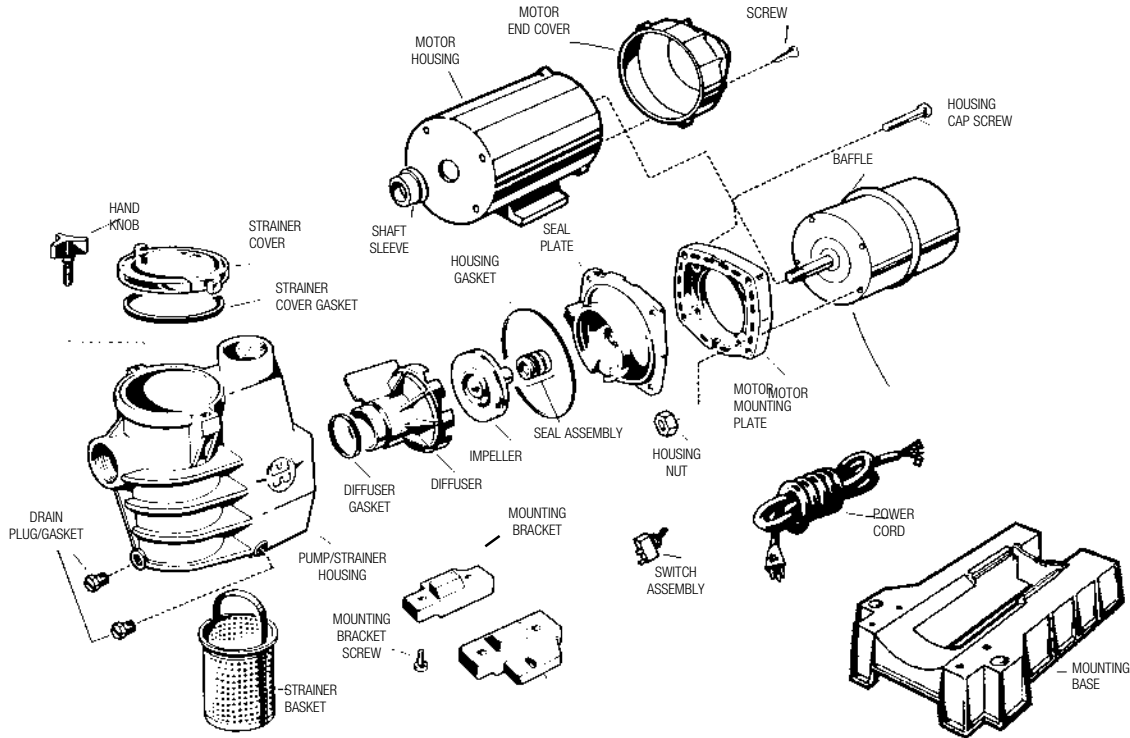


Ref #	Part No.	Description	Qty. Req'd
1	SPX1500D2A	Strainer Cover with O-Ring	1
2	SPX1500P	Strainer O-Ring	1
3	SPX1500LX	Basket	1
4	SPX1500CAP	Strainer Housing with Basket and Drain Plug	1
5	SPX1700FG	Drain Plug w/Gasket	1
7	SPX1500W	O-Ring	1
8	SPX1500N2	Bolt	8
9	SPX1580BP	Housing Cover	1
10	SPX1580Z1	Housing O-Ring	1
11	SPX1500E	Impeller for all models	1
12	SPX1500KA	Seal Assembly	1
13	SPX1580AAP	Pump Housing	1
14	SPX1500Y2	Nut	8
15	SPX1500Q5	Shaft Sleeve	1
16a	SPX1509Z1UF	1 H.P motor, single speed	1
16b	SPX1514Z2UF	1.5 H.P motor, 2 speed	1
16c	SPX1514Z1UF	1.5 HP Motor, single speed	1
17	SPX2090B	Shroud	1
18	SPX2090A	Motor Housing	1
19a	SPX2090C	Motor End Cover Assembly for single speed motor	1
19b	SPX2090CET	Motor End Cover (electronic timer, single speed)	1
19c	SPX2090C2ET	Motor End Cover, 2 Speed with Timer	1
-	ECX1325R	Switch Assembly (Single Speed) (not shown)	1
-	ECX13252R	Switch Assembly - timer or 2 speed (not shown)	1
20	SPX1515C	C-Clip	1
21	SPX5500M	Elevated Mounting Base	1
22	SPX1550WA5	Power Cord	1
23	SPX5500MFB	Foam Insert for Base	1
-	ECX1108A	Mounting Screw/Washer for base (not shown)	1
24	SPX2000E	Heat Baffle for motor	1

# UltraMax

## SP2910 & SP2915 PUMP SERIES REPLACEMENT PARTS

Parts for Pump Models: SP2910, SP2915, SP2910ET, SP2915ET

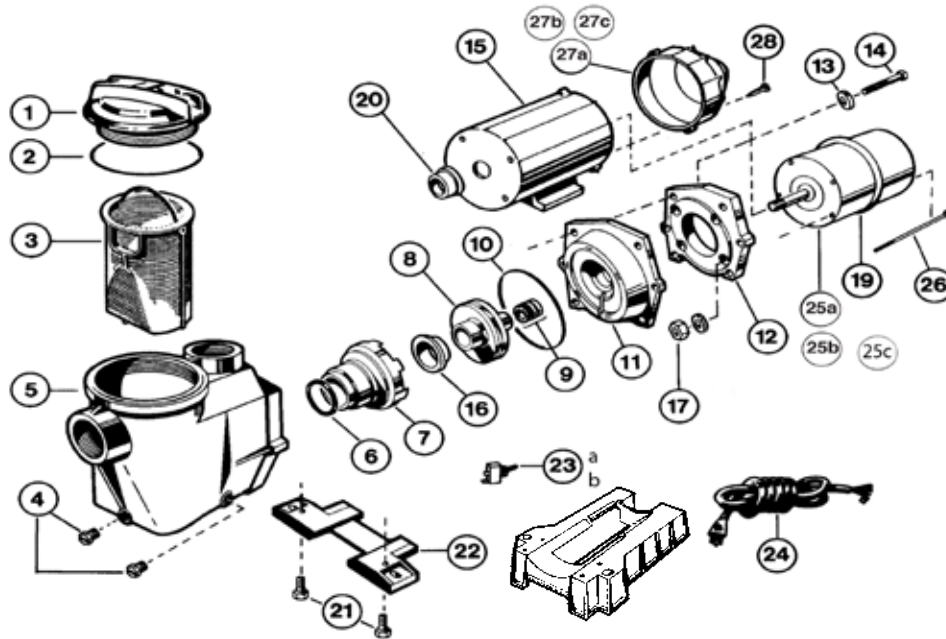


Part No.	Description	Ctn. Qty.	Qty. Req'd
SPX1250LA	Strainer Cover + Gasket	25	1
SPX0125T	Strainer Cover Gasket	100	1
SPX1600PN	Hand Knob + Swivel Nut	50	2
SPX1700FG	Drain Plug + Gasket	50	2
SPX2800AA	Pump/Strainer Housing - includes drain plugs + housing gasket	1	1
SPX1600R	Diffuser Gasket	500	1
SPX2800B	Diffuser	10	1
SPX2915CT	Impeller for all models	20	1
SPX1600Z2	Seal Assembly	50	1
SPX1600T	Housing Gasket	50	1
SPX2600E5	Seal Plate	10	1
SPX1600F3M	Motor Mounting Plate	25	1
SPX2800M	Strainer Basket	10	1
SPX1600Z4	Housing Cap Screw	500	4
SPX2000A3	Motor Housing	2	1
SPX1500Q4	Shaft Sleeve	200	1
SPX3300Z3	Housing Nut	10	4
SPX2000E	Heat Baffle	50	1
SPX1600Z52	Mounting Bracket Screw (Set of 2)	100	1
SPX2600G1	Mounting Bracket (Set of 2) and mounting screws	1	1
ECX1325R	Switch Assembly - Single Speed	200	1
ECX13252R	Switch Assembly - 2 Speed or Timer	200	1
SPX1550WA5	Power Cord	10	1
SPX2000C2	Motor End Cover only	5	1
SPX1411Z3	Screw for motor end cover	1000	3
SPX2601B	Base Pins (Pack of 2)	100	1
SPX2601AB	Mounting Base	1	1
SPX1509Z1TFS	1 HP Motor, single speed	1	1
SPX1514Z1TFS	1.5 HP Motor, single speed	1	1
SPX1514Z2TFS	1.5 HP Motor, 2 Speed	1	1
SPX2000CET	Motor End Cover Assy, single speed with timer	10	1
SPX2000C2ET	Motor End Cover Assy, 2 Speed with timer	10	1

# Turbo Injection

SP-3310 AND SP-3315 (2) (ET) PUMP SERIES REPLACEMENT PARTS

Parts for Pump Models: SP-3310, SP-3315 (2) (ET)



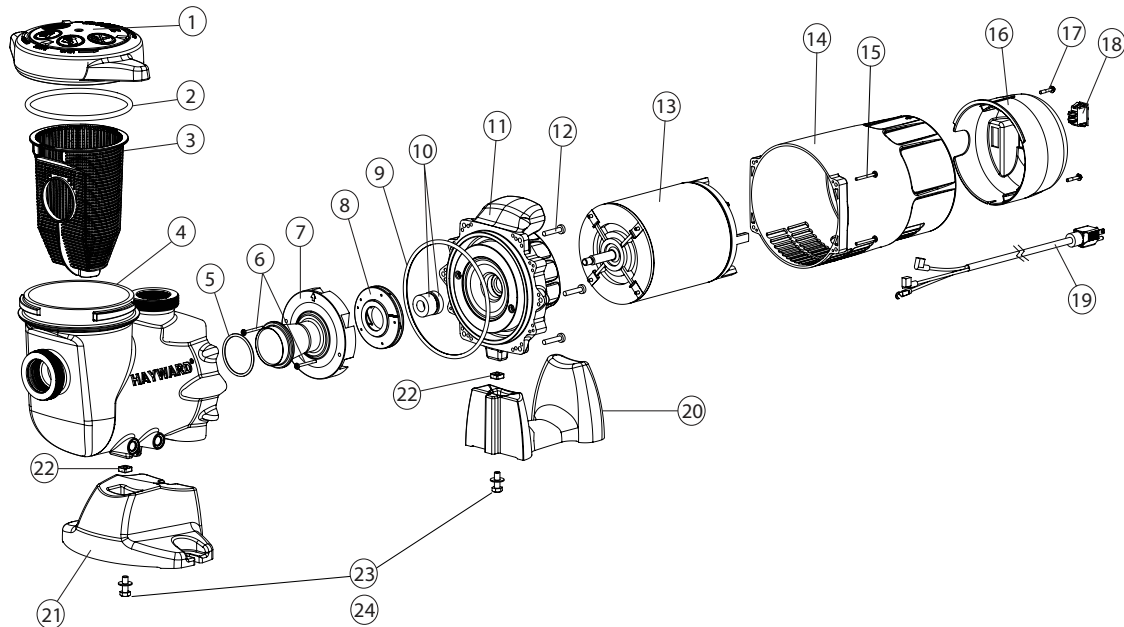
Ref. No.	Part No.	Description	Qty. Per
1	SPX3100D	Strainer Cover	1
2	SPX3000S	Strainer Cover O-Ring	1
3	SPX3000M	Strainer Basket	1
4	SPX1700FG	Drain Plug w/Gasket	2
5	SPX3100AAT	Pump/Strainer Housing with Basket	1
6	SPX1600R	Diffuser Gasket	1
7	SPX3000BN	Diffuser	1
8	SPX3015CT	Impeller	1
9	SPX1600Z2	Seal Assembly	1
10	SPX3000T	Housing Gasket	1
11	SPX3020E	Seal Plate	1
12	SPX3000F3M	Motor Mounting Plate	1
13	SPX3000Z26	Flat Washer (Pack of 6)	6
14	SPX1600Z4	Housing Cap Screw	6
15	SPX2000A3	Motor Housing	1
16	SPX3005R	Impeller Ring	1
17	SPX3300Z3	Housing Nut	4
19	SPX2000E	Baffle	1
20	SPX1500Q4	Shaft Sleeve	1
21	SPX1600Z52	Mounting Bracket Screw (Pack of 2)	2
22	SPX3000GA	Mounting Bracket with Hardware	1
23a	ECX1325R	Switch Assembly Single Speed	1
23b	ECX13252R	Switch Assembly for 2 Speed or Timer	1
24	SPX1550WA5	Power Cord	1
25a	SPX1509Z1TFS	Motor, Single Speed, 1 HP	1
25b	SPX1514Z2TFS	Motor-60 Cycle Single Phase 2 Speed (For SP-3315 (2) (ET)), 1.5 H.P	1
25c	SPX151421TFS	Motor Securing Bolt, Single-Spee, 1.5 HP	1
27a	SPX2000C2	Motor End Cover	1
27b,c	SPX2000C2ET	Motor End Cover c/w 2 Speed Switch and Cord, for Timer	1
28	SPX-1411Z3	Screw	3
	SPX2601AB	Mounting Base	1
	SP3100T	Strainer Cover Removal Tool	1

# TurboFlo II

## PUMP SERIES REPLACEMENT PARTS

Pumps

### Parts Diagram



Ref. No.	Part No.	Description	Qty. Per
1 & 2	SPX2700DLS	Strainer Cover/O-Ring	1
2	SPX2700Z4	O-Ring for Strainer Cover	1
3	SPX2700M	Strainer Basket	1
4	SPX5700AALL	Pump Housing Assembly, Less Label	1
5	SPX1495Z1	O-Ring	1
6	SPX2700Z3	Screw	2
7	SPX5700B	Diffuser	1
8	SPX1591FM	Impeller	1
9	SPX5500H	Strainer Housing O-Ring	1
10	SPX1500KA	Seal Assembly	1
11	SPX5700E	Seal Plate	1
12	6060Z1	Screw	6
13a	SPX1509Z1UF	1 HP Motor	1
13b	SPX1514Z1UF	1.5 HP Motor	1
13c	SPX1514Z2UF	1.5 HP 2SP Motor	1
14	SPX5700AM	Motor Housing	1
15	SPX2700Z3	Screw	4
16a	SPX5700CA	End Bell Assembly Single Speed	1
16b	SPX5700CA2	End Bell Assembly 2 Speed	1
17	SPX1500T2	Screw	2
18a	ECX1325R	Switch for Single Speed	1
18b	ECX13252R	Switch for 2 Speed	1
19	SPX1550WA5C	Cord Set	1
20	SPX5700G	Motor Support	1
21	SPX5700H	Main Base	1
22	SPX2700Z2	Housing Square Nut	2
23	SPX5700Z4	Bolt	2
24	ECX1109	Washer	2



# FLEXES BETTER.

The TriStar XL is a game changer for large residential pools, feature-rich pools or complex pool pad configurations. Engineered for performance and versatility, the TriStar XL delivers increased flow from extra-large 2.5" x 3" unions, the removable strainer housing allows for more adaptable pump configurations, and the oversized strainer basket reduces cleaning and maintenance.

POWERFUL DESIGN. VERSATILE PERFORMANCE.



TRISTAR® XL HIGH PERFORMANCE  
VARIABLE-SPEED PUMP

HIGHEST  
IN CLASS  
**WEF**



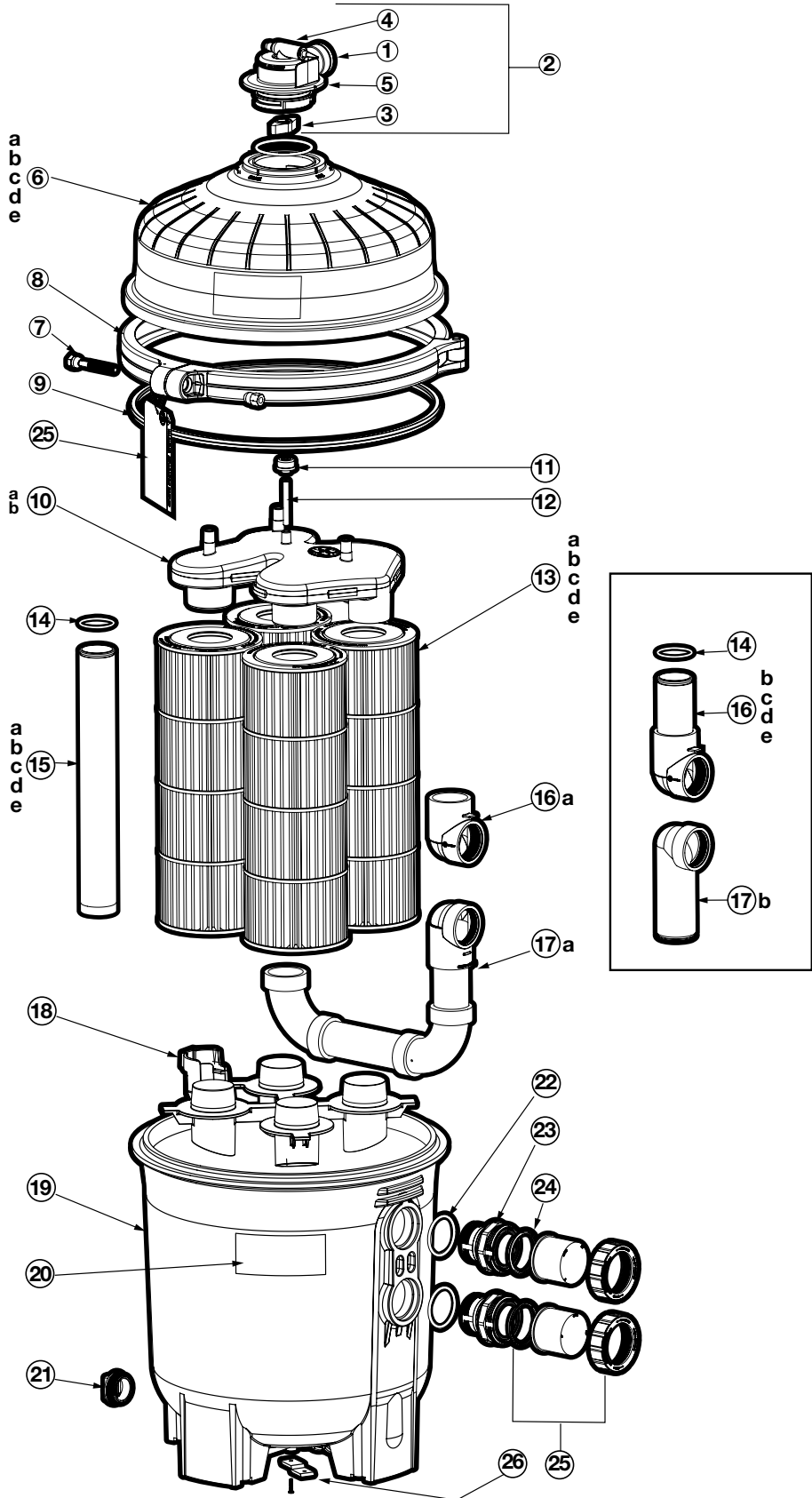
Scan the code to  
learn more.

 **HAYWARD®**

**We Build Better.®**

### Parts Diagram

Filters

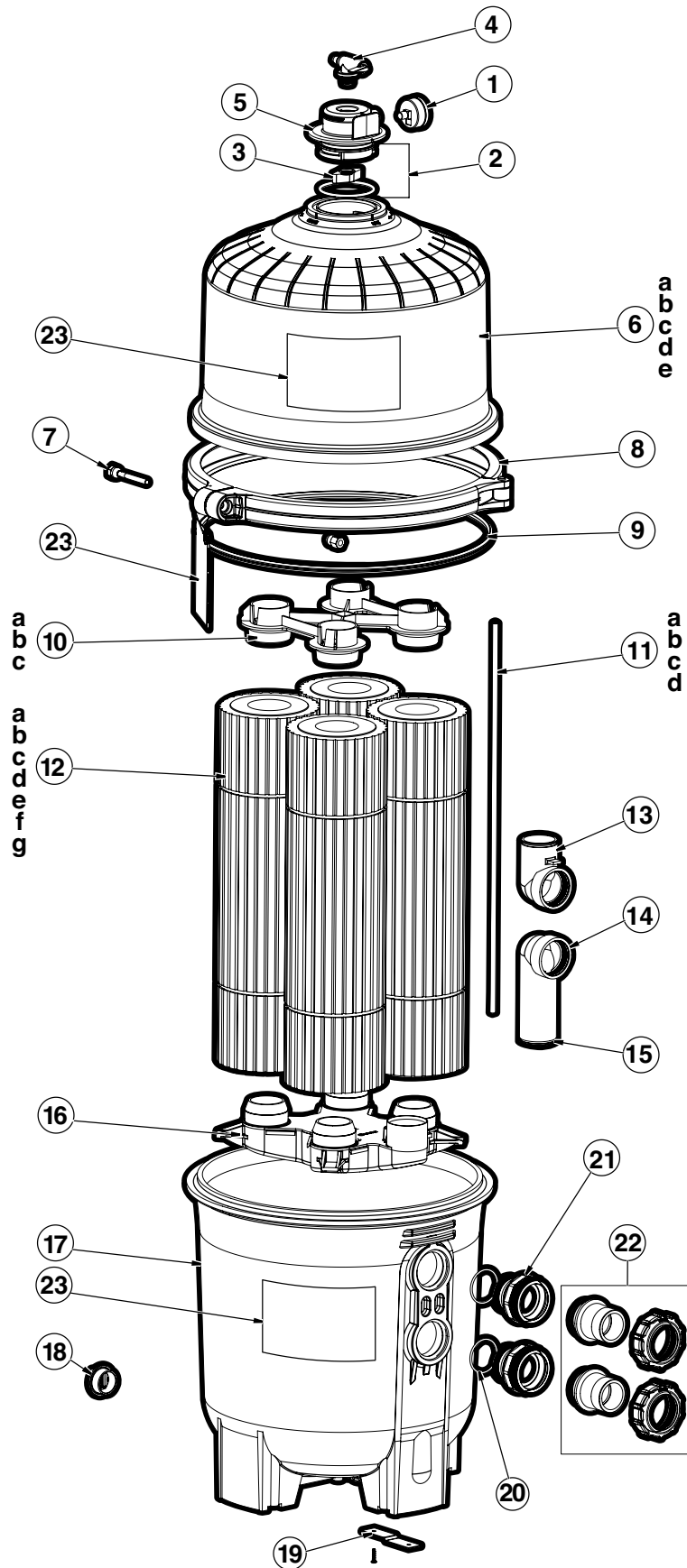


## Parts Listing

Ref. No.	Part No.	Description	Ctn. Qty.
1	ECX2712B1	Pressure Gauge	20
2	DEX2420Z8A	O-Ring Kit (set of 2)	10
3	CCX1000N	Air Relief Valve Nut	50
4	CCX1000V	Manual Air Relief with O-Ring	50
5	DEX2420MAR2	Manual Air Relief Assembly	1
6a	DEX2420BTC	Upper Filter Body with Clamp C2030	1
6b	DEX3620BTC	Upper Filter Body with Clamp C3030	1
6c	DEX4820BTC	Upper Filter Body with Clamp C4030	1
6d	DEX6020BTC	Upper Filter Body with Clamp C5030	1
6e	DEX7220BTC	Upper Filter Body with Clamp C7030	1
7	DEX2421J2	Clamp Bolt and Nut	10
8	DEX2421JKIT	Clamp System (Includes Clamp, Clamp Nut and Bolt, Hang Tag, Metal Reinforced Seal, and Labels)	1
9	DEX2422Z2	Metal Reinforced Seal	1
10a	CX3030C	Top Manifold C2030, C3030, C4030	1
10b	CX5030C	Top Manifold C5030, C7030	1
11	CX3000J1	Air Relief Filter	250
12	CX2030Z3	Air Relief Tube	10
13a	CX481XRE	Cartridge Element C2030	1
	CX481XREPAK4	Cartridge Elements (4 Pack) C2030	1
13b	CX580XRE	Cartridge Element C3030	1
	CX580XREPAK4	Cartridge Elements (4 Pack) C3030	1
13c	CX880XRE	Cartridge Element C4030	1
	CX880XREPAK4	Cartridge Elements (4 Pack) C4030	1
13d	CX1280XRE	Cartridge Element C5030	1
	CX1280XREPAK4	Cartridge Elements (4 Pack) C5030	1
13e	CX591XRE	Cartridge Element C7030	1
	CX591XREPAK4	Cartridge Elements (4 Pack) C7030	1
	CX7020M	Mid Plate Connector C7030	1
14	DEX2400Z5	Outlet Pipe O-Ring	10
15a	CX3031F6	Outlet Pipe C2030	1
15b	CX3031F7	Outlet Pipe C3030	1
15c	CX3031F8	Outlet Pipe C4030	1
15d	CX3031F9	Outlet Pipe C5030	1
15e	CX3031F10	Outlet Pipe C7030	1
16a	CX3030F	Inlet Elbow (after Sept. 2012)	5
16b	CX3030F1	Outlet Elbow with Pipe C2030 (prior to Sept. 2012)	5
16c	CX3030F2	Outlet Elbow with Pipe C3030 (prior to Sept. 2012)	5
16d	CX3030F3	Outlet Elbow with Pipe C4030 (prior to Sept. 2012)	5
16e	CX3030F4	Outlet Elbow with Pipe C5030 (prior to Sept. 2012)	5
17a	CX3030H	SwimClear Lower Piping Assembly (after Sept. 2012)	1
17b	CX3020FB	Outlet Elbow (prior to Sept. 2012)	5
18	CX3030D	Bottom Cartridge Mounting Plate	1
19	DEX2420ATC	Lower Filter Body with Clamp	1
20	DEX2420LA6PAK	Label Pack (Includes all Warning and Operation Labels, Hang Tag, Wire Tie, Owner's Manual)	10
21	SP1022CBLK	1 ½" Drain Plug with O-Ring (Black)	100
22	SX220Z2	Bulkhead O-Ring	10
23	CX3035F	Bulkhead Fitting	25
24	SPX3200UG	Union Gasket (set of 2)	100
25	SPX3200UNKIT	Union Connection Kit (2 each of nuts, connectors, gaskets)	10
26	DEX2420DCKIT	(Optional) Tie Down – Strap Kit (2 each of straps, screws)	25

### Parts Diagram

Filters



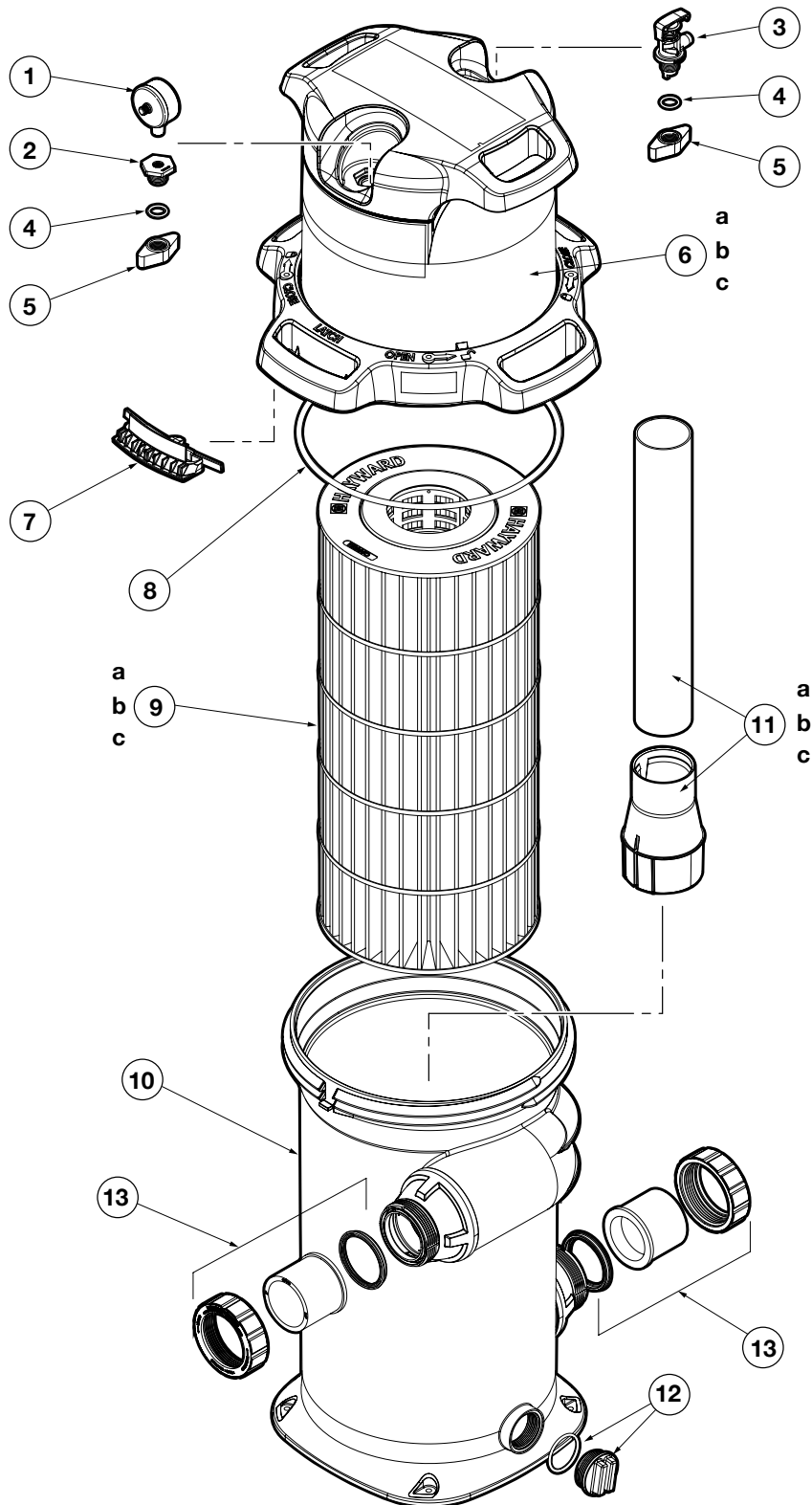
## Parts Listing

Ref. No.	Part No.	Description	Ctn. Qty.
1	ECX2712B1	Pressure Gauge	20
2	DEX2420Z8A	O-Ring Kit (Set of 2)	10
3	CCX1000N	Manual Air Relief Valve Nut	50
4	CCX1000V	Manual Air Relief Valve with O-Ring	50
5	DEX2420MAR2	Manual Air Relief Assembly	1
6a	DEX2420BTC	Filter Head (C2020/C2025)	1
6b	DEX3620BTC	Filter Head (C3020/C3025)	1
6c	DEX4820BTC	Filter Head (C4020/C4025)	1
6d	DEX6020BTC	Filter Head (C5020/C5025)	1
6e	DEX7220BTC	Filter Head (C7000/C7020)	1
7	DEX2421J2*	Clamp Bolt and Nut	10
8	DEX2421JKIT	Clamp Assembly (Including Clamp, Clamp Nut and Bolt, Warning Hang Tag, Metal Reinforced Seal and Labels)	1
9	DEX2422Z2*	Metal Reinforced Seal	1
10a	CX2020DA	Top Closure Plate (C2020/C2025)	1
10b	CX3020DA	Top Closure Plate (C3020/C3025, C4020/C4025)	1
10c	CX5020DA	Top Closure Plate (C5020/C5025)	1
11a	CX800Z4	Air Relief Tube Assembly (C2020/C2025)	20
11b	CX3000Z3	Air Relief Tube Assembly (C3020/C3025)	50
11c	CX4000Z3	Air Relief Tube Assembly (C4020/C4025)	50
11d	CX5000Z3	Air Relief Tube Assembly (C5020/C5025)	50
12a	CX480XRE	Replacement Element (C2020/C2025)	1
	CX480XREPAK4	Cartridge Elements (C2020, C2025) – 4 Pack	1
12b	CX580XRE	Replacement Element (C3020/C3025)	1
	CX580XREPAK4	Cartridge Elements (C3020, C3025) – 4 Pack	1
12c	CX880XRE	Replacement Element (C4020/C4025)	1
	CX880XREPAK4	Cartridge Elements (C4020, C4025) – 4 Pack	1
12d	CX875XRE	Replacement Element (C4520)	1
	CX875XREPAK4	Cartridge Elements (C4520) – 4 Pack	1
12e	CX1280XRE	Replacement Element (C5020/C5025)	1
	CX1280XREPAK4	Cartridge Elements (C5020, C5025) – 4 Pack	1
12f	CX1380XRE	Replacement Element (C5520 Series)	1
	CX1380XREPAK4	Cartridge Elements (C5520) – 4 Pack	1
12g	CX590XRE	Replacement Element (C7000/C7020)	1
	CX590XREPAK4	Cartridge Elements (C7000, C7020) – 4 Pack	1
—	CX7020M	Mid Plate Connector (C7000/C7020 Models Only)	1
13	CX3000F1B	Inlet Elbow	25
14	CX3020FB	Outlet Elbow	5
15	DEX360M	O-Ring	100
16	CX3000C	Bottom Collector Manifold	1
17	DEX2420ATC	Filter Body	1
18	SP1022CBLK	1 ½" Drain Plug with O-Ring	100
19	DEX2420DCKIT	Strap Kit (Optional)	25
20	SX220Z2	O-Ring	10
21	DEX2420F	Bulkhead Fitting	25
22	DE2400PAK2CS	Plumbing Kit (Includes 2 O-Rings, 2 Slip Connectors and 2 Locknuts)	10
23	DEX2420LA6PAK	Label Pack (Includes all Warning and Operation Labels, Hang Tag (#24), Wire Tie and Owner's Manual)	10

**NOTE:** \*Compatible only with DEX2421JKIT clamp system for Hayward Pro-Grid™ D.E. and SwimClear™ cartridge filters.

### Parts Diagram

Filters



## Parts Listing

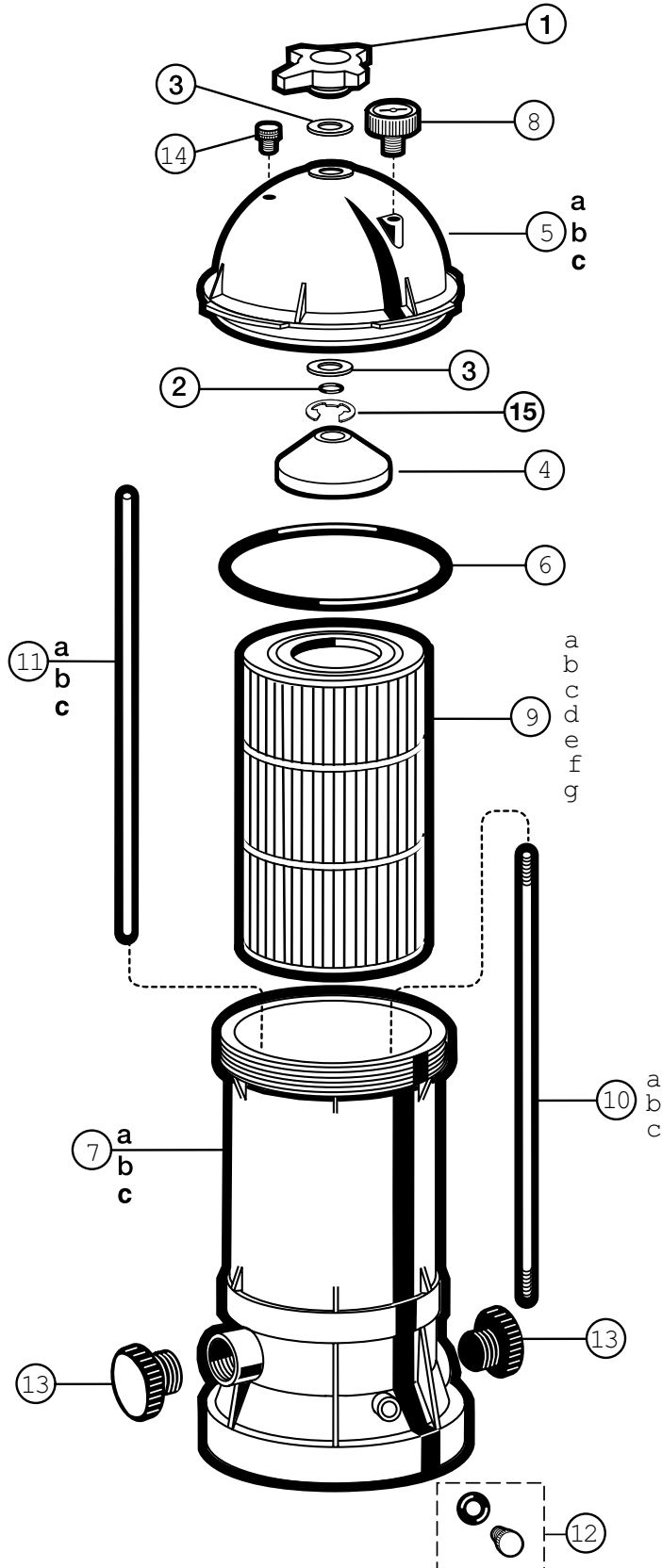
Ref. No.	Part No.	Description	Ctn. Qty.
1	ECX271261	Pressure Gauge	20
2	CCX1000L	Threaded Adapter for Pressure Gauge	50
3	CXRLV1001	Air Relief Assembly with O-Ring	20
4	CXGAR1001PAK2	O-Ring Kit (Set of 2)	20
5	CCX1000N	Adapter Nut (Set of 2)	50
6a	CX100B	Filter Head Assembly, C100S	1
6b	CX150B	Filter Head Assembly, C150S	1
6c	CX200B	Filter Head Assembly, C200S	1
7	CXLRL1001	Latch for Lock Ring	10
8	CXFHR1001	O-Ring for Filter Head	10
9a	CX100XRE	Cartridge Element C100S	1
9b	CX150XRE	Cartridge Element C150S	1
9c	CX200XRE	Cartridge Element C200S	1
10	CXFBA1001	Filter Body Assembly	1
11a	CXFDA100	Filter Diffuser Assembly C100S	1
11b	CXFDA150	Filter Diffuser Assembly C150S	1
11c	CXFDA200	Filter Diffuser Assembly C200S	1
12	SP1022CBLK	Drain Plug with O-Ring	100
13	SPX3200UNKIT	Union Connection Kit (2 each of Nuts, Connectors and Gaskets)	10
<b>OPTIONAL</b>			
—	SPX1500JS	Union Connector 1.5" Socket	25
—	SPX1500JT	Union Connector 1.5" FIP	-

# StarClear™ Plus

CARTRIDGE FILTER SERIES AND SEPARATION TANK REPLACEMENT PARTS

## Parts Diagram

Filters



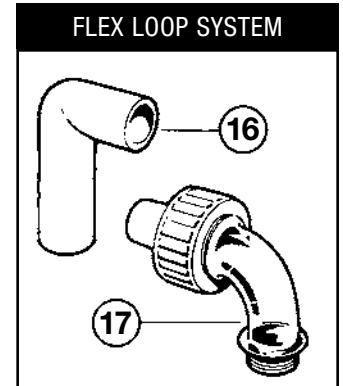
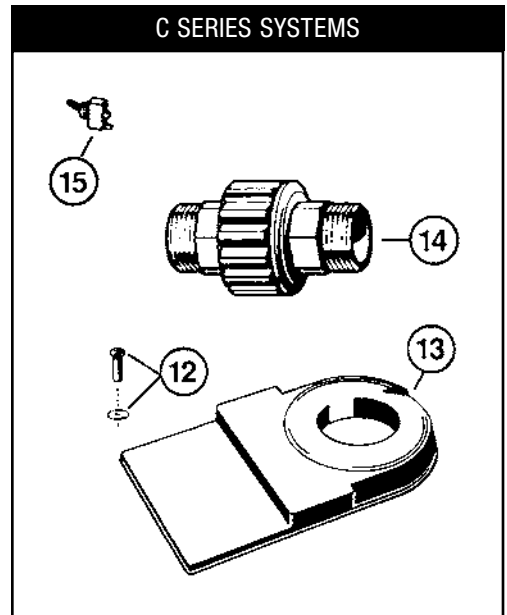
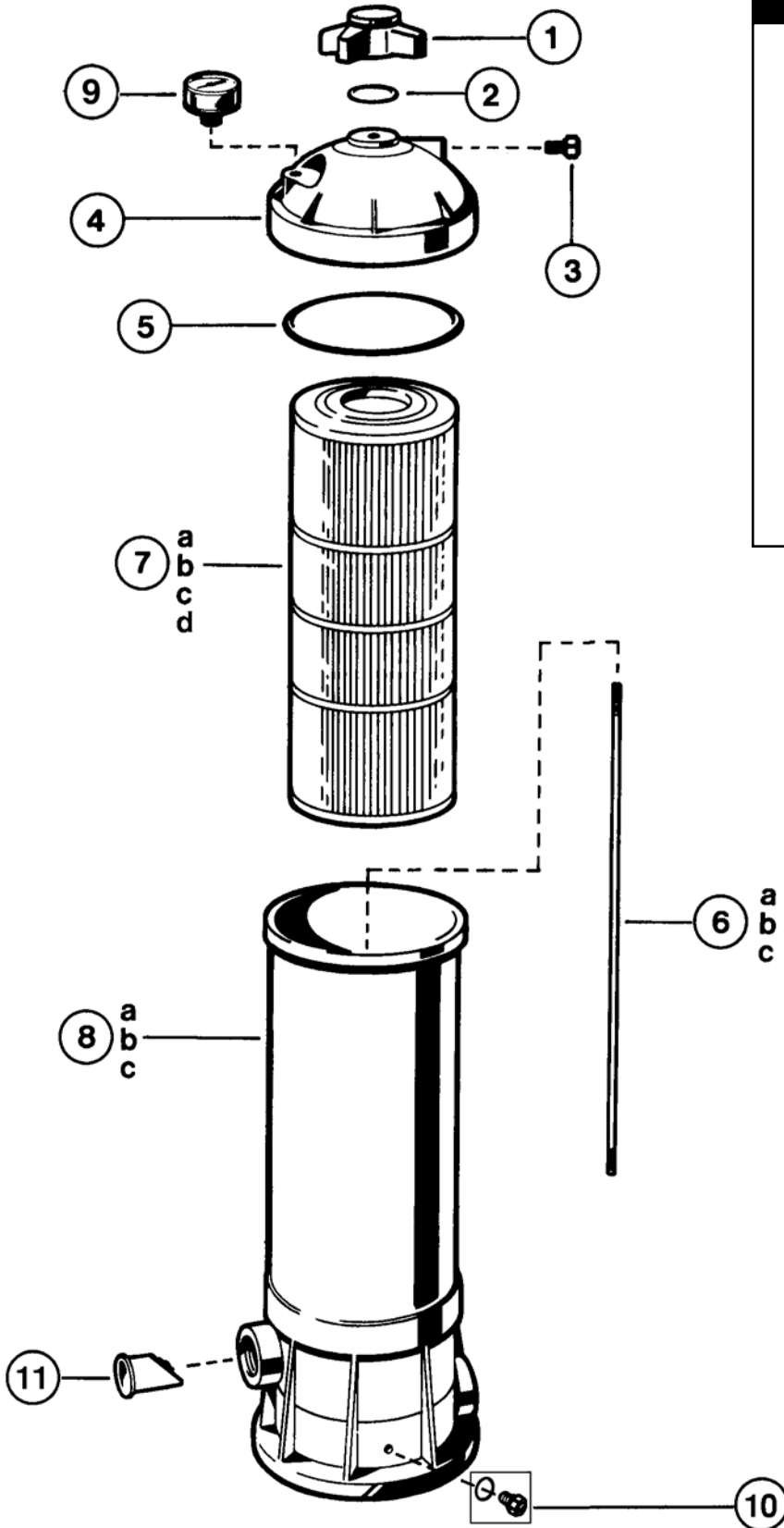


### Parts Listing

Ref. No.	Part No.	Description	Ctn. Qty.
1	CX900G	Locking Knob (C751, C900, C1200, C1502 Series)	5
	CX900DA	Knob Accessory Kit (Includes Plastic Washers, O-Ring, Guide Cone and E-Clip)	20
2	CX1750G	Locking Knob (C1750, C2002 Series)	5
	CX900H	Knob O-Ring	50
3	CX900WPAK2	Knob Washer (Set of 2)	25
4	CX900D	Guide Cone	10
5a	CX900B	Filter Head with Directional Vent Valve (C751, C900 Series)	1
5b	CX1200B	Filter Head with Directional Vent Valve (C1200, C1502 Series)	1
5c	CX1750B	Filter Head with Directional Vent Valve (C1750, C2002 Series)	1
6	CX900F	Filter Head O-Ring	50
7a	CX900AA	Filter Body – 1 1/2" FIP (C751, C900)	1
	CX900AA2	Filter Body – 2" FIP (C7512, C9002, C9002S)	1
7b	CX1200AA	Filter Body – 1 1/2" FIP (C1200)	1
	CX1200AA2	Filter Body – 2" FIP (C12002, C12002S, C1502)	1
7c	CX1750AA2	Filter Body – 2" FIP (C17502, C17502S, C2002)	1
8	ECX271261	Pressure Gauge	20
9a	CX760RE	Cartridge Element (C751 Series)	1
9b	CX900RE	Cartridge Element (C900 Series)	1
9c	CX1200RE	Cartridge Element (C1200 Series)	1
9d	CX1520RE	Cartridge Element (C1502 Series)	1
9e	CX2020RE	Cartridge Element (C2002 Series)	1
9f	CX1750RE	Cartridge Element (C1750 Series)	1
9g	CX1900RE	Cartridge Element (C1900 Series)	1
10a	CX800Z2	Tie Rod (C751, C900 Series)	1
10b	CX1100Z2	Tie Rod (C1200, C1502 Series)	1
10c	CX1750Z2	Tie Rod (C1750, C2002 Series)	1
11a	CX800Z4	Air Relief Tube (C751, C900 Series)	20
11b	CX1100Z4	Air Relief Tube (C1200, C1502 Series)	10
11c	CX1750Z4	Air Relief Tube (C1750, C2002 Series)	1
12	CX250Z14A	Drain Plug Kit (Includes Plug and O-Ring)	50
13	CX900K	2" PVC Socket Connector	20
14	ECX1322A	Directional Vent Valve with O-Ring	20
15	CX900J	E-Ring	20
<b>D.E. SEPARATION TANK</b> Parts are same as C900 except replace cartridge element with option below.			
—	CX900DB	D.E. Collector Bag Assembly (May 2004 and Prior)	1
—	CX900DBA	D.E. Collector Bag Assembly (after May 2004)	1

### Parts Diagram

Filters



### Parts Listing

Ref. No.	Part No.	Description	Ctn. Qty.
1	CX250G	Locking Knob	10
2	CX250Z7	O-Ring	20
3	ECX1322A	Directional Vent Valve with O-Ring	20
4	CX250C	Filter Head (Dome) with Air Relief Valve	4
5	CX250F	Filter Head Gasket	50
6a	CX250Z2S	Tie Rod (C250), 18 9/32"	1
6b	CX500Z2S	Tie Rod (C500), 28 3/32"	1
6c	CX750Z2S	Tie Rod (C750, C100), 38 1/16"	1
7a	CX250RE	Cartridge Element (C250)	1
7b	CX500RE	Cartridge Element (C500)	1
7c	CX750RE	Cartridge Element (C750)	1
7d	CX1000RE	Cartridge Element (C100)	1
8a	CX250AA1	Filter Body with Tie Rod Assembly (C250)	1
8b	CX500AA1	Filter Body with Tie Rod Assembly (C500)	1
8c	CX750AA1	Filter Body with Tie Rod Assembly (C750, C100)	1
9	ECX27091	Pressure Gauge, Back Mount	25
10	CX250Z14A	Drain Plug Kit	50
11	ECX4077B1	Check Valve (optional)	20

### C Series Systems

—	SPX1250WA	6 ft. Cord Set— No. 14/3 AWG	10
—	ECX1248	Cord Strain Relief	1
12	ECX1108A	Pump Mounting Screw with Washer	10
13	-	Platform Base with Screws – Low Profile	1
14	SP1480BLK	1 1/2" Male Union	50
15	ECX1325	Switch Assembly	10

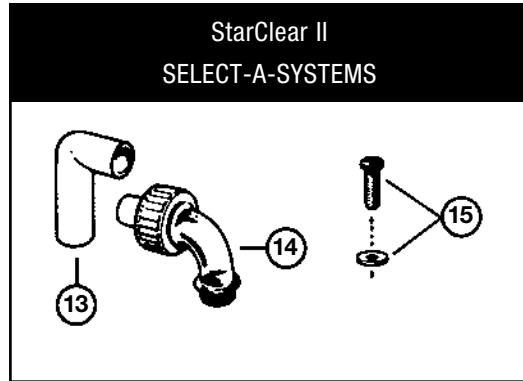
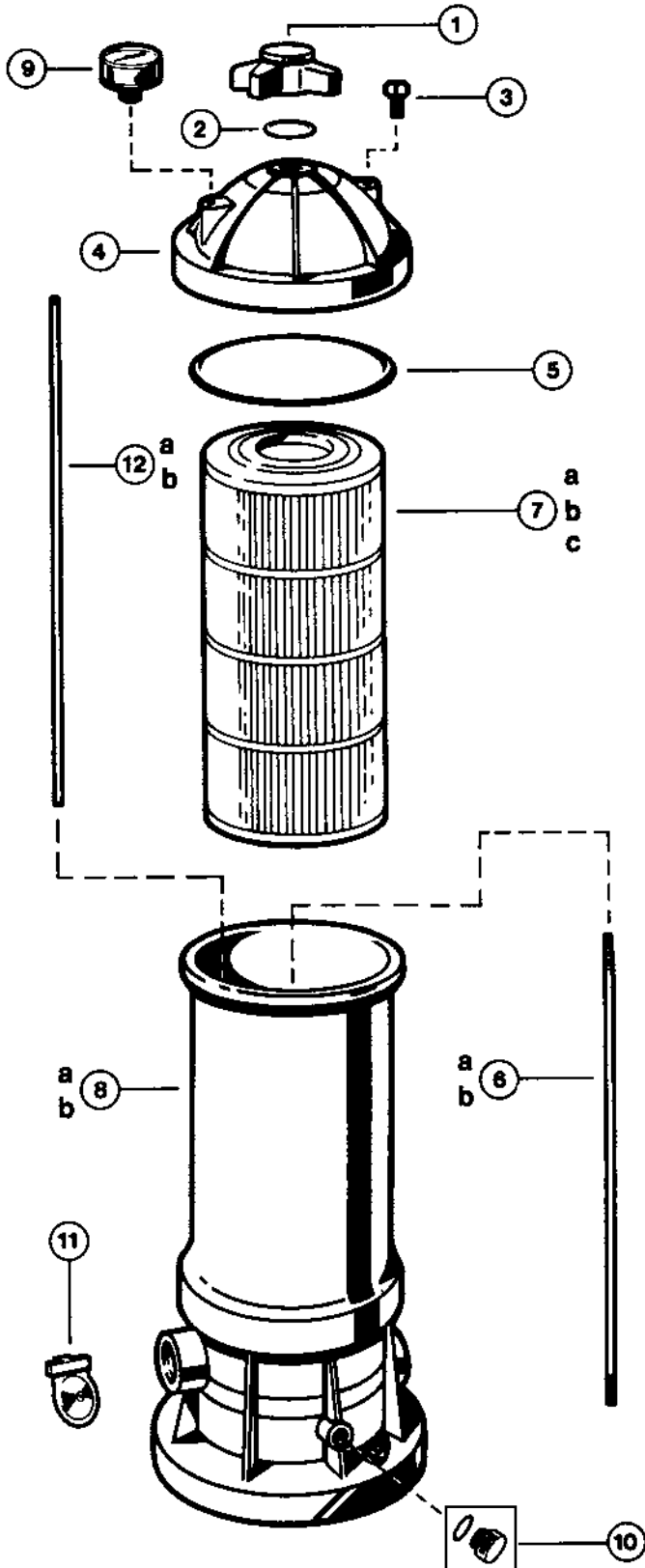
### Modular Flex Loop Systems

16	ECX1326A	Flex Loop Elbow	20
17	SPX14853	Sweep Elbow Union Assembly	20

# StarClear II™

CARTRIDGE FILTER SERIES AND SEPARATION TANK REPLACEMENT PARTS

## Parts Diagram



Filters

### Parts Listing

Ref. No.	Part No.	Description	Ctn. Qty.
1	CX800G	Locking Knob	10
2	CX250Z7	O-Ring	20
3	ECX1322A	Directional Vent Valve with O-Ring	20
4	CX800C	Filter Head (Cover) with Air Relief Valve	1
5	CX800F	Filter Head O-Ring	30
6a	CX800Z2	Tie Rod (C800)	1
6b	CX1100Z2	Tie Rod (C1100)	1
7a	CX800RE	Cartridge Element (C800)	1
7b	CX1100RE	Cartridge Element (C1100)	1
7c	CX800RE	Cartridge Element (C1500) – 2 Required	1
—	CX1500C	Cartridge Joiner (to join two C800RE cartridges in C1500 Filter)	5
8a	CX800AA*	Filter Tank Body – 1 1/2" (C800)	1
8b	CX1500AA*	Filter Tank Body – 1 1/2" (C1500)	—
9	ECX27091	Pressure Gauge	25
10	CX250Z14A	Drain Plug Kit (Includes Plug and O-Ring)	50
11	CX800HA	Check Valve Assembly (optional)	—
12a	CX800Z4	Auto Air Relief Tube (C800)	20
12b	CX1100Z4	Auto Air Relief Tube (C1100)	10

### Modular Selecta-Systems

13	ECX1326A	Flex Loop Elbow	20
14	SPX14853	Sweep Elbow Union Assembly	20
15	ECX1108A	5/16" x 3/4" Mounting Screws (2) and 5/16" Washers (2) Kit	10

### D.E. SEPARATION TANK

Parts are same as C1100 except replace cartridge element with bag below.

—	CX1100DB	D.E. Collector Bag Assembly	1
---	----------	-----------------------------	---

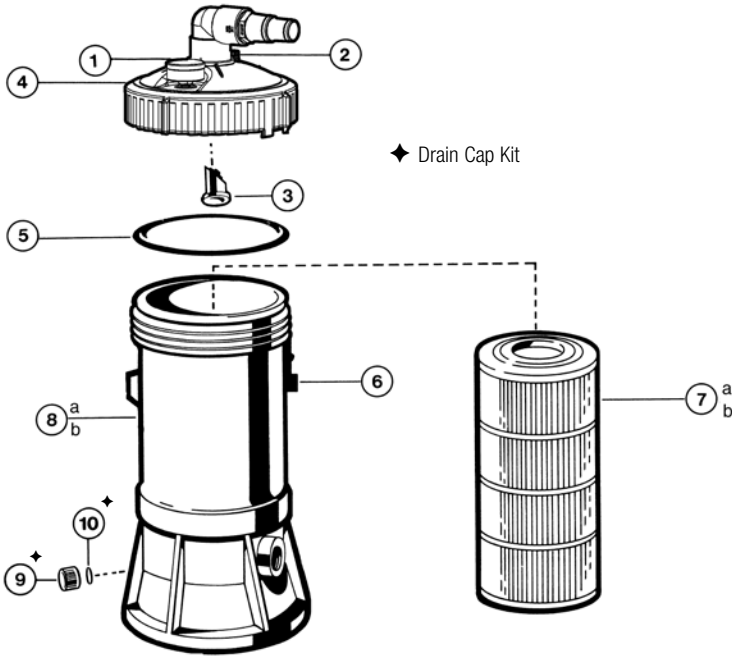
**NOTE:** \*1 1/2" NPT ports are standard. Add suffix 2 to part number for 2" NPT ports or 2S for 2" socket connections.

# EasyClear & Micro StarClear

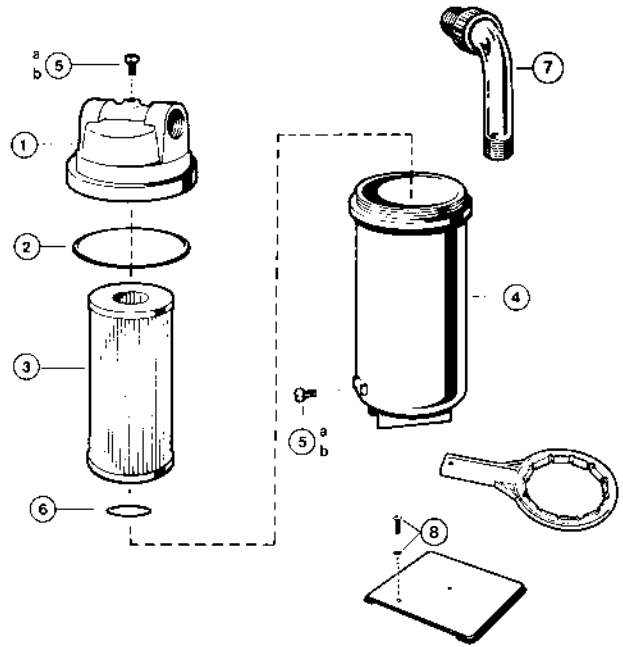
CARTRIDGE FILTER SERIES REPLACEMENT PARTS

## Parts Diagram and Parts Listing

EasyClear



Micro StarClear



EasyClear C400, 550 cartridge filter series replacement parts

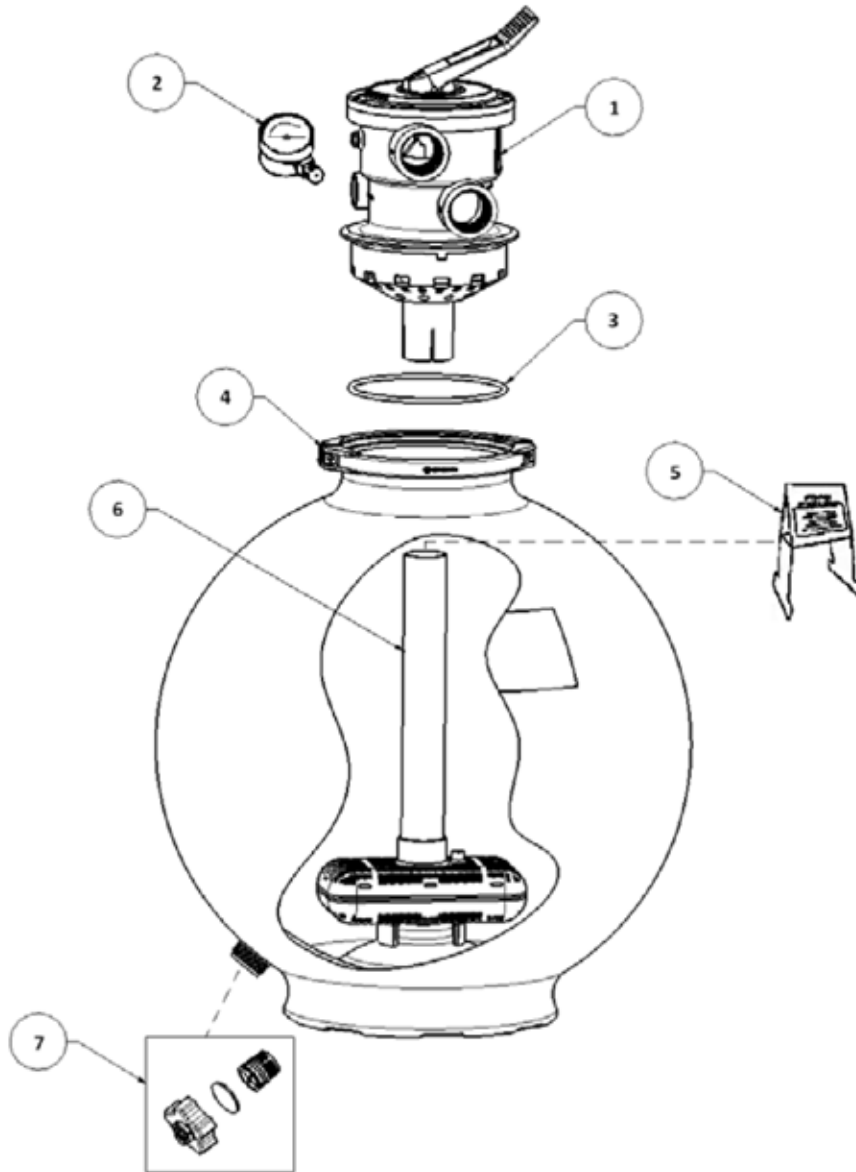
Ref. No.	Part No.	Description	Ctn. Qty.	No. Req'd
1	ECX27091	Gauge	25	1
2	ECX1322A	Vent Valve with O-Ring	20	1
3	ECX4077B1	Check Valve	20	1
4	CX400BA	Filter Head (Cover) with Check Valve and Locking Ring	1	1
5	CX400G	Filter Head (Cover) O-Ring	10	1
6	CX400D	Locking Ring Latch	10	1
7a	CX410RE	Filter Element (40 sq. ft.)	1	1
7b	CX550RE	Filter Element (55 sq. ft.)	1	1
8a	CX400AA	Filter Body (C400)	1	1
8b	CX550AA	Filter Body (C550)	1	1
9	SX200Z8	Drain Cap	—	1
10	SX200Z9	Gasket	25	1
◆	SX200Z8A	Drain Cap Kit (Includes #9 & 10)	50	1

Micro StarClear C120, C200, C225 cartridge filter series replacement parts

Ref. No.	Part No.	Description	Ctn. Qty.	No. Req'd
1	CX120AA	Filter Head with Vent Valve – 1 1/2" NPT	1	1
2	CX120D	O-Ring	100	1
3	CX225RE	Cartridge Element – 25 sq. ft. (C225)	12	1
4	CX120B	Filter Body Housing	1	1
5a	ECX1321A*	Air Relief Valve with O-Ring	—	2
5b	ECX1322A	Directional Vent Valve with O-Ring	20	1
—	CX250Z15	By-Pass Plug (Internal)	1	1
6	SPX1485C	Gasket	25	1
7	SPX1485BPAK	Threaded Elbow Union Assembly	10	1
—	S200KT	Wrench Tool for Body Housing (optional)	1	—
8	ECX1108A	Pump Mounting Screw with Washer	10	2

NOTE: \*Replace with ECX1322A.

### Parts Diagram and Parts Listing



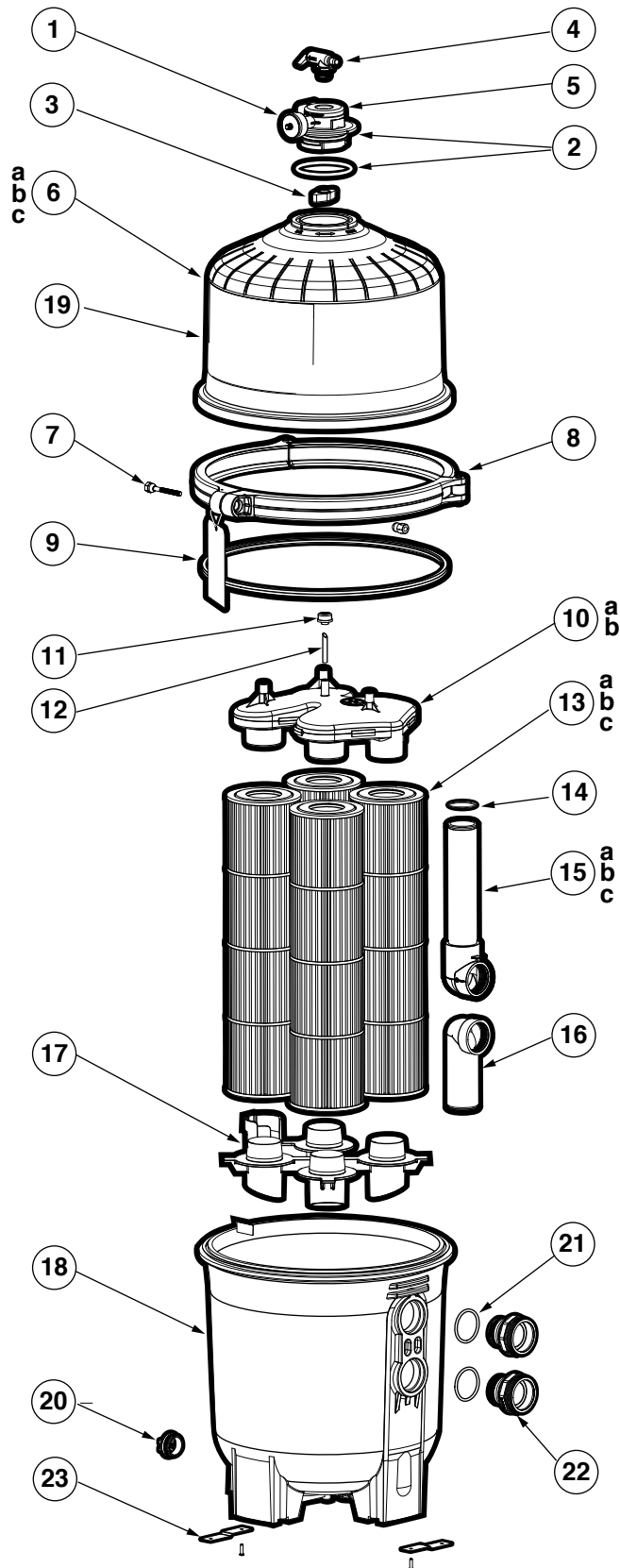
### Parts Listing

Ref. No.	Part No.	Description	Ctn. Qty.
1	SP0714T	Multiport valve	1
2	ECX271261	Pressure gauge	1
3	GMX600F	Valve o-ring	1
4	GMX600NM	Clamp Assembly	1
5	SCN202S	Sand shield	1
6a	SWX210DA	Underdrain Assembly VL210T	1
6b	SWX240DA	Underdrain assembly VL240T, VL270T	1
7	SX180LA	Drain cap & gasket	1

# DEP 500 Series

PLEATED ELEMENT D.E. FILTER REPLACEMENT PARTS

## Parts Diagram



Filters



# DEP 500 Series

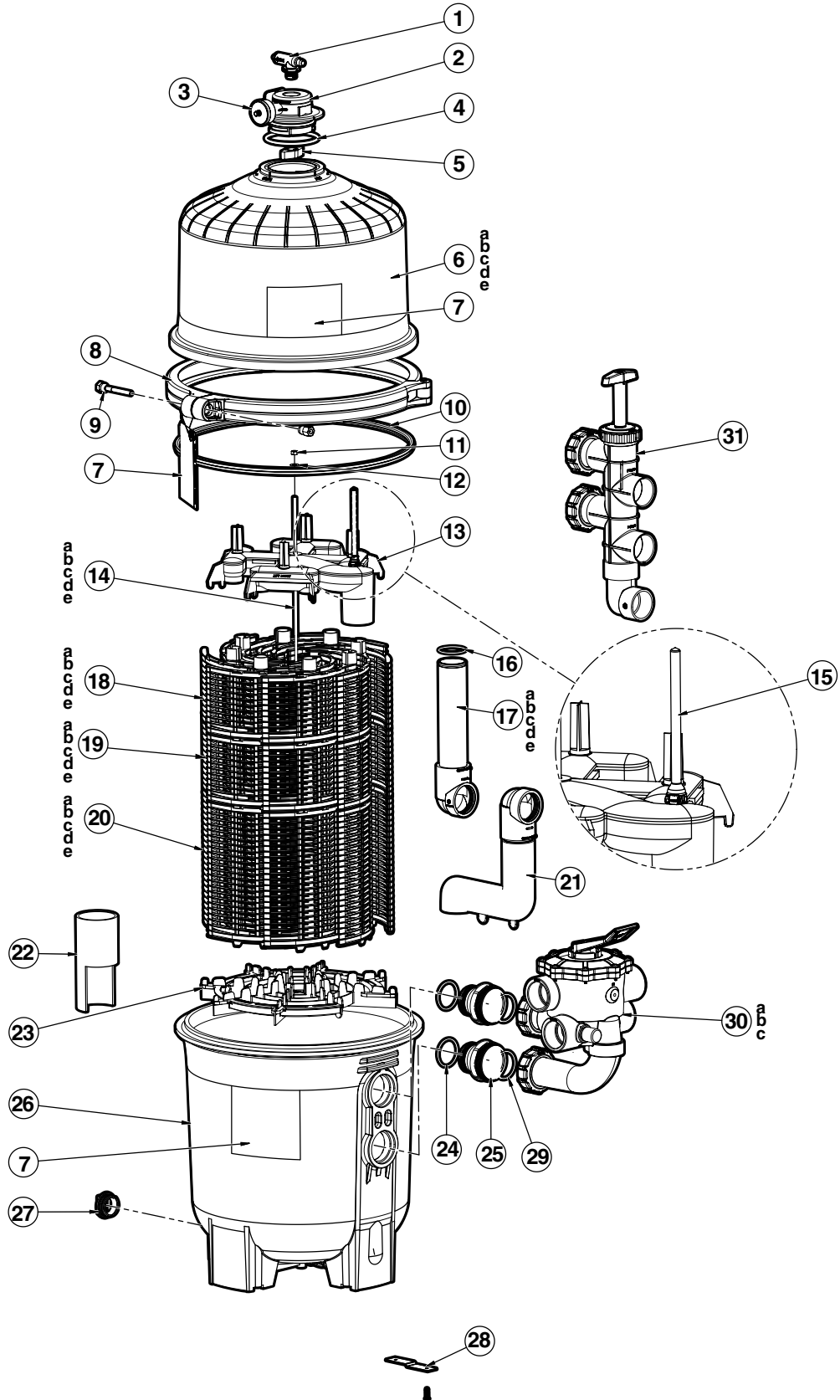
## PLEATED ELEMENT D.E. FILTER REPLACEMENT PARTS

### Parts Listing

Ref. No.	Part No.	Description	Ctn. Qty.
1	ECX2712B1	Pressure Gage	20
2	DEX2420Z8A	O-Ring Kit (Set of 2)	10
3	CCX1000N	Air Relief Valve Nut	50
4	CCX1000V	Manual Air Relief with O-Ring	50
5	DEX2420MAR2	Manual Air Relief Assembly	1
6a	DEX3620BTC	Upper Filter Body DEP60	1
6b	DEX4820BTC	Upper Filter Body DEP80	1
6c	DEX6020BTC	Upper Filter Body DEP100	1
7	DEX2421J2	Clamp Bolt & Nut	10
8	DEX2421JKIT	Clamp System Including: Clamp, Clamp Nut and Bolt, Hang Tag, Metal Reinforced Seal, and Labels	1
9	DEX2422Z2	Metal Reinforced Seal	1
10a	CX3030C	Top Manifold	1
10b	CX5030C	Top Manifold, DEP100	1
11	CX3000J1	Air Relief Filter	250
12	CX2030Z3	Air Relief Tube	10
13a	DEX150E	Cartridge Element DEP60 (1 of 4 Required)	1
	DEX150EPAK4	Cartridge DEP60 (4 Pack)	1
13b	DEX200E	Cartridge Element DEP80 (1 of 4 Required)	1
	DEX200EPAK4	Cartridge DEP80 (4 Pack)	1
13c	DEX250E	Cartridge Element DEP100 (1 of 4 Required)	1
	DEX250EPAK4	Cartridge DEP100 (4 Pack)	1
14	DEX2400Z5	O-Ring	10
15a	DEX60EA	Outlet Elbow Assembly DEP60	5
15b	DEX80EA	Outlet Elbow Assembly DEP80	5
15c	DEX100EA	Outlet Elbow Assembly DEP100	4
16	CX3020FB	Inlet Elbow	5
17	CX3030D	Bottom Seal Plate	1
18	DEX2420ATC	Lower Filter Body	1
19	DEX6040LA6PAK	Label Pack: Includes all Warning and Operation Labels, Hang Tag, Wire Tie, and Owner's Manual	—
20	SP1022CBLK	1 1/2" Drain Plug with O-Ring	100
21	SX220Z2	O-Ring	10
22	DEX2420F	Bulkhead Fitting	25
23	DEX2420DCKIT	Strap Kit (Optional)	25

### Parts Diagram

Filters



### Parts Listing

Ref. No.	Part No.	Description	Ctn. Qty.	No. Req'd
1	CCX1000V	Manual Air Relief Valve with O-Ring	50	1
2	DEX2420MAR2	Manual Air Relief Assembly	1	1
3	ECX2712B1	Pressure Gauge	20	1
4	DEX2420Z8A	O-Ring Kit (Set of 2)	10	1
5	CCX1000N	Manual Air Relief Valve Nut	50	1
6a	DEX2420BTC	Filter Head (DE2420)	1	1
6b	DEX3620BTC	Filter Head with Clamp (DE3620)	1	1
6c	DEX4820BTC	Filter Head with Clamp (DE4820)	1	1
6d	DEX6020BTC	Filter Head with Clamp (DE6020)	1	1
6e	DEX7220BTC	Filter Head (DE7220)	1	1
7	DEX2420LA6PAK	Label Pack (Includes all warning and operation labels, hang tag (#10), wire tie and owner's manual)	10	1
8	DEX2421JKIT	Clamp System including: Clamp, Clamp Nut and Bolt, Warning Hang Tag, Metal Reinforced Seal and Labels	1	1
9	DEX2421J2*	Clamp Bolt and Nut	10	1
10	DEX2422Z2*	Metal Reinforced Seal	1	1
11	ECX176865	Retainer Nut, 5/16" – 18	25	1
12	ECX1109	Washer, 5/16" (2 Required)	10	2
13	DEX2400C	Top Collector Manifold with Flex Air Relief Assembly	1	1
14a	DEX2400R	Retainer Rod (DE2420)	5	1
14b	DEX3600R	Retainer Rod (DE3620)	5	1
14c	DEX4800R	Retainer Rod (DE4820)	5	1
14d	DEX6000R	Retainer Rod (DE6020)	5	1
14e	DEX7200R	Retainer Rod (DE7220)	5	1
15	DEX2400CR	Flex Air Relief Assembly	50	1
16	DEX2400Z5	Outlet Elbow O-Ring	10	1
17a	DEX2420EA	Outlet Elbow Assembly with O-Ring (DE2420)	5	1
17b	DEX3620EA	Outlet Elbow Assembly with O-Ring (DE3620)	10	1
17c	DEX4820EA	Outlet Elbow Assembly with O-Ring (DE4820)	5	1
17d	DEX6020EA	Outlet Elbow Assembly with O-Ring (DE6020)	5	1
17e	DEX7220EA	Outlet Elbow Assembly with O-Ring (DE7220)	5	1
18a	DEX2420DC	Filter Element Cluster Assembly (DE2420)	1	1
18b	DEX3600DC**	Filter Element Cluster Assembly (DE3620)	1	1
18c	DEX4800DC**	Filter Element Cluster Assembly (DE4820)	1	1
18d	DEX6000DC**	Filter Element Cluster Assembly (DE6020)	1	1
18e	DEX7200DC**	Filter Element Cluster Assembly (DE7220)	1	1
19a	DEX2400DA	Filter Element (DE2420)	10	7
19b	DEX3600DA	Filter Element (DE3620)	10	7
19c	DEX4800DA	Filter Element (DE4820)	10	7
19d	DEX6000DA	Filter Element (DE6020)	10	7
19e	DEX7200DA	Filter Element (DE7220)	10	7
20a	DEX2400DS	Filter Element – Short (DE2420)	10	1
20b	DEX3600DS	Filter Element – Short (DE3620)	10	1
20c	DEX4800DS	Filter Element – Short (DE4820)	10	1
20d	DEX6000DS	Filter Element – Short (DE6020)	10	1
20e	DEX7200DS	Filter Element – Short (DE7220)	10	1
21	DEX2420GA	Inlet Elbow	5	1
22	DEX2420T	Element Spacer (DE2420 Only)	5	1
23	DEX2400H	Filter Element Locator	1	1
24	SX220Z2	Bulkhead O-Ring (2 Required)	10	2
25	DEX2420F	Bulkhead Fitting (2 Required)	25	2
26	DEX2420ATC	Filter Body with Clamp	1	1
27	SP1022CBLK	1 ½" Drain Plug with O-Ring	100	1
28	DEX2420DCKIT	Strap Kit: 2 Straps, 2 Screws (Optional)	25	1
29	SX200Z4PAK2	Valve/Union O-Ring (Set of 2)	25	1
30a	SP0740DE	Selecta-Flo™ Valve Assembly – 2" SKT	1	1
30b	SP0710XR50	Vari-Flo™ Valve Assembly – 1 ½" NPT	1	1
30c	SP0715XR50	Vari-Flo Valve Assembly – 2" NPT	1	1
31	SP0410X5025	Slide Valve Assembly – 2" SKT	1	1

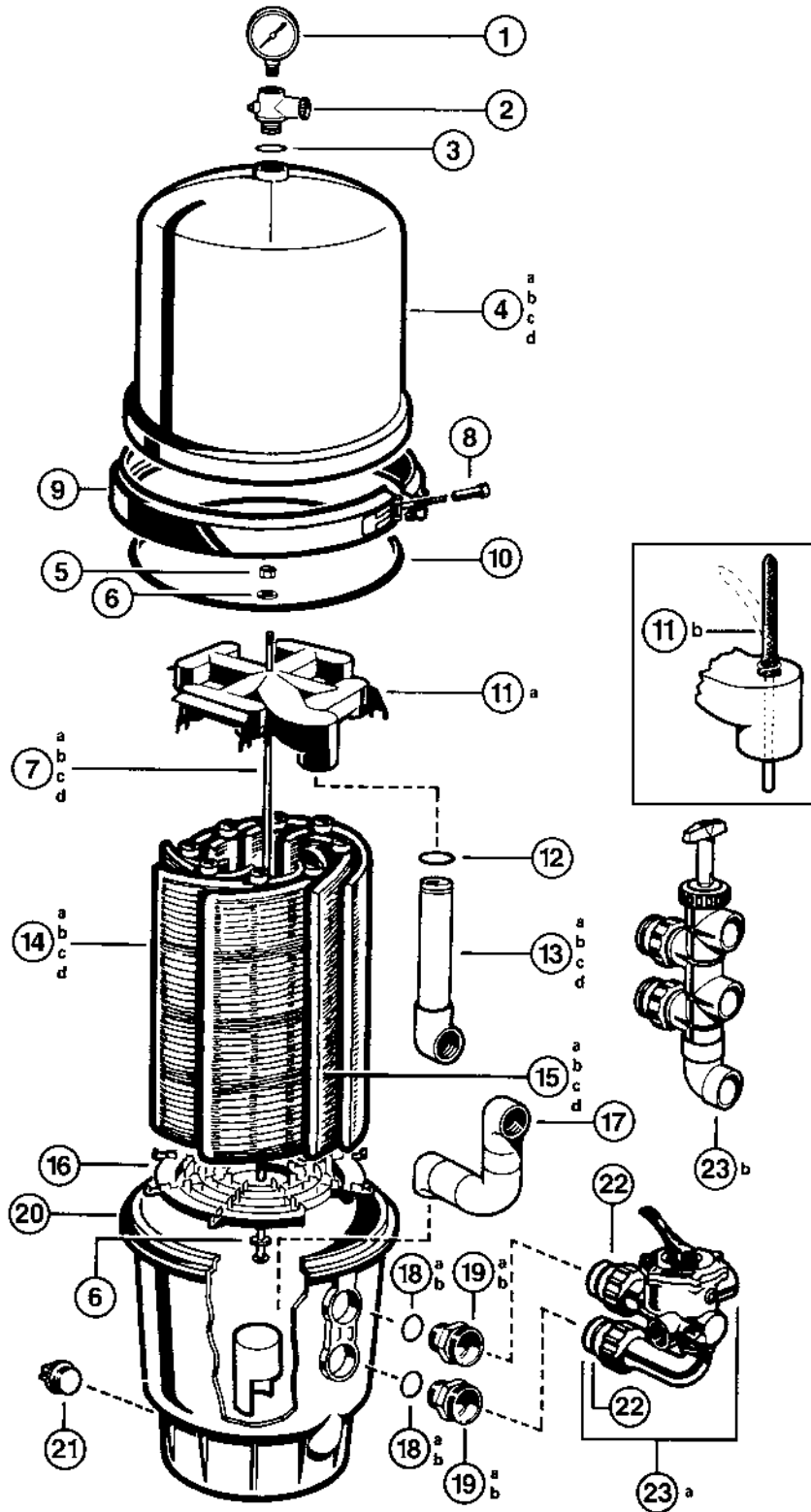
**NOTES:** \*Compatible only with DEX2421JKIT clamp system for Hayward ProGrid D.E. and SwimClear cartridge filters.

\*\*Assembled set of filter elements, manifold flex air relief, retainer rod and element locator.

# MicroClear™

## VERTICAL GRID D.E. FILTER SERIES REPLACEMENT PARTS

### Parts Diagram



Filters

### Parts Listing

Ref. No.	Part No.	Description	Ctn. Qty.	No. Req'd
1	ECX270861	Pressure Gauge	50	1
2	DEX2400S	Relief Valve/Gauge Adapter Assembly	100	1
—	DEX2400Z3A	O-Ring for Relief Valve Stem (Set of 3)	100	1
3	SX200Z5	Relief Valve Assembly O-Ring	50	1
4a	DEX2400BT	Filter Head (DE2400)	—	—
4b	DEX3600BT	Filter Head (DE3600)	—	—
4c	DEX4800BT	Filter Head (DE4800)	—	—
4d	DEX6000BT	Filter Head (DE6000)	—	—
5	ECX176865	Retainer Nut, 5/16" – 18	25	1
6	ECX1109	Washer, 5/16"	10	2
7a	DEX2400R	Retainer Rod (DE2400)	5	1
7b	DEX3600R	Retainer Rod (DE3600)	5	1
7c	DEX4800R	Retainer Rod (DE4800)	5	1
7d	DEX6000R	Retainer Rod (DE6000)	5	1
8	DEX2400JN	Brass Sleeve Nut, 5/16" – 24	—	—
9	DEX2400J	Clamp Assembly with Spring Assemblies	—	—
10	DEX2400K	Filter Tank O-Ring	—	—
11a	DEX2400C	Top Collector Manifold with Flex Air Relief	1	1
11b	DEX2400CR	Flex Air Relief Assembly	50	1
12	DEX2400Z5	Outlet Elbow O-Ring	10	1
13a	DEX2400EAB	Outlet Elbow Assembly (DE2400)	—	—
13b	DEX3600EAB	Outlet Elbow Assembly (DE3600)	—	—
13c	DEX4800EAB	Outlet Elbow Assembly (DE4800)	—	—
13d	DEX6000EAB	Outlet Elbow Assembly (DE6000)	—	—
14a	DEX2400DA	Filter Element (DE2400)	10	7
14b	DEX3600DA	Filter Element (DE3600)	10	7
14c	DEX4800DA	Filter Element (DE4800)	10	7
14d	DEX6000DA	Filter Element (DE6000)	10	7
15a	DEX2400DS	Filter Element – Short (DE2400)	10	1
15b	DEX3600DS	Filter Element – Short (DE3600)	10	1
15c	DEX4800DS	Filter Element – Short (DE4800)	10	1
15d	DEX6000DS	Filter Element – Short (DE6000)	10	1
16	DEX2400H	Filter Element Locator	1	1
17	DEX2400GAB	Inlet Elbow Assembly	—	—
18a	SX200Z3	O-Ring (1995 and Prior)	50	2
18b	SX360Z1	O-Ring (1996- )	25	2
19a	DEX360F	Bulkhead Fitting	—	—
19b	DEX360FB	Buttress Thread Bulkhead Fitting	—	—
20	DEX2400A1T	Filter Body	—	—
21	SP1022CBLK	1 1/2" Drain Plug with O-Ring	100	1
22	SX200Z4PAK2	Valve/Union O-Ring (Set of 2)	25	1
23a	SP0710XR50	Vari-Flo Valve Assembly – 1 1/2" NPT	1	1
—	SP0715XR50	Vari-Flo Valve Assembly – 2" NPT	1	1
—	SP0740DE	Selecta-Flo Valve Assembly – 2" SKT	1	1
23b	SP0410X502S	Slide Valve Assembly – 2" SKT	1	1
—	DEX2400DC*	Filter Element Cluster Assembly (DE2400)	1	1
—	DEX3600DC*	Filter Element Cluster Assembly (DE3600)	1	1
—	DEX4800DC*	Filter Element Cluster Assembly (DE4800)	1	1
—	DEX6000DC*	Filter Element Cluster Assembly (DE6000)	1	1

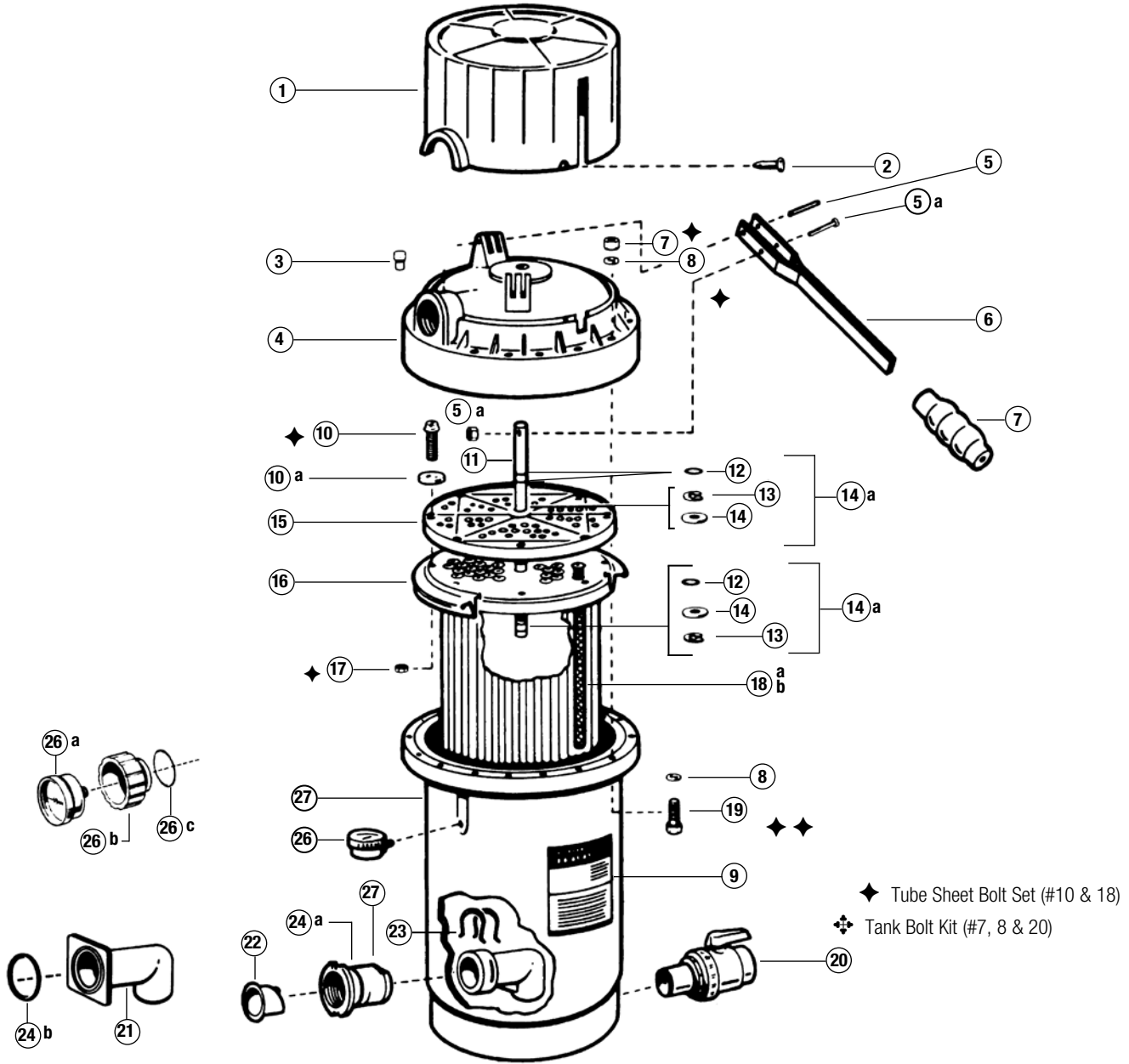
**NOTE:** \*Assembled set of filter elements, manifold, flex air relief, retainer rod and element locator.

# Perflex®

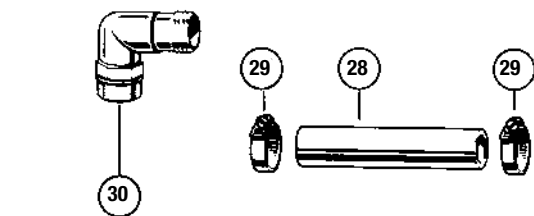
EC65, (W3)EC65A, EC75 AND (W3)EC75A EXTENDED-CYCLE D.E. FILTER REPLACEMENT PARTS

## Parts Diagram

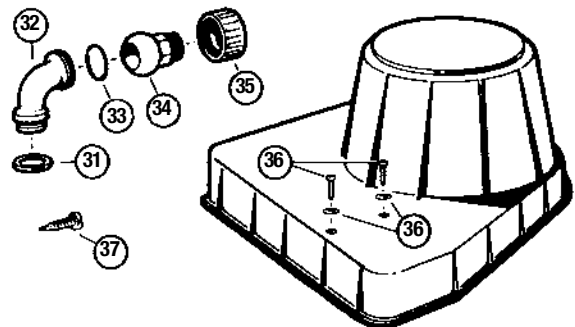
Filters



### SERIES EC65 – STANDARD



### SERIES EC65 SYSTEM III



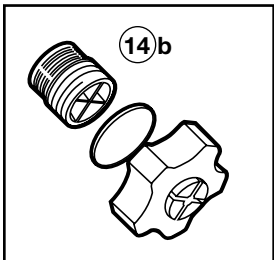
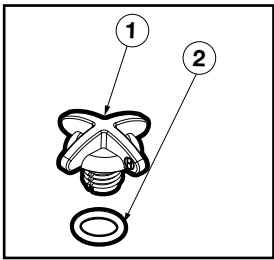
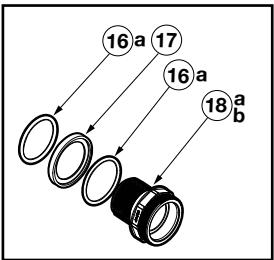
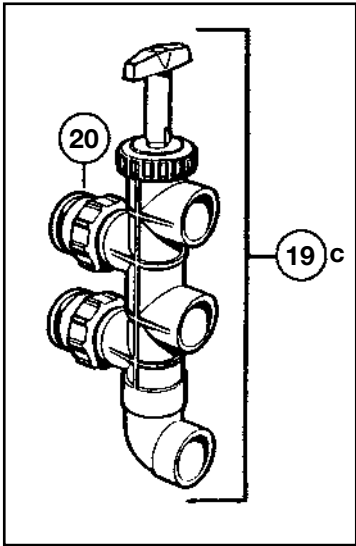
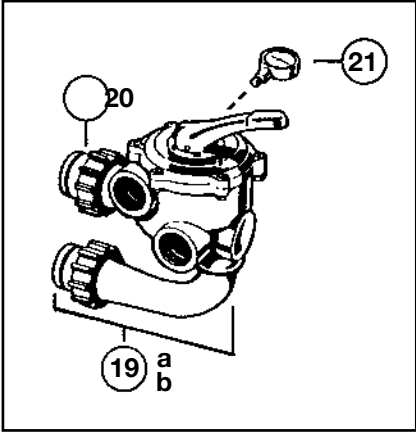
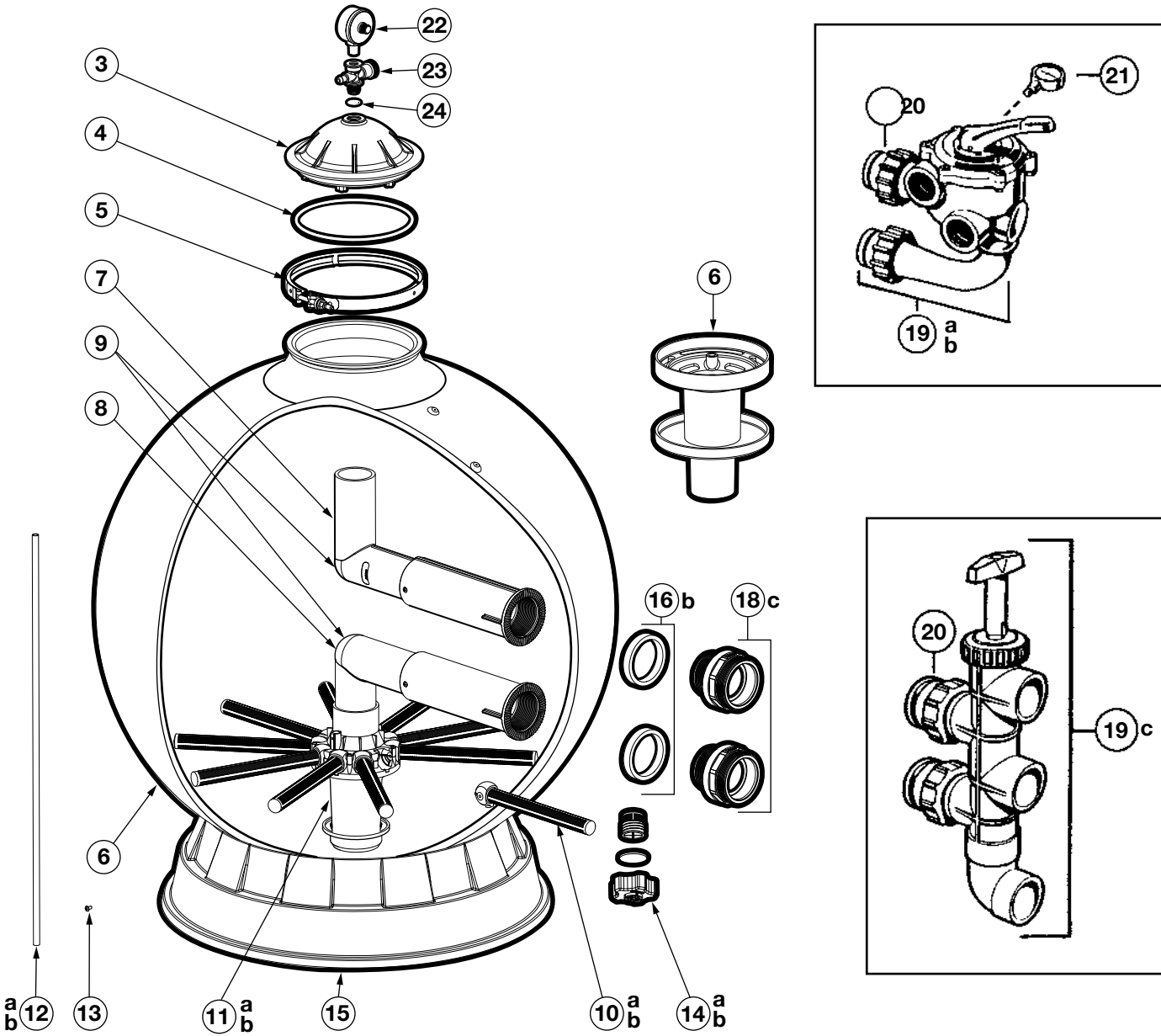
### Parts Listing

Ref. No.	Part No.	Description	Ctn. Qty.	No. Req'd
1	-	Bump Mechanism Cover	1	1
2	ECX1019	Cover Screw (1981 and Prior) – Not Available	10	1
3	ECX1322A	Vent Valve (Threaded) with O-Ring	20	1
4	ECX11194AT	Filter Head with New Vent Valve	1	1
5	ECX100Z9	Roll Pin	50	2
5a	ECX4236A	Bump Screw Kit	1	1
6	ECX1040	Bump Handle Assembly (Includes Pin, Shoulder Screw, Nut)	5	1
—	ECX1037B	Bump Handle Grip	50	1
7	ECX1642A	Tank Bolt Set	20	15
8	ECX1077	1/4" x 1 1/16" O.D. Flat Washer	50	30
9	ECX1230	Decal – Operation	1	1
10	SPX1500N1	Tube Sheet Screw	50	16
10a	ECX1641125	Flat Washer (1989 and Prior)	25	16
11	ECX1110	Bump Shaft	25	1
12	ECX9611246PAK3	Shaft O-Ring Kit (Set of 3)	25	1
13	ECX1014PAK2	Retainer Clip (Set of 2)	25	1
14	ECX1011	Thrust Washer	25	2
14a	ECX1014A	Shaft Kit (Includes #12, 13 & 14)	25	1
15	ECX11034SET	Tube Sheet Set (Top and Bottom)	10	1
16	ECX1105	Diaphragm Gasket	10	1
17	SPX1500Y1	Tube Sheet Nut	50	16
18a	ECX1031PAK5	EC65 Flex Tube 13 3/8" Long (Set of 5)	10	12
18b	ECX1032PAK10	EC75 Flex Tube 16 1/4" Long (Set of 10)	10	24
19	ECX1642215	1/4" – 20 x 1 3/4" Hex. Head Bolt	25	15
20	SP0723	Ball-Type Drain Valve	24	1
21	ECX4220A	Elbow Assembly with Check Valve	10	1
22	ECX4077B1	Check Valve	20	1
23	ECX4212A	Retainer Clip (1989 and Prior)	10	2
24a	SPX1425Z6	O-Ring (1989 and Prior)	25	1
24b	SPX1500W	O-Ring (1990)	50	1
25	ECX4201CA	Inlet Fitting with ECX4077B1 Check Valve	10	1
26	ECX2712B1	Pressure Gauge	20	1
26a	ECX27091	Pressure Gauge, Back Mount	25	1
26b	ECX12866	Gauge/Port Adapter	10	1
26c	ECX1287	Adapter O-Ring	25	1
27	ECX11184AT	Filter Body with new Elbow Assembly	1	1
◆	SPX1500NYA	Tube Sheet Bolt Set (Includes #10 & 18)	50	1
◆◆	ECX1642A	Tank Bolt Kit (EC65, 75 – Includes #7, 8 & 20)	20	15
—	ECX125175	Flex-Tube Nest (EC75) – Includes Items 10 thru 19	1	—
<b>Series EC65 – Standard</b>				
28	ECX27071	1 9/16" I.D. Clear Hose	2	1
29	ECX18028	Hose Clamp	25	2
30	SPX1105Z4	1 1/2" Elbow Hose Adapter	50	2
<b>Series EC65 System III</b>				
31	SPX1485C	Gasket	25	1
32	SPX1485B	Pump Discharge Elbow	10	1
33	SPX1425Z6	O-Ring	25	1
34	SPX1485A	Union Ball End	10	1
35	SPX1480C	Union Nut	10	1
36	ECX1161Z2	Pump Mounting Screw Set	10	2
37	SPX1600Z52	Anchor Screw (Pkg. of 2)	1	2

# ProSeries™ Plus

S311SX, S311SXV, S360SX SAND FILTER SERIES REPLACEMENT PARTS

## Parts Diagram



Drain Cap Kit

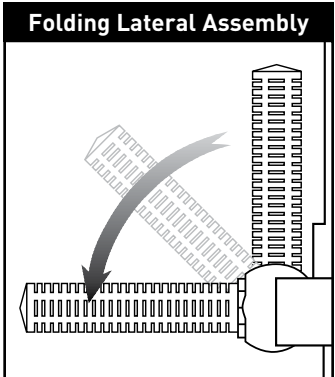


Diagram A

Filters



### Parts Listing

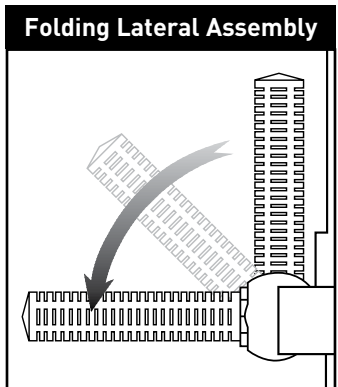
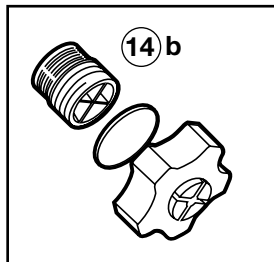
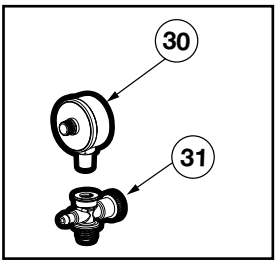
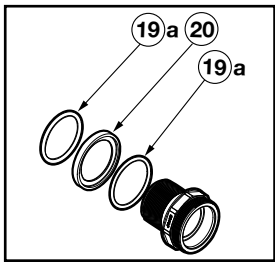
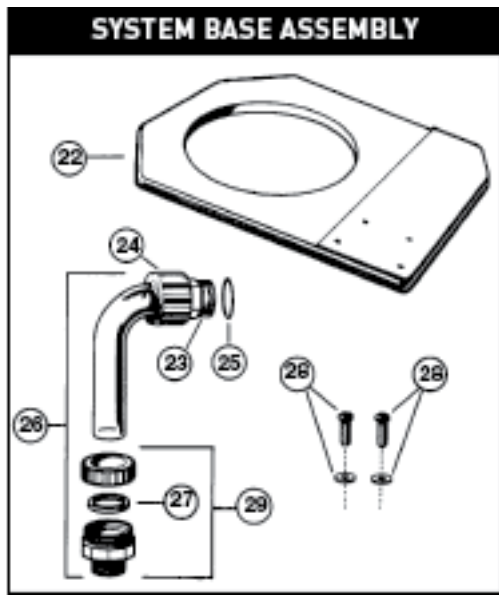
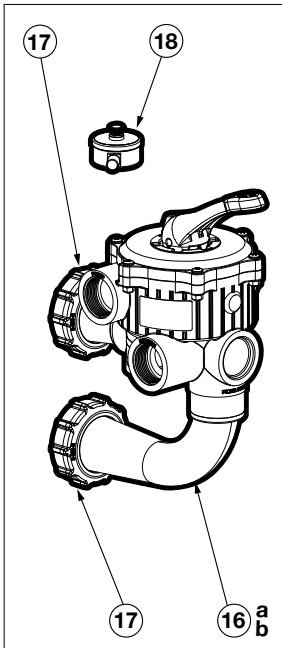
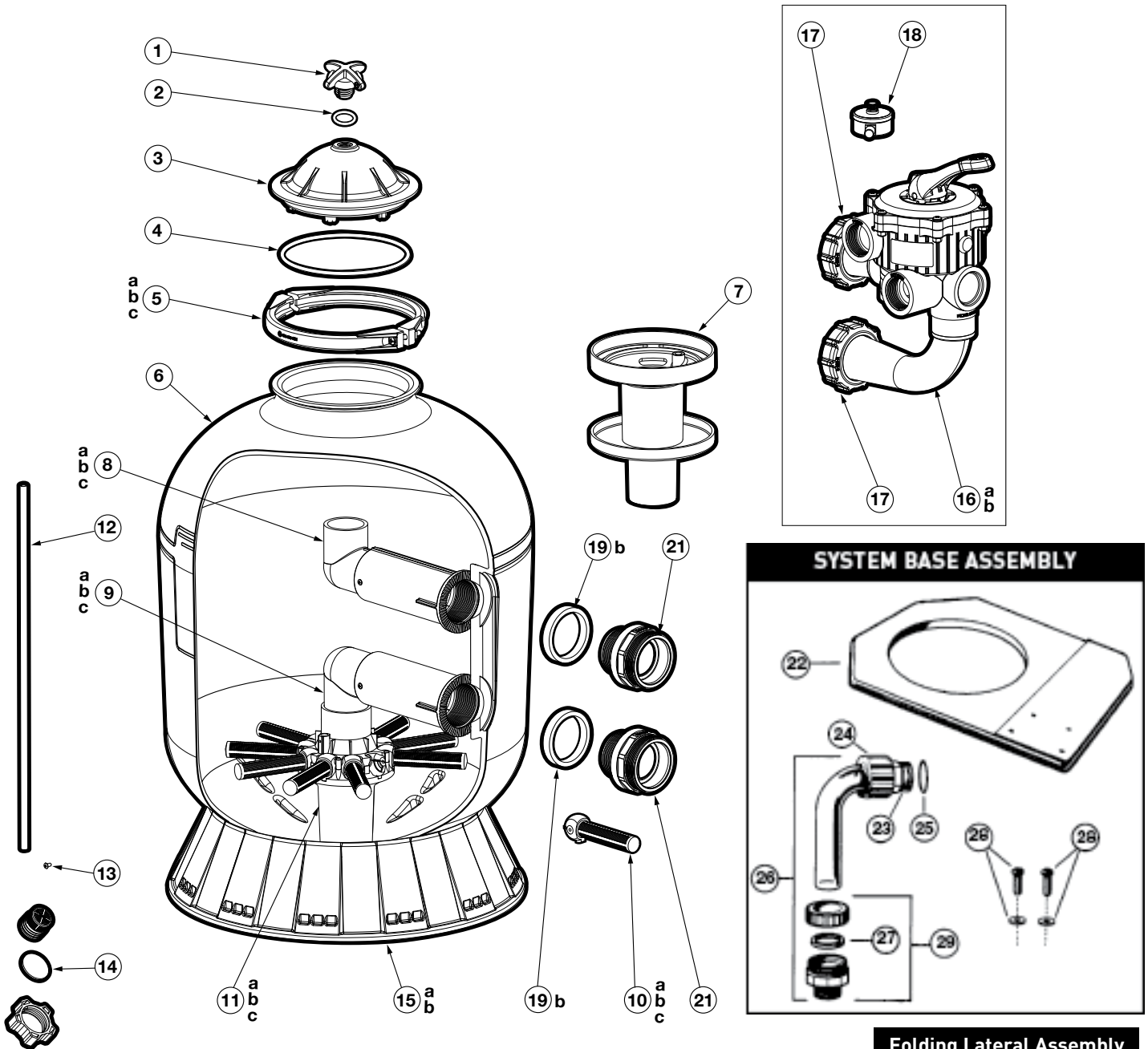
Ref. No.	Part No.	Description	Ctn. Qty.	No. Req'd
1	SX200G	Manual Air Relief	10	1
2	SX200Z5	O-Ring	50	1
3	SX244K	Top Closure Dome	5	1
4	GMX600F	Tank O-Ring	100	1
5	SX310N	Flange Clamp	5	1
6	SX244G	Top Diffuser Assembly	5	1
7	SX311CD1FW	Top Elbow Assembly (S311)	1	1
8	SX311CD2FW	Bottom Elbow Assembly (S311)	2	1
9	SX360CDFW	Top and Bottom Elbow Assembly (S360) (after 1999)	2	2
10a	SX310HNPAK10	Pivot/Ball Lateral (Set of 10)	10	1
10b	SX310HAPAK10	Threaded Lateral (Set of 10)	10	1
11a	SX311DA	Folding Lateral Assembly (S311) (See Diagram A)	1	1
11b	SX242MA3	Folding Lateral Assembly (S360) (See Diagram A)	1	1
12a	CX1100Z4	Air Tube (S311)	10	1
12b	SX360Z2	Air Tube (S360)	1	1
13	SX200Z2	Air Tube Lock Screw	10	1
14a	SX180HG	Drain Cap Kit (2005 and Prior)	25	1
—	SX200H	Bottom Drain Screen (2005 and Prior)	10	1
14b	SX180LA	Drain Cap Kit (See Diagram)	25	1
15	SX310J	Filter Support Stand	1	1
16a	SX360Z1	O-Ring (S311, S360 – after 1995)	25	4
16b	SX244Z1	Square Seal	25	2
17	SX360E	O-Ring Spacer (S311, S360 – after 1995)	10	2
18a	SX244P	Bulkhead Fitting (S311 after 1996, S360 after 1999) Replaced by SX244PX	10	2
18b	SX311F	Bulkhead Fitting (S360) (1999 and Prior)	10	2
18c	SX244PX	Bulkhead Fitting with Seal	10	2
19a	SP0710X62	Vari-Flo Valve Assembly – 1 1/2" FIP	1	1
19b	SP0715X62	Vari-Flo Valve Assembly – 2" FIP	1	1
19c	SP0410X602S	Slide Valve Assembly – 2" SKT	1	1
20	SX200Z4PAK2	Valve/Union O-Ring (Set of 2)	25	1
21	ECX270861	Pressure Gauge	50	1
<b>Optional (Supplied with Model S311SXV Slide Valve Unit Only)</b>				
22	ECX270861	Pressure Gauge	50	1
23	DEX2400S	Relief Valve/Gauge Adapter Assembly	100	1
—	DEX2400Z3A	O-Ring for Relief Valve Stem (Set of 3)	100	1
24	SX200Z5	O-Ring	50	1

# ProSeries™

S210S, S244S, S310S SAND FILTER SERIES REPLACEMENT PARTS

## Parts Diagram

Filters



### Parts Listing

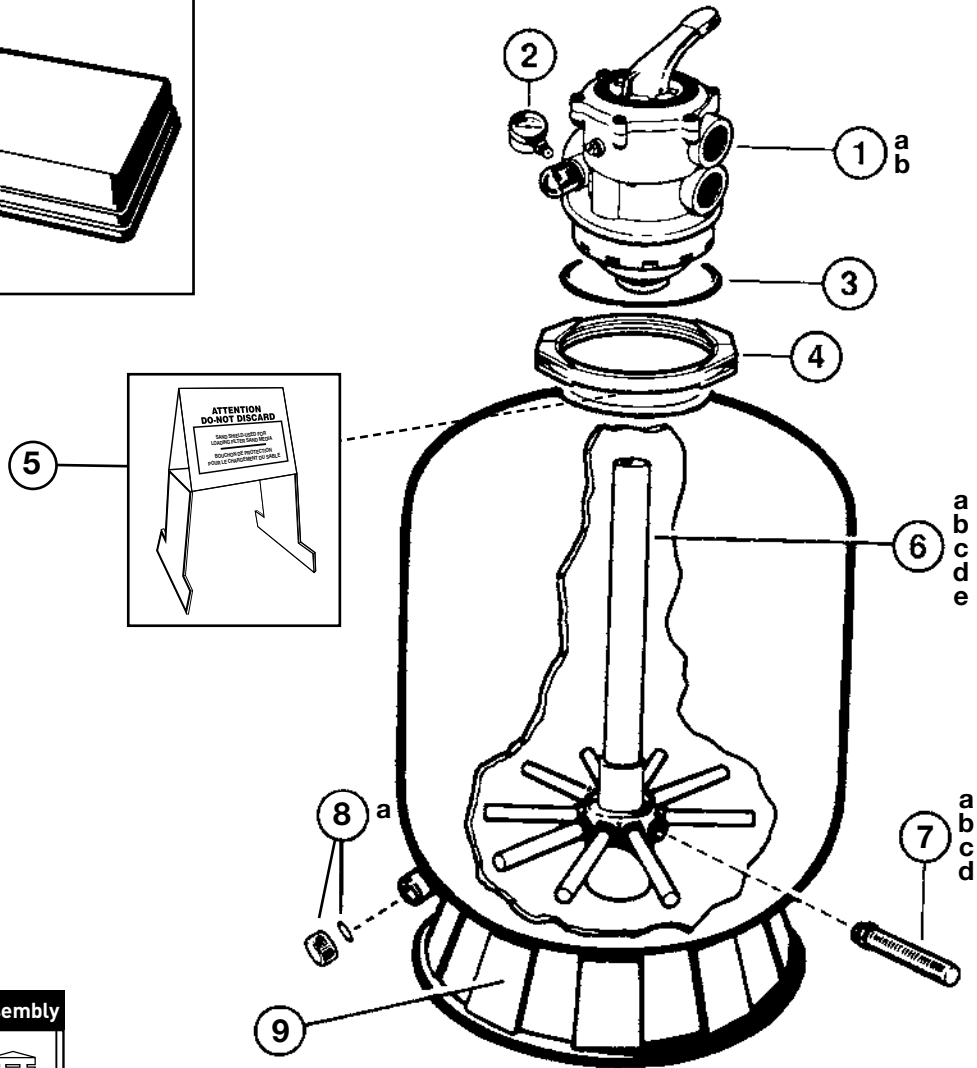
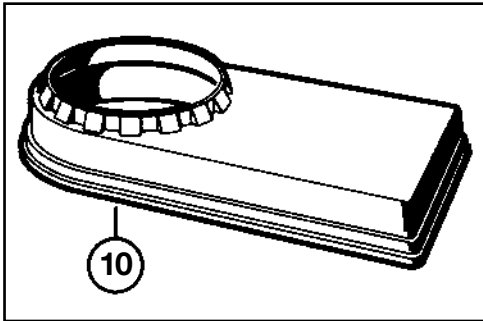
Ref. No.	Part No.	Description	Ctn. Qty.	No. Req'd
1	SX200G	Manual Air Relief	10	1
2	SX200Z5	O-Ring	50	1
3	SX244K	Top Closure Dome	5	1
4	GMX600F	Tank O-Ring	100	1
5a	GMX600NM	Flange Clamp (S210S, S244S)	20	1
5b	SX310N	Flange Clamp (S310S)	5	1
6	SX244AA2FW	S244S Filter Tank with Drain Cap and Base	1	1
7	SX244G	Top Diffuser Assembly	5	1
8a	SX210CD1FW	Top Elbow Assembly, S210S	1	1
8b	SX244CD1FW	Top Elbow Assembly, S244S	2	1
8c	SX310CD2FW	Top Elbow Assembly, S310S	2	1
9a	SX210CD2FW	Bottom Elbow Assembly, S210S	5	1
9b	SX244CD2FW	Bottom Elbow Assembly, S244S	2	1
9c	SX310CD2FW	Bottom Elbow Assembly, S310S	2	1
10a	SX200QNPAK10	S210S Pivot/Ball Lateral (Set of 10)	10	1
10b	SX240DNPAK10	S244S Pivot/Ball Lateral (Set of 10)	10	1
10c	SX310HNPAK10	S310S Pivot/Ball Lateral (Set of 10)	10	1
11a	SX242MA	Folding Umbrella Lateral Holder Assembly (S210S, 1997- ) See Diagram A	1	1
11b	SX242MA1	Folding Umbrella Lateral Holder Assembly (S244S, 1999- ) See Diagram A	1	1
11c	SX242MA2	Folding Umbrella Lateral Holder Assembly (S310S, 1999- ) See Diagram A	1	1
12	SX200Z1	Plastic Air Tube (S310S)	1	1
13	SX200Z2	Air Tube Lock Screw	10	1
14a	SX180HG	Drain Cap Kit (2005 and Prior)	25	1
—	SX200H	Bottom Drain Screen (2005 and Prior)	10	1
14b	SX180LA	Drain Cap Kit (See Diagram)	25	1
15a	SX200J	Filter Support Stand (S210S, S244S)	1	1
15b	SX310J	Filter Support Stand (S310S)	1	1
16a	SP0710X62	Vari-Flo Valve Assembly – 1 1/2" FIP	1	1
16b	SP0715X62	Vari-Flo Valve Assembly – 2" FIP	1	1
17	SX200Z4PAK2	Valve/Union O-Ring (Set of 2)	25	1
18	ECX270861	Pressure Gauge	50	1
19a	SX360Z1	O-Ring	25	4
19b	SX244Z1	Square Seal	25	2
20	SX360E	O-Ring Spacer (after 1995)	10	2
21	SX244PX	Bulkhead Fitting with Seal	10	2
<b>S200PAK 3 System Base</b>				
22	ECX1291	Standard Pump/Filter Mounting Base	1	1
23	SPX1480A	Union Ball End	10	1
24	SPX1480C	Union Nut	10	1
25	SPX1425Z6	O-Ring	25	1
26	SPX1485B3	Union Elbow with Compression Assembly	10	1
27	SPX1485G	Compression Gasket	1	1
28	ECX1161Z2	Mounting Screw Set with Washers	10	2
29	SPX1485DA	Compression Fitting with Gasket	25	1
<b>Optional</b>				
30	ECX270861	Pressure Gauge	50	1
31	DEX2400S	Relief Valve/Gauge Adapter Assembly	100	1

# ProSeries™

(W3)S180T, (W3)S210T, (W3)S220T, S220T2, S230T, (W3)S244T, (W3)S244T2, (W3)S270T SAND FILTER SERIES REPLACEMENT PARTS

## Parts Diagram

Filters



### Folding Umbrella Lateral Assembly

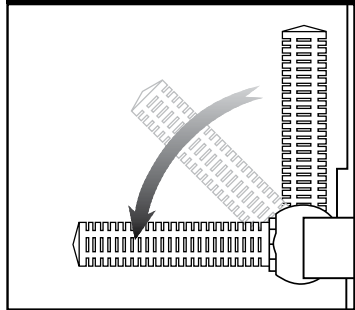



Diagram A



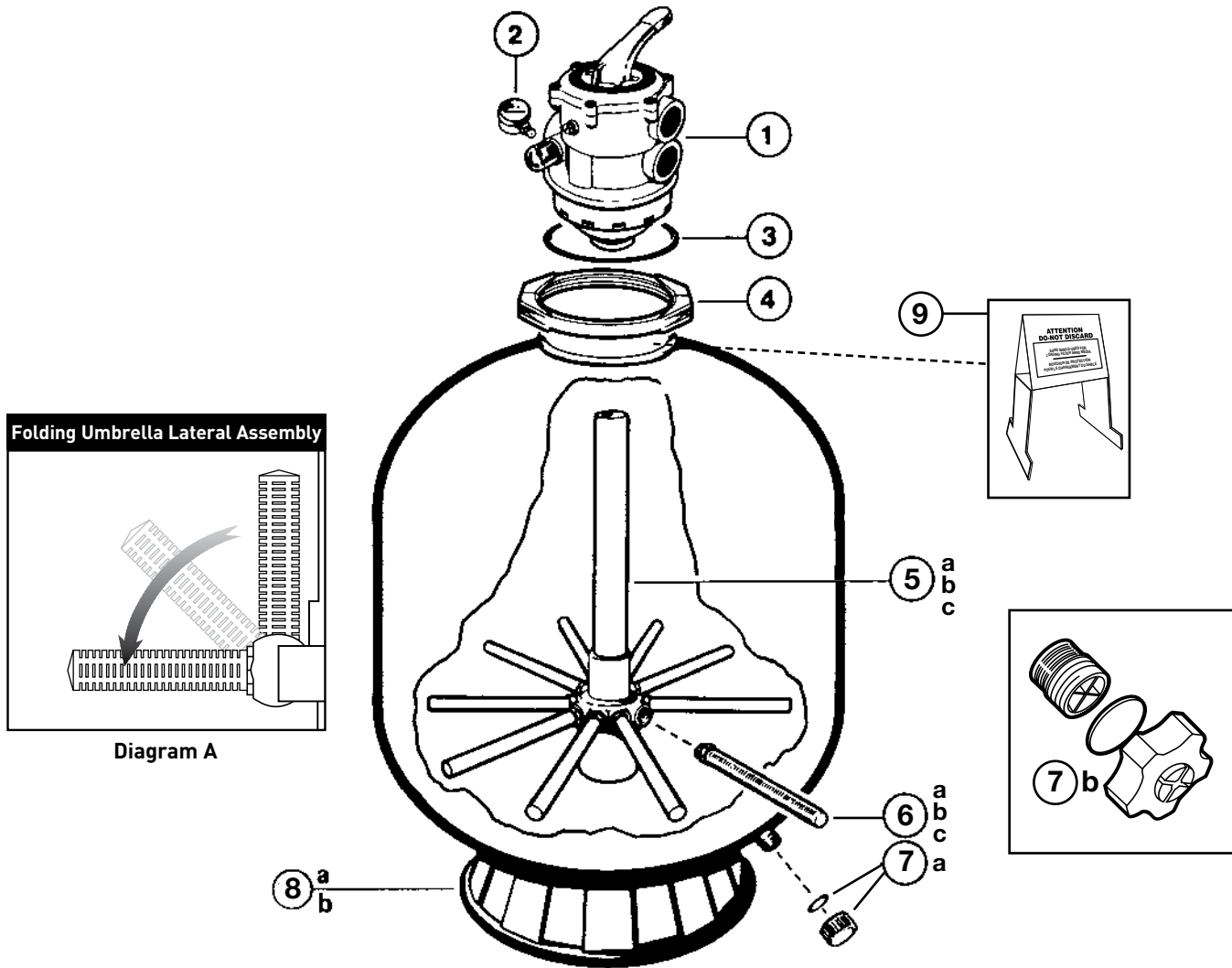
## Parts Listing

Ref. No.	Part No.	Description	Ctn. Qty.	No. Req'd
1a	SP0714T	Vari-Flo XL Control Valve – 1 1/2"	1	1
1b	SP071620T	Vari-Flo XL Control Valve – 2"	1	1
2	ECX270861	Pressure Gauge	50	1
3	GMX600F	Valve/Tank O-Ring	100	1
4	GMX600NM	Flange Clamp	20	1
5	SX202S	Sand Shield – 2004 Corrugated Design	25	1
6a	SX180DA	Folding Lateral Assembly with Center Pipe (S180T) (1997- )	1	1
6b	SX210DA	Folding Lateral Assembly with Center Pipe (S210T) (1997- )	1	1
6c	SX220DA	Folding Lateral Assembly with Center Pipe (S220T) (1997- )	1	1
6d	SX230DA	Folding Lateral Assembly with Center Pipe (S230T) (2003- )	1	1
6e	SX244DA	Folding Lateral Assembly with Center Pipe (S244T, S270T) (1997- )	1	1
7a	SX200QPAK10	S180T Threaded Lateral (Set of 10)	10	1
7b	SX240DPAK10	S210T, S220T, S230T, S244T Threaded Lateral (Set of 10)	10	1
7c	SX200QNPAK10	S180T Pivot/Ball Lateral (Set of 10)	10	1
7d	SX240DNPAK10	S210T, S220T, S230T, S244T Pivot/Ball Lateral (Set of 10)	10	1
8a	SX180HG	Drain Cap Kit (2005 and Prior)	25	1
8b	SX180LA	Drain Cap Assembly – Cap, Gasket, Screen	25	1
—	SX200H	Bottom Drain Screen (2005 and Prior)	10	1
9	SX200J	Filter Support Stand (Skirt)	1	1
10	SX180K	System Base – S180T Systems	1	1

# ProSeries™

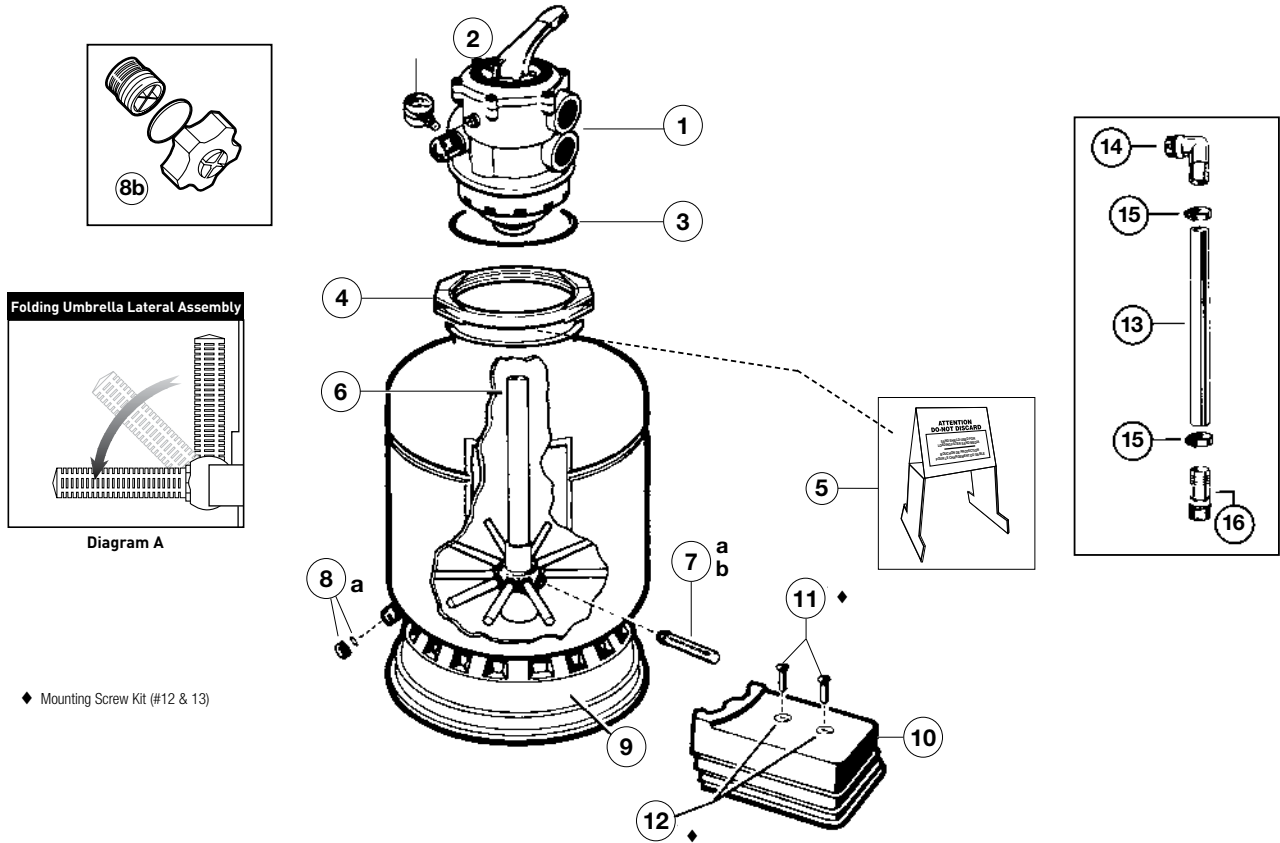
(W3)S270T2, (W3)S310T2, S360T2 SAND FILTER SERIES REPLACEMENT PARTS

## Parts Diagram and Parts Listing



Ref. No.	Part No.	Description	Ctn. Qty.	No. Req'd
1	SP071621	Vari-Flo Control Valve – 2"	1	1
2	ECX271261	Pressure Gauge Back Mount	20	1
3	GMX600F	Tank O-Ring	100	1
4	GMX600NM	Flange Clamp	20	1
5a	SX270DA2X	Folding Lateral Assembly with Center Pipe (S270T2)	1	1
5b	SX310DA2	Folding Lateral Assembly with Center Pipe (S310T)	1	1
5c	SX360DA	Folding Lateral Assembly with Center Pipe (S360T)	1	1
6a	SX240DNPAK10	S270T Pivot/Ball Lateral (Set of 10)	10	1
6b	SX310HAPAK10	S310T & S360T Threaded Lateral (Set of 10)	10	1
6c	SX310HNPAK10	S310T & S360T Pivot/Ball Lateral (Set of 10)	10	1
7a	SX180HG	Drain Cap (2005 and Prior)	25	1
7b	SX180LA	Drain Cap Kit (see Diagram)	25	1
—	SX200H	Bottom Drain Screen (2005 and Prior)	10	1
8a	SX200J	Filter Support Stand (S270T)	1	1
8b	SX310J	Filter Support Stand (S310T, S360T)	1	1
9	SX202S	Sand Shield	25	1

### Parts Diagram



◆ Mounting Screw Kit (#12 & 13)

Ref. No.	Part No.	Description	Ctn. Qty.	No. Req'd
1	SP0714T*	Vari-Flo XL Control Valve – 7 position	1	1
2	ECX270861	Pressure Gauge	50	1
3	GMX600F	Valve/Tank O-Ring	100	1
4	GMX600NM	Flange Clamp (Valve-Tank)	20	1
5	SX202S	Sand Shield	25	1
6	SX164DA	Folding Lateral Assembly with Center Pipe (1997- )	1	1
7a	SX200QPAK10	Threaded Lateral (Set of 10)	10	1
7b	SX200QNPAK10	Pivot/Ball Lateral (Set of 10)	10	1
8a	SX180HG	Drain Cap Kit – Cap and Gasket (2005 and Prior)	25	1
—	SX200H	Bottom Drain Screen (2005 and Prior)	10	1
8b	SX180LA	Drain Cap Assembly – Cap, Gasket, Screen	25	1
9	SX164B	Filter Support Stand (Skirt)	1	1
10	SX164C	Pump Base	2	1
—	SX180K	System Base (S166T Series 1999- )	1	1
11	ECX1108A	5/16" x 3/4" Mounting Screw and 5/16" Washer (2) Kit	10	1
12	ECX1109	5/16" Washer	10	2
H	ECX1108A	5/16" x 3/4" Mounting Screws (2) and 5/16" Washers (2) Kit (Includes #12 & 13)	10	1
13	SX160Z4	26" Long Hose	1	1
14	SPX1105Z4	1 1/2" Elbow Hose Adapter	50	1
15	ECX18028	Hose Clamp	25	2
16	SPX1091Z2PAK2	1 1/2" Straight Hose Adapter (Set of 2)	10	1

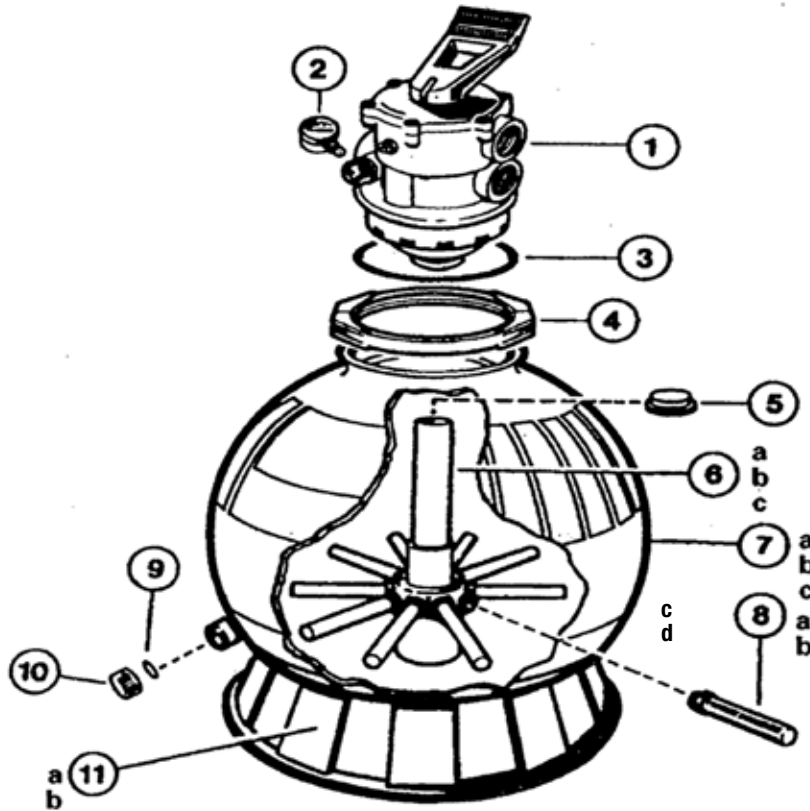
**NOTE:** \*SP0714T Vari-Flo Control Valve used as replacement for SP0704 Valve.

Filters

# SwimPro

SW-196T, SW-236T, SW-256T SERIES REPLACEMENT PARTS

Parts Diagram and Parts Listing for Models: SW-196T, SW-236T, SW-256T



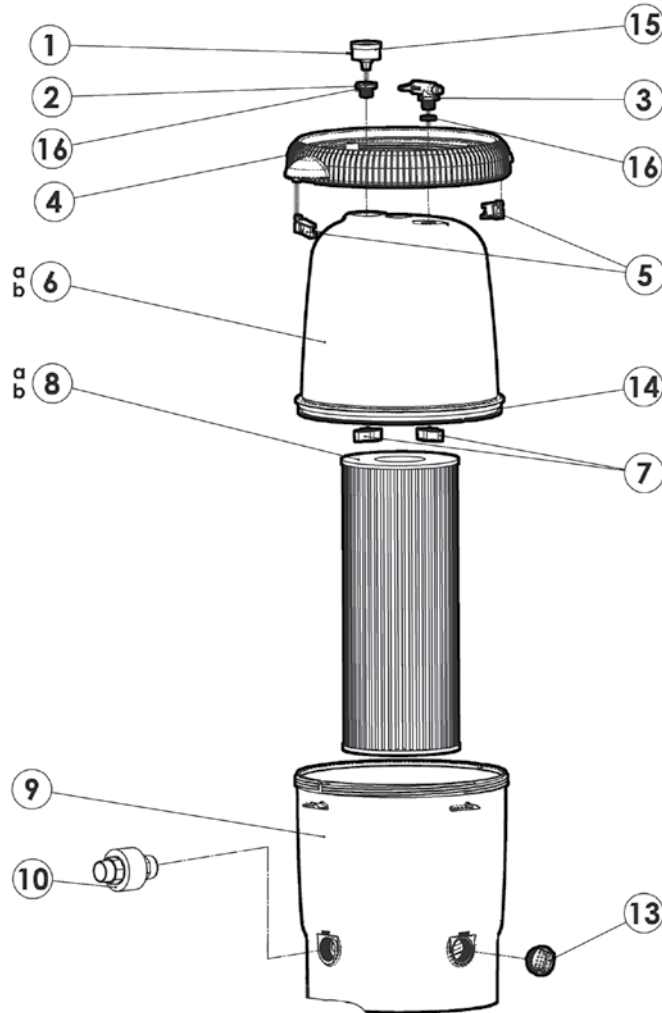
Ref. No.	Part No.	Description	No. Req'd
1	SP0714T	Multiport Control Valve Ass'y	1
2	ECX270861	Pressure Gauge	1
3	GMX600F	Valve/Tank O-Ring	1
4	GMX600NM	Flange Clamp (Valve-Tank)	1
5	SX2025	Sand Shield	1
6a	SWX196DA2	Lateral Assembly with Center Pipe (SW-196T)	1
6b	SWX236DA2	Lateral Assembly with Center Pipe (SW-236T)	1
6c	SWX256DA2	Lateral Assembly with Center Pipe (SW-256T)	1
7a	SWX196AA1	Filter Tank with Skirt and Lateral Assembly (SW-196T)	1
7b	SWX236AA1	Filter Tank with Skirt and Lateral Assembly (SW-236T)	1
7c	SWX256AA1	Filter Tank with Skirt and Lateral Assembly (SW-256T)	1
8a	SX200QPAK10	Lateral (SW-196T, SW-236T) - threaded - 10 pack	1
8b	SX240DPAK10	Lateral (SW-256T) - threaded - 10 pack	1
8c	SX200QNPAAK10	Lateral (Ball Style) SW196T, SW236T - 10 pack	1
8d	SX240DNPAK10	Lateral (Ball Style) SW256T - 10 pack	1
9&10a	SX180HG	Gasket/Drain Cap (2005 and prior)	1
9&10b	SX180LA	Drain Cap Assembly - cap, gasket, screen	1
11a	SX164B	Filter Support Stand (SW-196T)	1
11b	SX200J	Filter Support Stand (SW-236T, SW-256T)	1



# XStream® Filtration Series

CARTRIDGE FILTER SERIES REPLACEMENT PARTS

## Parts Diagram



Filters

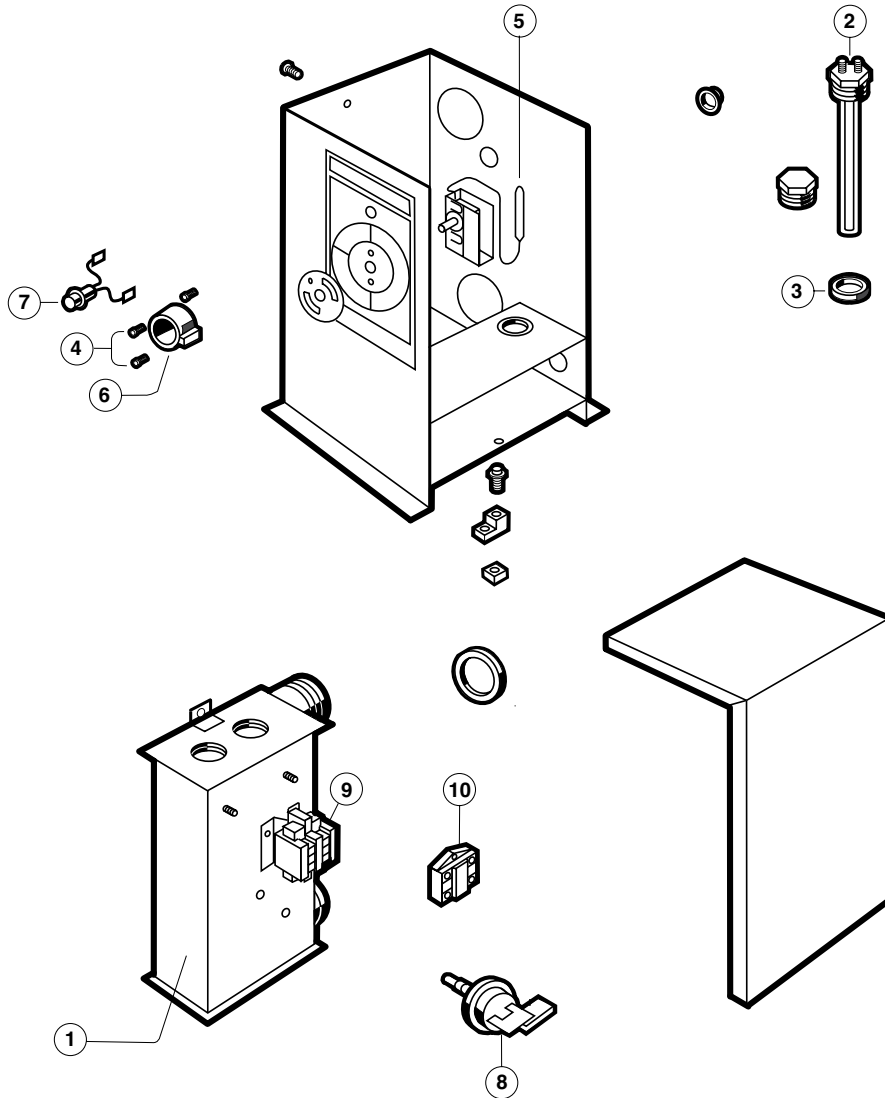
## Parts Listing

Ref. No.	Part No.	Description	Ctn. Qty.	No. Req'd
1	ECX27091	Pressure Gauge	10	1
2	CCX1000L	Threaded Adapter for Pressure Gauge	10	1
3	CCX1000V	Air Relief Assembly w/O-Ring	10	1
4	CCX1000D	Lock Ring Assembly w/2 Safety Clips	1	1
5	CCX1000H	Safety Clips for Lock Ring (Pack of 2)	10	2
6a	CCX2000C	Filter Lid w/Lock Ring, 200 sq. ft. for CC200CAN	1	1
6b	CCX1500C	Filter Lid w/Lock Ring, 150 sq. ft. for CC150CAN	1	1
7	CCX1000N	Adapter Nut (Set of 2)	10	2
8a	CCX2000RE	Cartridge Element, 200 sq. ft. for CC200CAN	1	1
8b	CCX1500RE	Cartridge Element, 150 sq. ft. for CC150CAN	1	1
9	CCX1000B	Filter, Lower Body	1	1
10	SP1480BLK	Self Aligning Union, Black (optional)	50	1
13	SP1022CBLK	Drain Plug w/O-Ring, Threaded 1 1/2" (Black)	100	1
14	CCX1000G	Body O-Ring	2	1
15	SPX1500W	Pressure Gauge O-Ring	10	1
16	CCX1000Z5	O-Ring for Gauge Adapter and Air Relief	10	2

# C-Spa XI Models 5.5 – 11

## HEATER REPLACEMENT PARTS

### Parts Diagram



### Parts Listing

Ref. No.	Part No.	Description	Ref. No.	Part No.	Description
1	CZXTNK6607	Tank	6	CZXTSK2003	Thermostat Knob
2	CZXELE7623	Element – 5500 watts 240 volts	7	CZXLIT3613	Indicator Light 240 volts
3	CZXGKT7627	Element Gasket	8	CZXPRS1105	Pressure Switch
4	CZXSCR3003	Thermostat Screw	9	CZXCON3645	Contactor
5	CZXTST3006	Thermostat	10	CZXHLC3105	High Limit

# FITS BETTER.

---

The Universal HC Series heater's industry-smallest footprint and zero wall clearance mean more space on the truck, less time spent installing and more room in your schedule. It's like we designed it just for you. Oh wait, we did.

INDUSTRY'S SMALLEST FOOTPRINT HEATER.\*



UNIVERSAL HC SERIES  
HEATER



Scan the code to  
learn more.

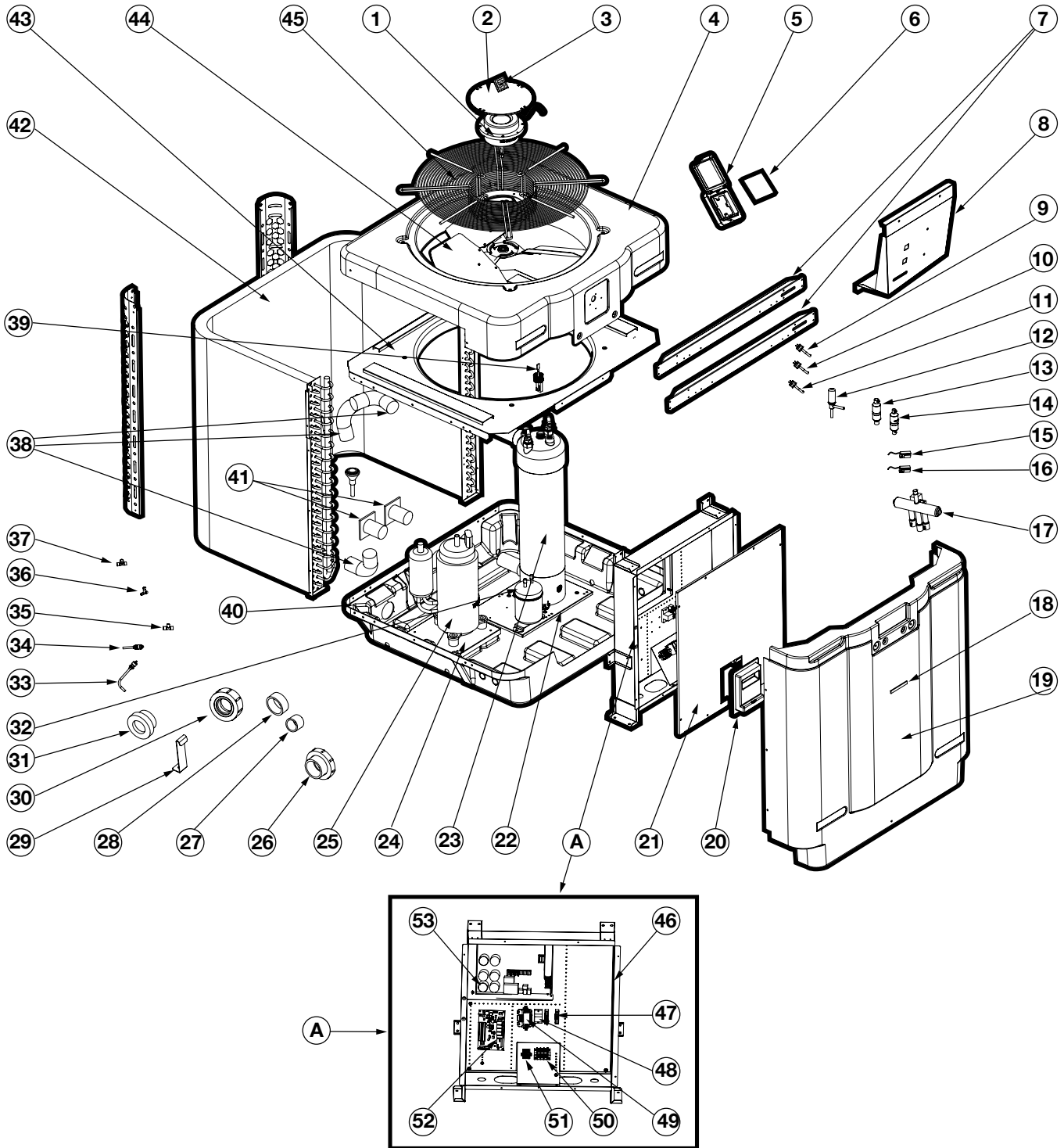
 **HAYWARD**<sup>®</sup>  
We Build Better.<sup>™</sup>

\*Among leading competitive brands.  
Hayward, Hayward & Design and the H logo are registered trademarks and We Build Better. is a trademark of Hayward Industries, Inc. © 2021 Hayward Industries, Inc.

# HP50952T

IN-GROUND POOL AND SPA REPLACEMENT PARTS

Parts Listing: HP50952T



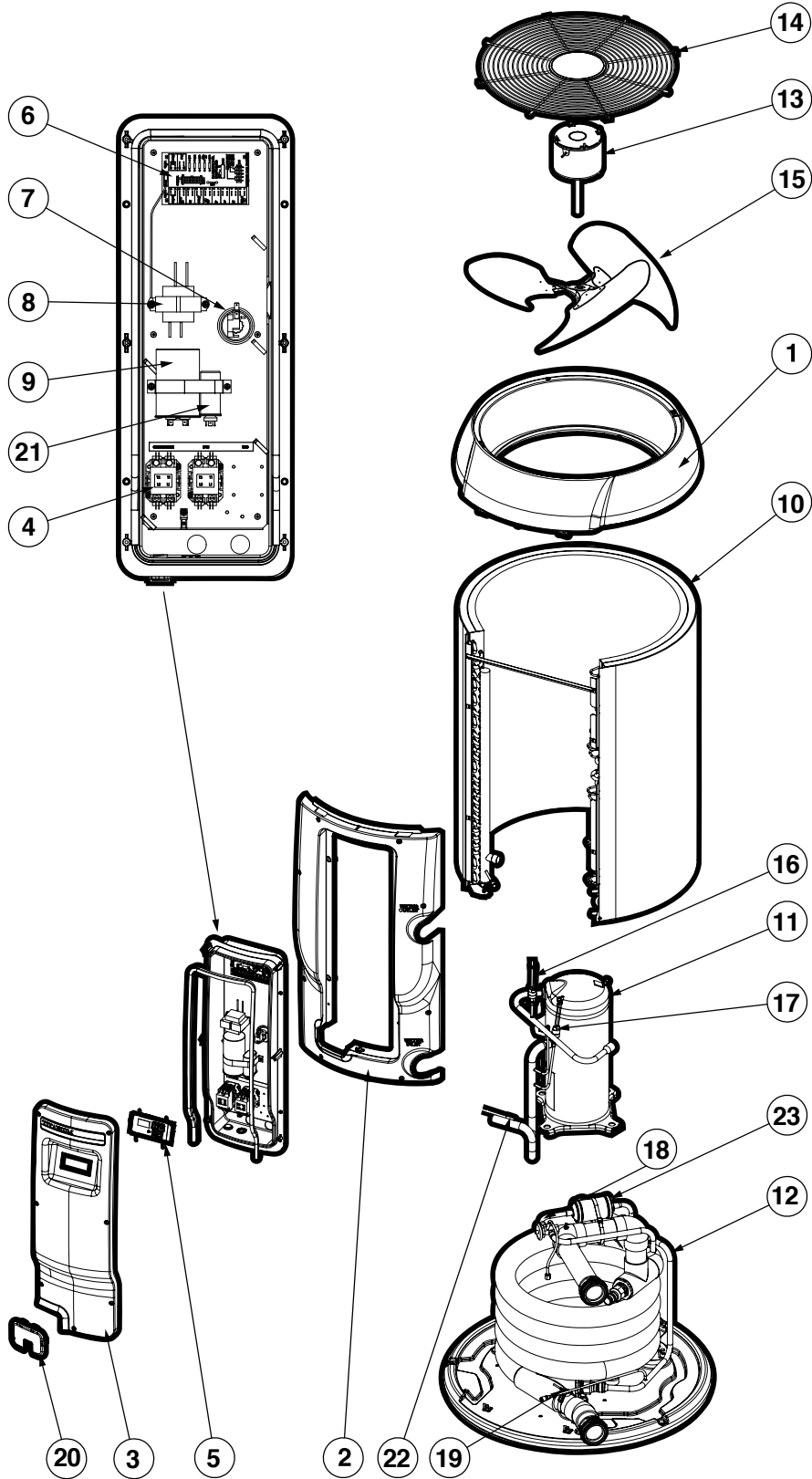
Heating

### Parts Listing: HP50952T

Ref. No.	Part No.	Description	Ctn. Qty.
1	HPX20000390223	Axial Flow Fan Motor	1
2	HPX20000220320	Cover Plate	1
3	HPX83700122	The Trademark	—
4	HPX80900744	The Top	—
5	HPX80900320	Rain Guard	—
6	HPX82300038	CP203	1
7	HPX80705635	The Beam	—
8	HPX32004210137	The Fan Guard	1
9	HPX20000360187	Pressure Switch	20
10	HPX20000360052	Pressure Switch	20
11	HPX20000360054	Pressure Switch	20
12	HPX20000140401	Electronic Expansion Valve	20
13	HPX20000140027	The Filter	1
14	HPX2004-1444	The Filter	40
15	HPX2000-3242	Thermistor	120
16	HPX20003223	Thermistor	2
17	HPX20011491	Four-Way Valve	1
18	HPX83700118	The Trademark	—
19	HPX80900745	The Front Panel	—
20	HPX20000220247	The Junction Box Body	1
21	HPX80705636	Electrical Plate	—
22	HPX32004210135	Titanium Pipe Support	1
23	HPX32016120011	Titanium Tube Heat Exchanger	1
24	HPX32004210134	Press Stents	1
25	HPX20000110373	Compressor	1
26	HPX81800023	Adapter	1
27	HPX81800029	Pipe	1
28	SPX3200UNKIT	Union	10
29	HPX80705641	Fixed Bracket	—
30	HPX81800025	Nut	1
31	SPX3200UNADP	Butt Nipple with Gasket	10
32	HPX72200101-B	Liquid Storage Tank	—
33	HPX20000-140150	Needle Valve	1
34	HPX20000-140512	Needle Valve	—
35	HPX304030-00002	Tee	1
36	HPX2000-1460	Tee	2
37	HPX2000-1435	Tee	—
38	HPX2001-1359	The 90° Elbow	—
39	HPX20000-360005	Water Flow Switch (Mould)	—
40	HPX80900743	Chassis	—
41	HPX20031379	Joint	1
42	HPX80600731	Finned Heat Exchanger	1
43	HPX32015210035	Top Support Plate Component	1
44	HPX20000270057	Axial Flow Fan	1
45	HPX80700160	Fan Nets with Plastic Cover	—
46	HPX80707055	Electrical Box Liner	—
47	HPX2000-3909	Two Socket	25
48	HPX20000-360297	Relay	—
49	HPX20000-360006	Single Phase AC Contactor	5
50	HPX20000390223	Three Terminal Blocks	1
51	HPX20000390046	Terminal	10
52	HPX95005-310569-B	PC1002	—
53	HPX82300018	Variable Frequency Driver Module	1

Parts Diagram: HP20654T, HP20654BT, HP20854BT, HP20854T, HP21104T, HP21104TC

Heating



## Parts Listing: HP20654T, HP20654BT, HP20854T, HP20854BT, HP21104T, HP21104TC

Ref. No.	Part No.	Description
1	HPX01023502	Fan Top for HP20654T, HP20854T, HP21104T and HP21104TC
2	HPX01023503	Side Panel for HP20654T, HP20854T, HP21104T and HP21104TC
3	HPX01023505	Control Box Cover
4	HPX1985	Contactors
5	HPX26024139	Control Board Assembly
6	HPX11024130	Interface Board
7	HPX2181	Water Pressure Switch
8	HPX11023693	Transformer
9	HPX11024270	Compressor Run Capacitor for HP20654T and HP20654BT
9	HPX11024272	Compressor Run Capacitor for HP20854T and HP20854BT
9	SMX11022320	Compressor Run Capacitor for HP21104T and HP21104TC
10	HPX24024238	Bent Coil with Guard for HP20654T and HP20854T
10	HPX24024241	Bent Coil with Guard for HP21104T and HP21104TC
11	HPX11024204	Compressor for HP20854T and HP20854BT
11	SMX11012753**	Compressor for HP21104T and HP21104TC
12	HPX24012850	Condenser for HP21104T
12	HPX24012851	Condenser for HP21104TC
12	HPX24024712	Condenser for HP20654T, HP20854T, HP20654BT and HP20854BT
13	HPX11023564	Fan Motor, 1/3 H.P.
14	HPX01023561	Fan Guard
15	HPX15024321	Fan Blade
16	HPX11024258	High Pressure Switch
17	HPX11024259	Low Pressure Switch
18	HPX15012843	Thermostatic Expansion Valve for HP20854T and HP20854BT
18	HPX15012842*	Thermostatic Expansion Valve for HP21104T and HP21104TC
18	HPX15012852**	Thermostatic Expansion Valve for HP21104T and HP21104TC
19	HPX2169	Temperature Sensor
20	HPX01023760	Electrical Entry Plug
21	HPX11024151	Fan Run Capacitor
22	HPX11024169	Defrost Sensor
23	HPX1462	Filter Drier

## NOT PICTURED

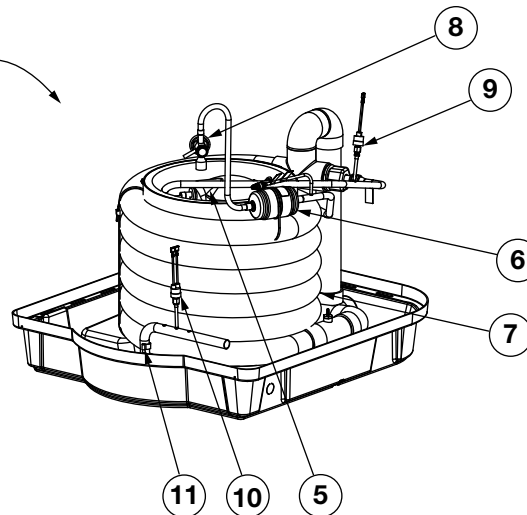
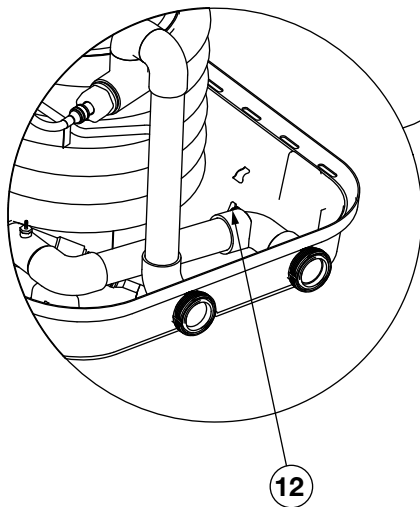
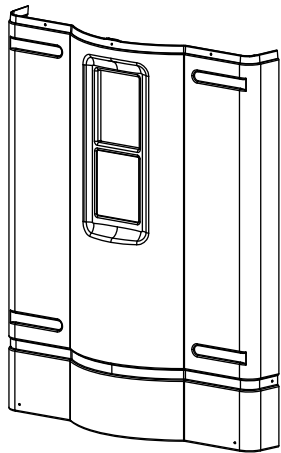
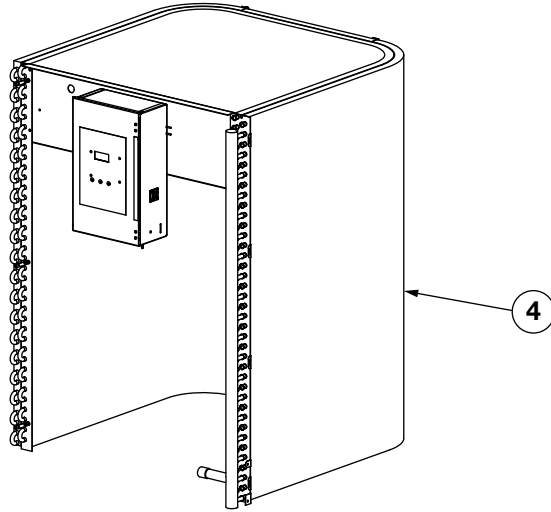
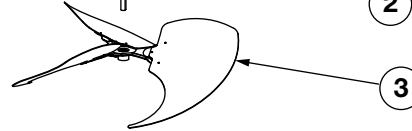
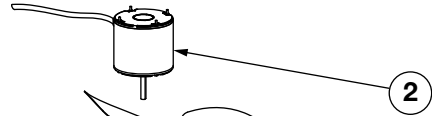
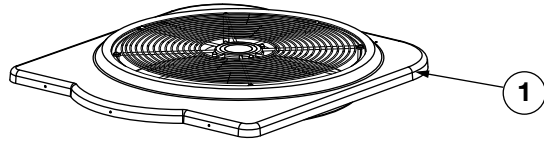
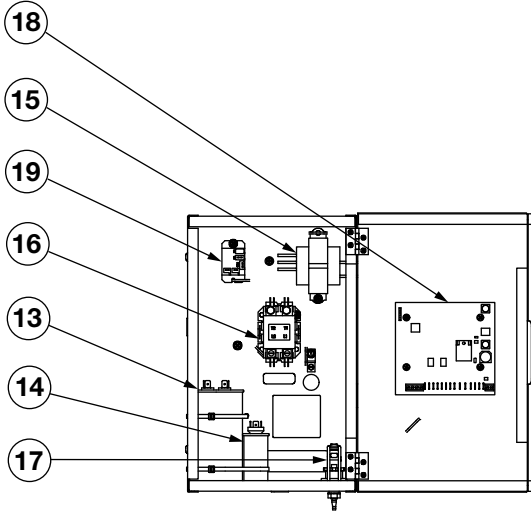
—	HPX10023517	HPC Cable
—	HPX02024108	Compressor Blanket
—	HPX10024732	Compressor Electrical Plug for HP20654T and HP20654BT
—	HPX10024289*	Compressor Electrical Plug for HP20854T, HP21104T and HP20854BT and HP21104TC
—	HPX10024732**	Compressor Electrical Plug for HP21104T and HP21104TC
—	SMX15026191	Hot Gas Bypass Valve for HP21104TC
—	SMXHP2215	Hose Barb Service Kit

NOTES: \*Used on units prior to s/n 21131410102317001

\*\*Used on units after s/n 21131410102458001

Parts Diagram: HP21404T, HP21404TC, HP21004T, HP21254T, HP21124T

Heating





## Parts Listing: HP21404T, HP21404TC, HP21004T, HP21254T, HP21124T

Ref. No.	Part No.	Description	Ctn. Qty.
1	SMX309077011	Top Panel – Taupe with Guard	1
2	SMX300055036	Fan Motor	1
3	SMX303140003	Fan Blade	1
4	SMX305099004	Evaporator for HP21404T, HP21404TC	1
	SMX24024408	Evaporator for HP21254T, HP21124T	1
	SMX24024414	Evaporator for HP21004T	1
5	SMX11017204	Compressor for HP21004T prior to serial number 21131501105230001	1
	SMX301150010	Compressor for HP21124T prior to serial number 21131501102140001	1
	SMX11024201	Compressor for HP21254T prior to serial number 21131405101250001	1
	SMX11024201	Compressor for HP21404T prior to serial number 21131404105240001	1
	SMX11012751	Compressor for HP21004T after serial number 21131501105230001	1
	SMX11012753	Compressor for HP21124T after serial number 21131501102140001	1
	SMX11012755	Compressor for HP21254T after serial number 21131405101250001	1
	SMX11012755	Compressor for HP21404T after serial number 21131404105240001	1
	SMX10024715	Compressor Plug (not shown) for HP21004T prior to serial number 21131501105230001	1
	SMX10024715	Compressor Plug (not shown) for HP21124T prior to serial number 21131501102140001	1
	SMX10024715	Compressor Plug (not shown) for HP21254T prior to serial number 21131405101250001	1
	SMX10024715	Compressor Plug (not shown) for HP21404T prior to serial number 21131404 105240001	1
	SMX10022329	Compressor Plug (not shown) for HP21004T after serial number 21131501105230001	5
	SMX10022329	Compressor Plug (not shown) for HP21124T after serial number 21131501102140001	5
	SMX10022329	Compressor Plug (not shown) for HP21254T after serial number 21131405101250001	5
	SMX10022329	Compressor Plug (not shown) for HP21404T after serial number 21131404105240001	5
6	HPX1462	Filter – Drier for all	1
7	SMX24024864	Heat-Exchanger for HP21404T	1
	SMX24022372	Heat Exchanger for HP21004T	1
	SMX24024509	Heat Exchanger for HP21124T prior to serial number 21131708100361001	1
	SMX2401347101	Heat Exchanger for HP21124T after serial number 21131708100361001	1
8	SMX15024595	Thermal Expansion Valve (TXV) for HP21004T prior to serial number 21131501105230001	1
	SMX15024595	Thermal Expansion Valve (TXV) for HP21124T prior to serial number 21131501102140001	1
	SMX15012865	Thermal Expansion Valve (TXV) for HP21004T after serial number 21131501105230001	10
	HPX51700029001	Thermal Expansion Valve (TXV) for HP21124T after serial number 21131501102140001	10
		Thermal Expansion Valve (TXV) for HP21254T after serial number 21131405101250001	1
		Thermal Expansion Valve (TXV) for HP21404T after serial number 21131404105240001	1
9	HPX11024258	High Pressure Switch	10
10	HPX11024259	Low Pressure Switch	10
11	SMX306000023	Defrost Sensor	10
12	SMX306000024	Water Temperature Sensor for HP21404T, HP21004T, HP21254T and HP21124T	25
13	SMX11022320	Compressor Run Capacitor	6
14	HPX11024151	Fan Capacitor	6
15	HPX11023693	Transformer	1
16	HPX1985	Contactora	5
17	HPX2181	Water Pressure Switch	10
18	SMX306000016	Control Board for HP21404T, HP21004T, HP21124T and HP21254T	20
19	HPX51000010301	Relay	1

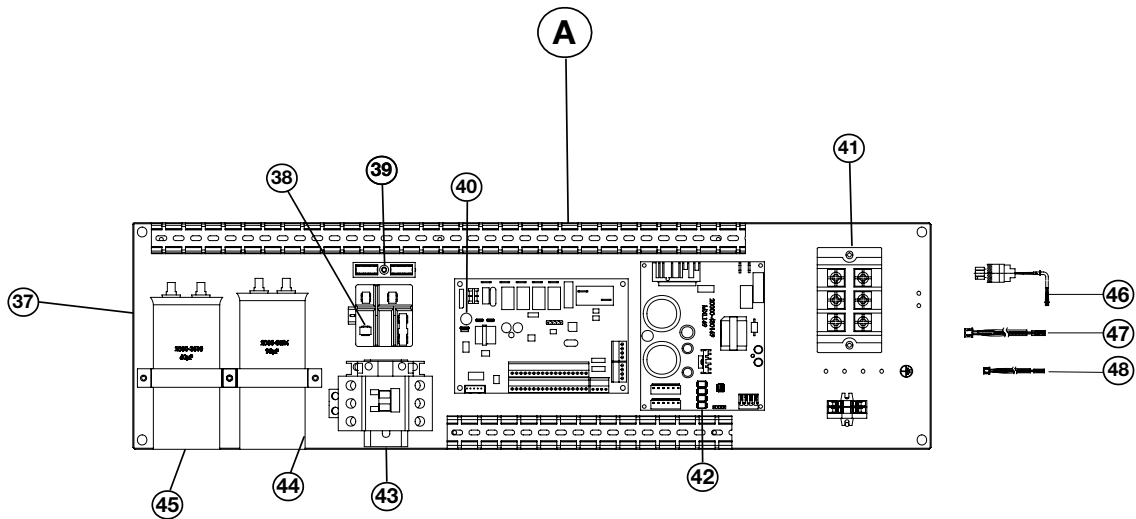
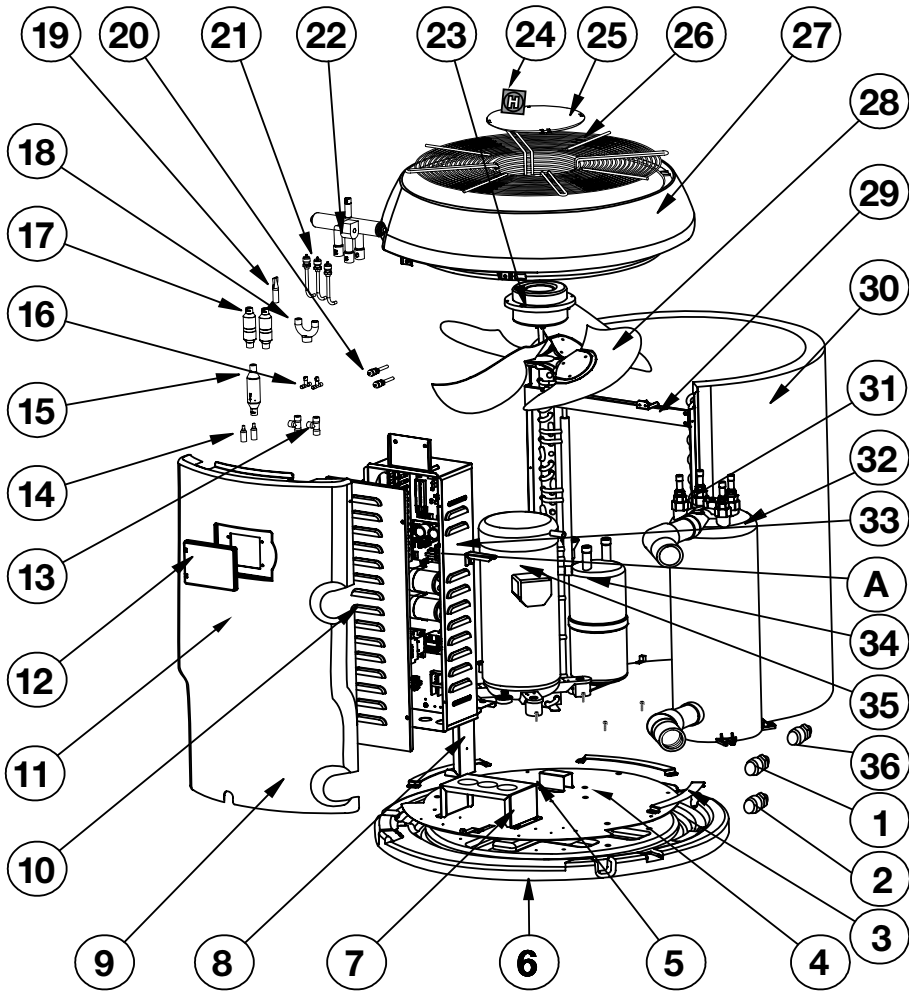
## NOT PICTURED

—	SMX14024927	Consumer Kit	2
—	SMX1101191101	Master On/Off Switch	50

# HP31005T

## HEAT PUMP REPLACEMENT PARTS

### Parts Diagram



Electrical Box

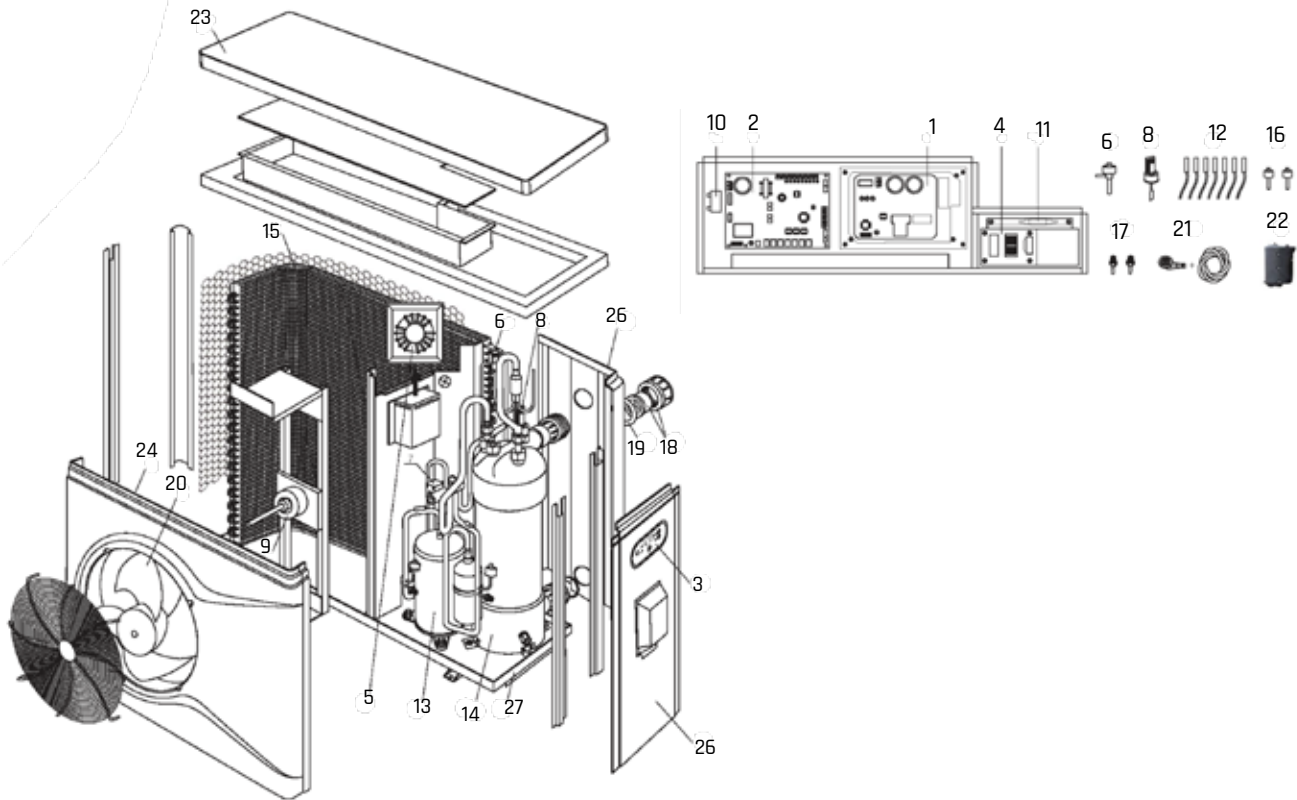
## Parts Listing

Ref. No.	Part No.	Description	Ctn. Qty.
1	HPX20000360187	Pressure Switch	1
2	HPX20000360054	Pressure Switch	1
3	HPX80711461	Support Plate	1
4	HPX80711454	Floor	1
5	HPX80711460	Nozzle Fixing Plate	1
6	HPX80901110	Chassis	1
7	HPX80711455	Electrical Box Bracket	1
8	HPX80711459	Filter Support	1
9	HPX80901109	Front Panel	1
10	HPX80711456	Electrical Box Cover	1
11	HPX83700118	The Trademark	1
12	HPX72200348	LED302	1
13	HPX2000-1449	Tee	2
14	HPX20000-140085	Reducing Diameter	2
15	HPX20011497	Check Valve	1
16	HPX2000-1460	Tee	2
17	HPX20000140027	Filter	2
18	HPX81500341	Tee	1
19	HPX20000-140147	Reducing Diameter	1
20	HPX20000-140150	Needle	2
21	HPX20000-140512	Needle	3
22	HPX20011491	Four-Way Valve	1
23	HPX20000330381	Fan Motor	1
24	HPX83700122	The Trademark	1
25	HPX20000220320	Motor Cover Plate	1
26	HPX80710856	Fan Protection Net	1
27	HPX80901118	Cover	1
28	HPX80300033	Fan	1
29	HPX80712127	Fin Fixing Plate	1
30	HPX80601153	Fin Heat Exchanger	1
31	HPX83000069	Water Flow Switch	1
32	HPX80601154	Titanium Heat Exchanger	1
33	HPX80711453	Electrical Box	1
34	HPX35051405	Gas Liquid Separator	1
35	HPX20000110040	Compressor	1
36	HPX20000360052	Pressure Switch	1
37	HPX80711457	Electrical Box Liner	1
38	HPX20000360035	Start Relay	1
39	HPX20003909	Terminal Board (2 bit)	1
40	HPX220130-0016E	PC1004	1
41	HPX20000390222	Terminal Board (3 bit)	1
42	HPX72200052	Speed Control Module	1
43	HPX82900067	AC Contactor	1
44	HPX20003524	Compressor Capacitance	1
45	HPX20003510	Compressor Capacitance	1
46	HPX20000360306	Pressure Sensor	1
47	HPX20000320145	Temperature Sensor	1
48	HPX20003202	Temperature Sensor	1

# HP40BEE, HP50BEE, HP65BEE1

VARIABLE SPEED HEAT PUMP REPLACEMENT PARTS

Parts Listing: HP40BEE, HP50BEE, HP65BEE1



## HP40BEE

Ref. No.	Part No.	Description
1	HPXWSEE40CDM	Inverter Board
2	HPXWSEE50PCB	PC Board
3	HPXWSEE50IL	Oval LED
4	HPXWSEE50PFP	Power Filter Plate
5	HPXWSEE40IN	Inductor
6	HPXWSEE50EV	Electronic Expansion Valve
7	HPXWSEE50FWV	4-Way Valve
8	HPXWS56WFW	Water Flow Switch
9	HPXWSEE50FM	Fan Motor
10	HPXWSEE50FMC	Fan Motor Capacitor
11	HPXWSEE40FUS	Fuse
12	HPXWSEE50TMP	Full set of sensors
13	HPXWSEE40CCC	Compressor
14	HPXWSEE40THE	Titanium Heat Exchanger
15	HPXWSEE40E	Evaporator
16	HPXWSEE50PPS	High & Low Pressure Protection Switch
17	HPXWSEE50PV	High & Low Pressure Valve
18	HPXWS56WN	Water Union
19	HPWS56WNG	Water Union Gasket
20	HPXWSEE40F	Fan
21	HPXWSEE50DTJ	Drainage Kit
22	HPXWSEE50ICC	Compressor Insulation Cap
23	HPXWSEE50CAB	Top Cover
24	HPXWSEE50CAB	Front Panel
25	HPXWSEE50CAB	Right Panel
26	HPXWSEE40CAB	Back Panel
27	HPXWSEE50BB	Bottom Board

# HP40BEE, HP50BEE, HP65BEE1

VARIABLE SPEED HEAT PUMP REPLACEMENT PARTS

Heating

## HP50BEE

Ref. No.	Part No.	Description
1	HPXWSEE50CDM	Inverter Board
2	HPXWSEE50PCB	PC Board
3	HPXWSEE50IL	Oval LED
4	HPXWSEE50PPF	Power Filter Plate
5	HPXWSEE50IN	Inductor
6	HPXWSEE50EV	Electronic Expansion Valve
7	HPXWSEE50FWV	4-Way Valve
8	HPXWS56WFW	Water Flow Switch
9	HPXWSEE50FM	Fan Motor
10	HPXWSEE50FMC	Fan Motor Capacitor
11	HPXWSEE50FUS	Fuse
12	HPXWSEE50TMP	Full set of sensors
13	HPXWSEE50CCC	Compressor
14	HPXWSEE50THE	Titanium Heat Exchanger
15	HPXWSEE50E	Evaporator
16	HPXWSEE50PPS	High & Low Pressure Protection Switch
17	HPXWSEE50PV	High & Low Pressure Valve
18	HPXWS56WN	Water Union
19	HPWS56WNG	Water Union Gasket
20	HPXWSEE50F	Fan
21	HPXWSEE50DTJ	Drainage Kit
22	HPXWSEE50ICC	Compressor Insulation Cap
23	HPXWSEE50CAB	Top Cover
24	HPXWSEE50CAB	Front Panel
25	HPXWSEE50CAB	Right Panel
26	HPXWSEE50CAB	Back Panel
27	HPXWSEE50BB	Bottom Board

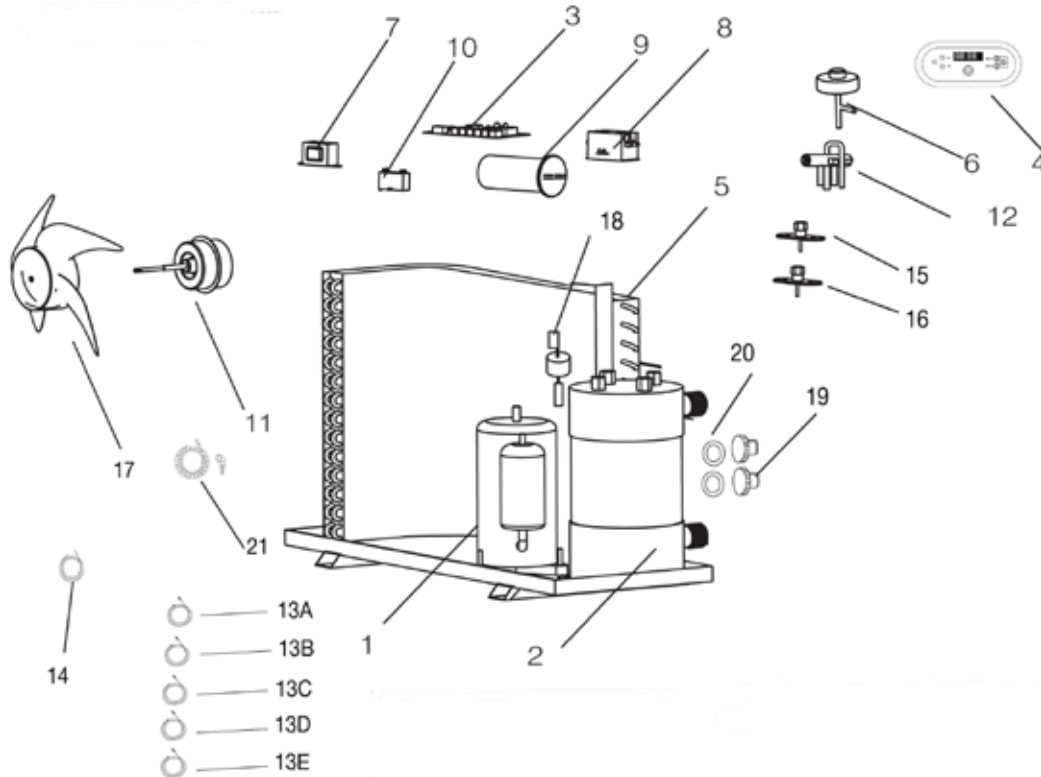
## HP65BEE1

Ref. No.	Part No.	Description
1	HPXWSEE65CDM1	Inverter Board
2	HPXWSEE50PCB	PC Board
3	HPXWSEE50IL	Oval LED
4	HPXWSEE50PPF	Power Filter Plate
5	HPXWSEE65IN1	Inductor
6	HPXWSEE50EV	Electronic Expansion Valve
7	HPXWSEE65FWV	4-Way Valve
8	HPXWS56WFW	Water Flow Switch
9	HPXWSEE50FM	Fan Motor
10	HPXWSEE50FMC	Fan Motor Capacitor
11	HPXWSEE65FUS	Fuse
12	HPXWSEE50TMP	Full set of sensors
13	HPXWSEE65CCC1	Compressor
14	HPXWSEE65THE1	Titanium Heat Exchanger
15	HPXWSEE65E	Evaporator
16	HPXWSEE50PPS	High & Low Pressure Protection Switch
17	HPXWSEE50PV	High & Low Pressure Valve
18	HPXWS56WN	Water Union
19	HPWS56WNG	Water Union Gasket
20	HPXWSEE40F	Fan
21	HPXWSEE50DTJ	Drainage Kit
22	HPXWSEE65ICC	Compressor Insulation Cap
23	HPXWSEE65CAB	Top Cover
24	HPXWSEE65CAB	Front Panel
25	HPXWSEE65CAB	Right Panel
26	HPXWSEE65CAB	Back Panel
27	HPXWSEE50BB	Bottom Board

# HP40B, HP50B, HP65B1

HEAT PUMP REPLACEMENT PARTS

Parts Listing: HP40B, HP50B, HP65B1



## HP40B

Ref. No.	Part No.	Description
1	HPXWS40CCC	Compressor
2	HPXWS40THE	Titanium Heat Exchanger
3	HPXWS40PCB1	PC Board Fairland
4	HPXWS40IL1	LCD Controller Fairland
5	HPXWS40E	Evaporator
6	—	—
7	HPXWS40T	Fairland Transformer
8	HPXWS40C	Fairland Contactor
9	HPXWS40CC	Compressor Capacitor
10	HPXWS40FMC	Fan Motor Capacitor
11	HPXWS40FM	Fan Electric Motor
12	HPXWS40FVV	4-Way Valve
13A	HPXWS40TMP	Pool Water Temp Sensor
13B	—	—
13C	HPXWS40TMP	Heating Coil Pipe Temp Sensor
13D	—	—
13E	HPXWS40ETS	Exhaust Temp Sensor
14	HPXWS40ATS	Air Temp Sensor
15	HPXWS40HPS	High Pressure Valve
16	HPXWS40LPS	Low Pressure Valve
17	HPXWS40F	Fan
18	HPXWS56WFW	Water Flow Switch
19	HPXWS40WN	Quick Connect
20	HPXWS56WNG	Union Kit
21	HPXWS40DTJ	Draining Tube & Black Joint

# HP40B, HP50B, HP65B1

HEAT PUMP REPLACEMENT PARTS

## HP50B

Ref. No.	Part No.	Description
1	HPXWS50CCC	Compressor
2	HPXWS50THE	Titanium Heat Exchanger
3	HPXWS56PCB1	PC Board Fairland
4	HPXWS56IL1	LCD Controller Fairland
5	HPXWS50E	Evaporator
6	HPXWS50EV	Expansion Valve
7	HPXWS56T	Fairland Transformer
8	HPXWS56C	Fairland Contactor
9	HPXWS56CC	Compressor Capacitor
10	HPXWS50FMC	Fan Motor Capacitor
11	HPXWS50FM	Fan Electric Motor
12	HPXWS56FWV	4-Way Valve
13A	HPXWS56TMP	Pool Water Temp Sensor
13B	HPXWS56TMP	Cooling Coil Pipe Temp Sensor
13C	HPXWS56TMP	Heating Coil Pipe Temp Sensor
13D	HPXWS56TMP	Gas Return Temp Sensor
13E	—	—
14	HPXWS56ATS	Air Temp Sensor
15	HPXWS56HPS	High Pressure Valve
16	HPXWS56LPS	Low Pressure Valve
17	HPXWS50F	Fan
18	HPXWS56WFW	Water Flow Switch
19	HPXWS56WN	Quick Connect
20	HPXWS56WNG	Gaske
21	HPXWS56OR	O-Ring

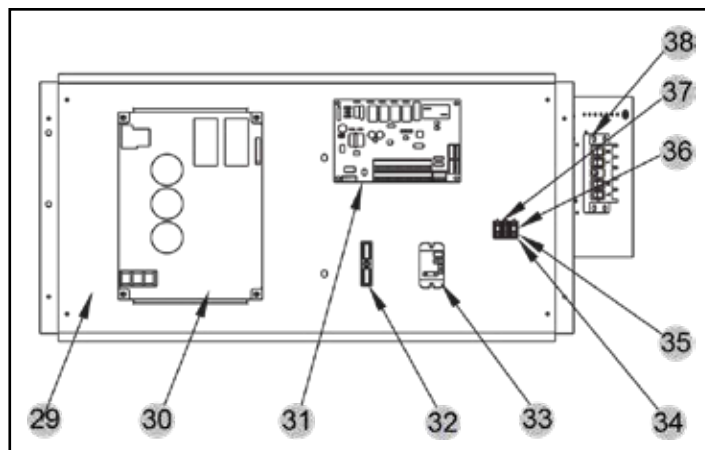
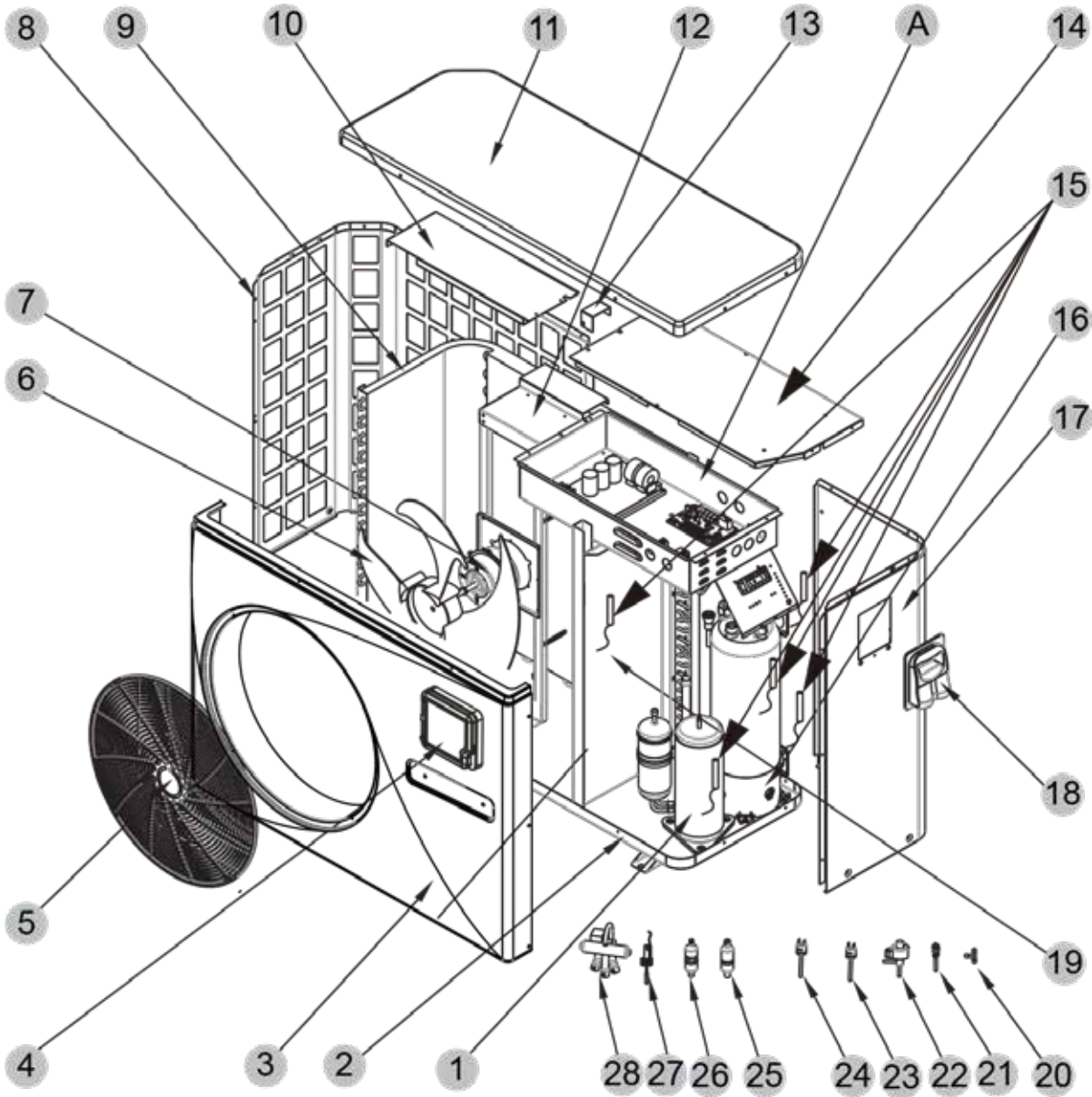
## HP65B1

Ref. No.	Part No.	Description
1	HPXWS65CCC	Compressor
2	HPXWS65THE	Titanium Heat Exchanger
3	HPXWS56PCB1	PC Board Fairland
4	HPXWS56IL1	LCD Controller Fairland
5	HPXWS65E	Evaporator
6	HPXWS65EV	Expansion Valve
7	HPXWS56T	Fairland Transformer
8	HPXWS56C	Fairland Contactor
9	HPXWS56CC	Compressor Capacitor
10	HPXWS65FMC	Fan Motor Capacitor
11	HPXWS65FM	Fan Electric Motor
12	HPXWS56FWV	4-Way Valve
13A	HPXWS56TMP	Pool Water Temp Sensor
13B	HPXWS56TMP	Cooling Coil Pipe Temp Sensor
13C	HPXWS56TMP	Heating Coil Pipe Temp Sensor
13D	HPXWS56TMP	Gas Return Temp Sensor
13E	—	—
14	HPXWS56ATS	Air Temp Sensor
15	HPXWS56HPS	High Pressure Valve
16	HPXWS56LPS	Low Pressure Valve
17	HPXWS65F	Fan
18	HPXWS56WFW	Water Flow Switch
19	HPXWS56WN	Quick Connect
20	HPXWS56WNG	Union Kit
21	HPXWS56DTJ	Draining Tube & Black Joint

# HP50AEE

## HEAT PUMP REPLACEMENT PARTS

### Parts Diagram





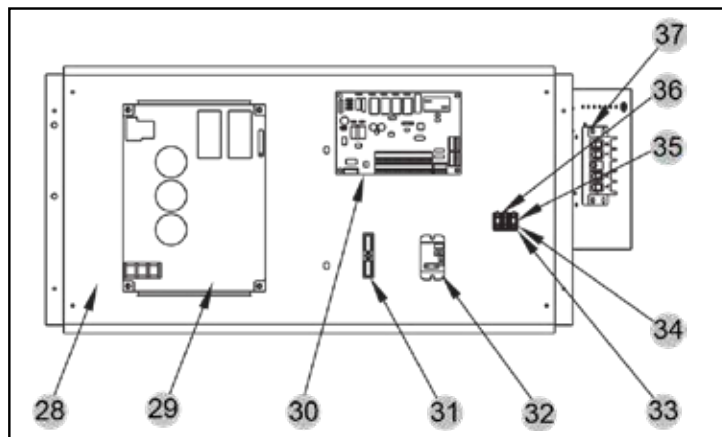
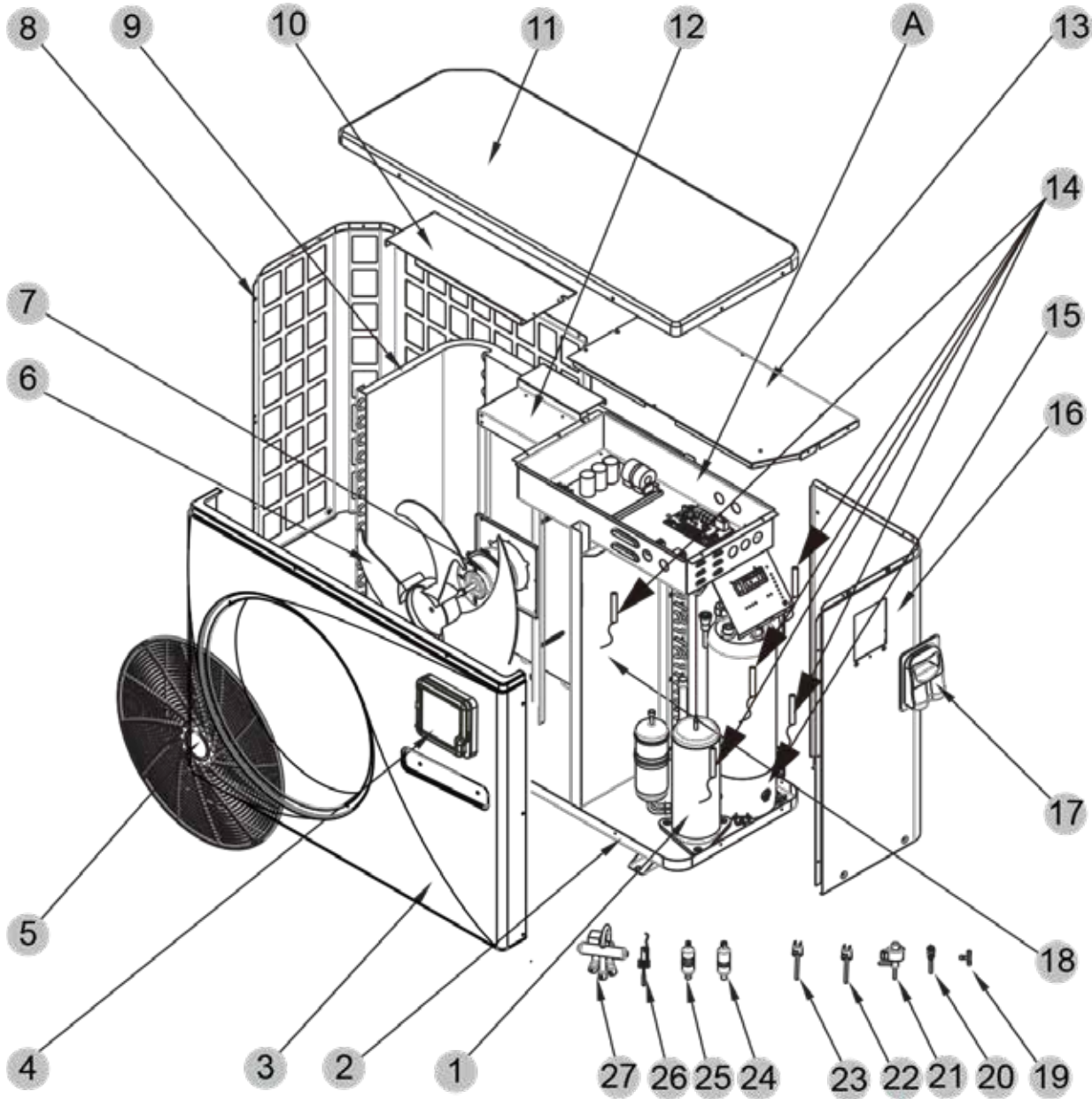
## Parts Listing

Ref. No.	Part No.	Description
1	HPX20000-110436	Compressor
2	HPX301070-20120022	Chassis assembly
3	HPX301090-20120001	Front frame
4	HPX72200359	CP203
5	HPX20000-220369	Fan net
6	HPX20000-270004	Axial fan blade
7	HPX20000-330132	DC
8	HPX301070-20080006	Left side panel
9	HPX32012-120166	Finned heat exchanger
10	HPX32012-210493	Support plate
11	HPX32012-210489	Top cover
12	HPX32012-210570	Motor bracket assembly
13	HPX32008-210167	Condenser splint
14	HPX32012-210494	Electrical box cover
15	HPX2000-3242	Sensor
16	HPX301060-20120002	Titanium tube heat exchanger
17	HPX301070-20120021	Ride side panel
18	HPX32009-220029	Junction box body
19	HPX32012-210796	Middle baffle
20	HPX2000-1460	Three links
21	HPX220000-140150	Needle valve
22	HPX20000-140449	Electronic expansion valve
23	HPX20000-360157	Low pressure switch
24	HPX2001-3605	High pressure switch
25	HPX2004-1444	Filter
26	HPX20000-140618	Filter
27	HPX20000-360005	Flow switch
28	HPX20000-140484	Four-way valve
29	HPX80701652	Electrical box assembly
30	HPX20000-310170	Variable frequency drive
31	HPX220130-00000016	PC1004
32	HPX2000-3909	2-position terminal block
33	HPX20000-360297	Relay
34	HPX20000-390047	Terminal block
35	HPX20000-390046	Terminals
36	HPX20000-390048	Terminals
37	HPX20000-390049	Terminals
38	HPX20000-390231	5-position terminal block

# HP70AEE

## HEAT PUMP REPLACEMENT PARTS

### Parts Diagram



Heating

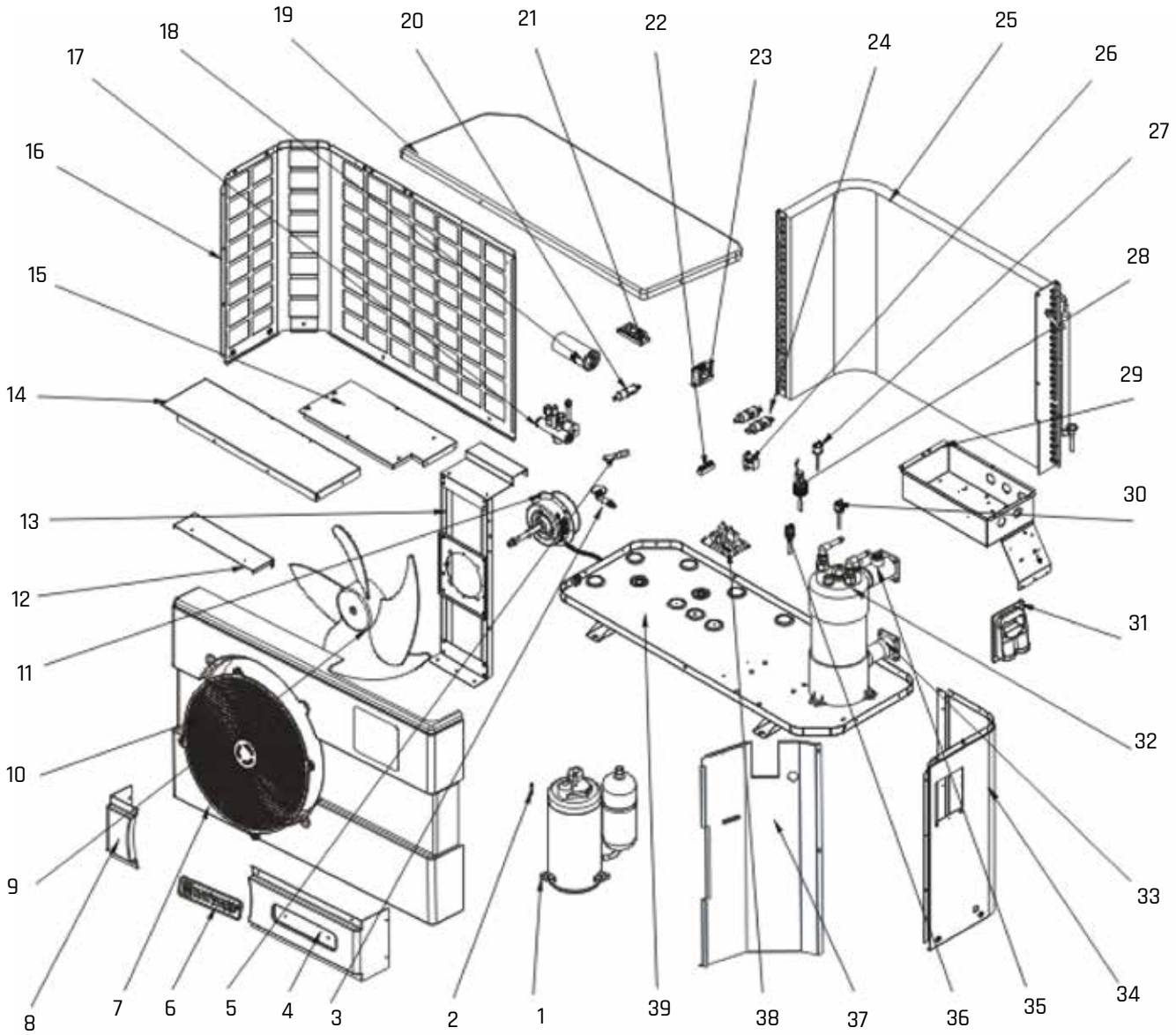
## Parts Listing

Ref. No.	Part No.	Description
1	HPX20000-110217	Compressor
2	HPX80701594	Chassis assembly
3	HPX301090-00000004	Front frame
4	HPX72200359	CP203
5	HPX20000-220369	Fan net
6	HPX20000-270004	Axial fan blade
7	HPX20000-330132	DC
8	HPX80701595	Left side panel
9	HPX301060-20180001	Finned heat exchanger
10	HPX32009-210663	Support plate
11	HPX32009-220111	Top cover
12	HPX32009-210662	Motor bracket assembly
13	HPX32009-210658	Electrical box cover
14	HPX2000-3242	Sensor
15	HPX80600265	Titanium tube heat exchanger
16	HPX80701596	Right side panel
17	HPX32009-220029	Junction box body
18	HPX32009-210664	Middle baffle
19	HPX2000-1460	Three links
20	HPX20000-140150	Needle valve
21	HPX20000-140485	Electronic expansion valve
22	HPX20000-360157	Low pressure switch
23	HPX2001-3605	High pressure Switch
24	HPX2004-1444	Filter
25	HPX20000-140618	Filter
26	HPX20000-360005	Flow switch
27	HPX20000-140485	Four-way valve
28	HPX32009-210651	Electrical box assembly
29	HPX20000-310170	Variable frequency drive
30	HPX220130-00000016	PC1004
31	HPX2000-3909	2-position terminal block
32	HPX20000-360297	Relay
33	HPX20000-390047	Terminal block
34	HPX20000-390046	Terminals
35	HPX20000-390048	Terminals
36	HPX20000-390049	Terminals
37	HPX20000-390231	5-position terminal block

# HP50A1

## HEAT PUMP REPLACEMENT PARTS

Parts Listing: HP50A1



Heating

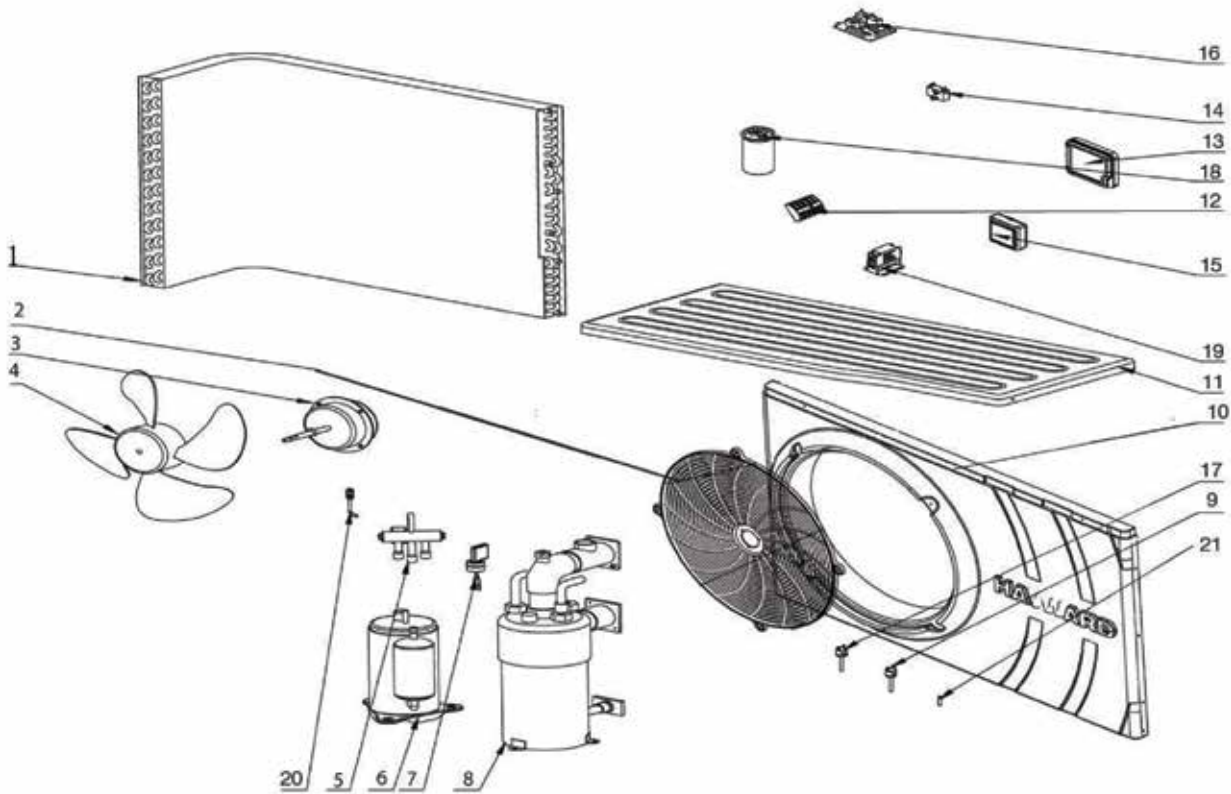
### HP50A1

Ref. No.	Part No.	Description
1	HPX20000-110041	Compressor
2	HPX2002-8881	Steel Sleeve
3	HPX3400-2203	Drainage
4	HPX32008-220053	Front Frame Decoration 2
5	HPX20000-140067	Double Capillary Joint
6	HPX20000-230596	Mark (Hayward)
7	HPX32008-220051	Front
8	HPX32008-220052	Front Frame Decoration 1
9	HPX3500-2701	Fan
10	HPX20000-220188	Fan Retainer
11	HPX20000-330124	Fan Machinery
12	HPX32008- 210069	Before the fixed plate
13	HPX32012-210742	Motor Bracket
14	HPX32012-210737	Mounting Plate
15	HPX32012-210740	Electric Box Cover Plate
16	HPX32012-210736	Back Stop
17	HPX2001-1418	Four-Way Valve
18	HPX2000-3505	Compressor Capacitance
19	HPX32008-220054	Head Cover
20	HPX2001-1499	Check Valve
21	HPX20000-390231	Five Connector
22	HPX2000-3909	Two Connector
23	HPX20000-370006	Power Transformer
24	HPX2004-1444	Filter
25	HPX32012-120165	Fin Type Heat Exchanger
26	HPX2000-3501	Fan Capacitance
27	HPX2000-3603	Pressure Switch
28	HPX20000-360005	Water Switch
29	HPX32012-210739	Electrical Box
30	HPX2001-3605	Pressure Switch
31	HPX 32009-220029	Terminal Box
32	HPX32012-120036	Titanium Tubular Exchange
33	HPX2000-3242	Water Inlet Sensor
34	HPX32012-210735	Right-Side Panel
35	HPX2000-3242	Water Outlet Sensor
36	HPX20000-360059	Pressure Switch
37	HPX32012-210738	Median Septum
38	HPX95005-310145	PC1001
39	HPX32012-210741	Chassis
—	HPX95005-310261	Display Controller

# HP50A

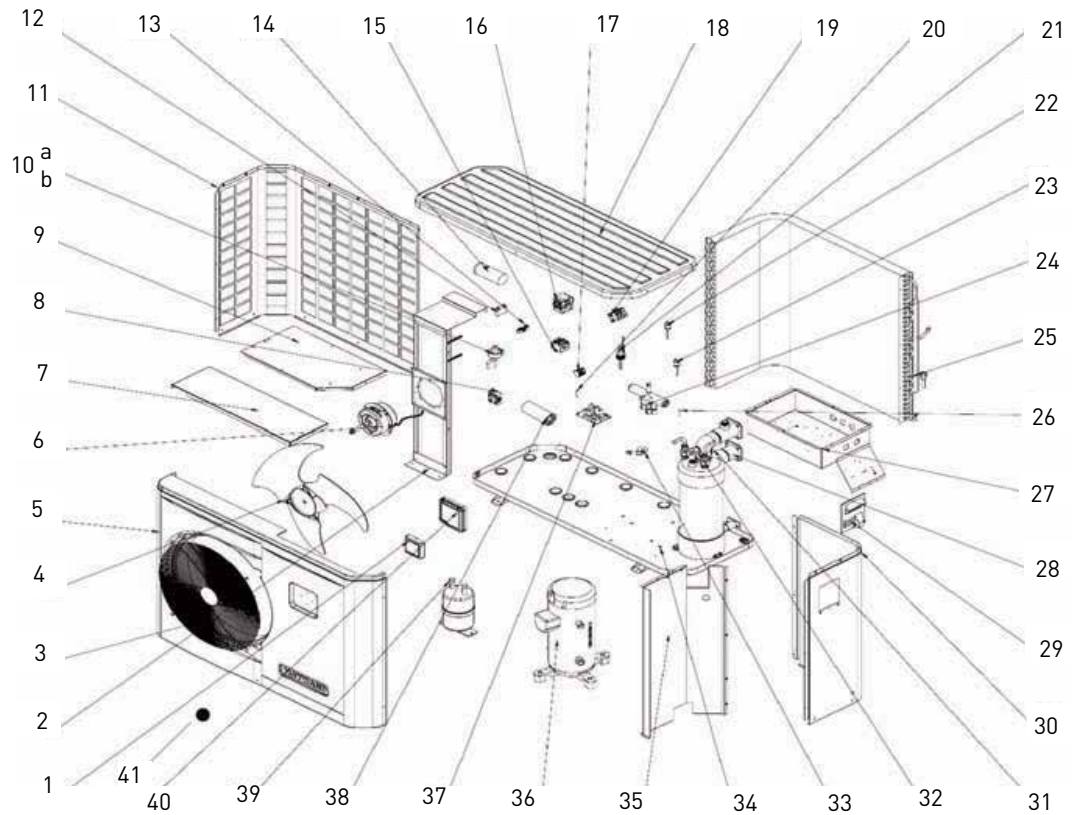
## HEAT PUMP REPLACEMENT PARTS

### Parts Listing: HP50A



Ref. No.	Part No.	Description
1	HPX32012-120020	Evaporator
2	HPX20000-220188	Fan Net
3	HPX20000-330124	Fan Motor
4	HPX3500-2701	Axis blower Fan
5	HPX2001-1418	4-Way Valve
6	HPX20000-110041	Compressor
7	HPX20000-360005	Water Flow Switch
8	HPX32012-120014	Titanium Tube Heat Exchanger
9	HPX2001-3605	High Pressure Switch
10	HPX32012-220044	Front Panel
11	HPX32012-220045	Cover
12	HPX2001-3907	Terminal
13	HPX2000-2111	Waterproof Cover
14	HPX2000-350012	Fan Capacitor
15	HPX95005-310188	LCD Controller
16	HPX35005-310145	Main Control Board
17	HPX2000-3603	Low Pressure Switch
18	HPX2000-3505	Compressor Capacitor
19	HPX20000-360006	AC Contactor
20	HPX20000-140153	Needle Valve
21	HPX2000-3242	Sensor, water, air

Parts Listing: HP65A

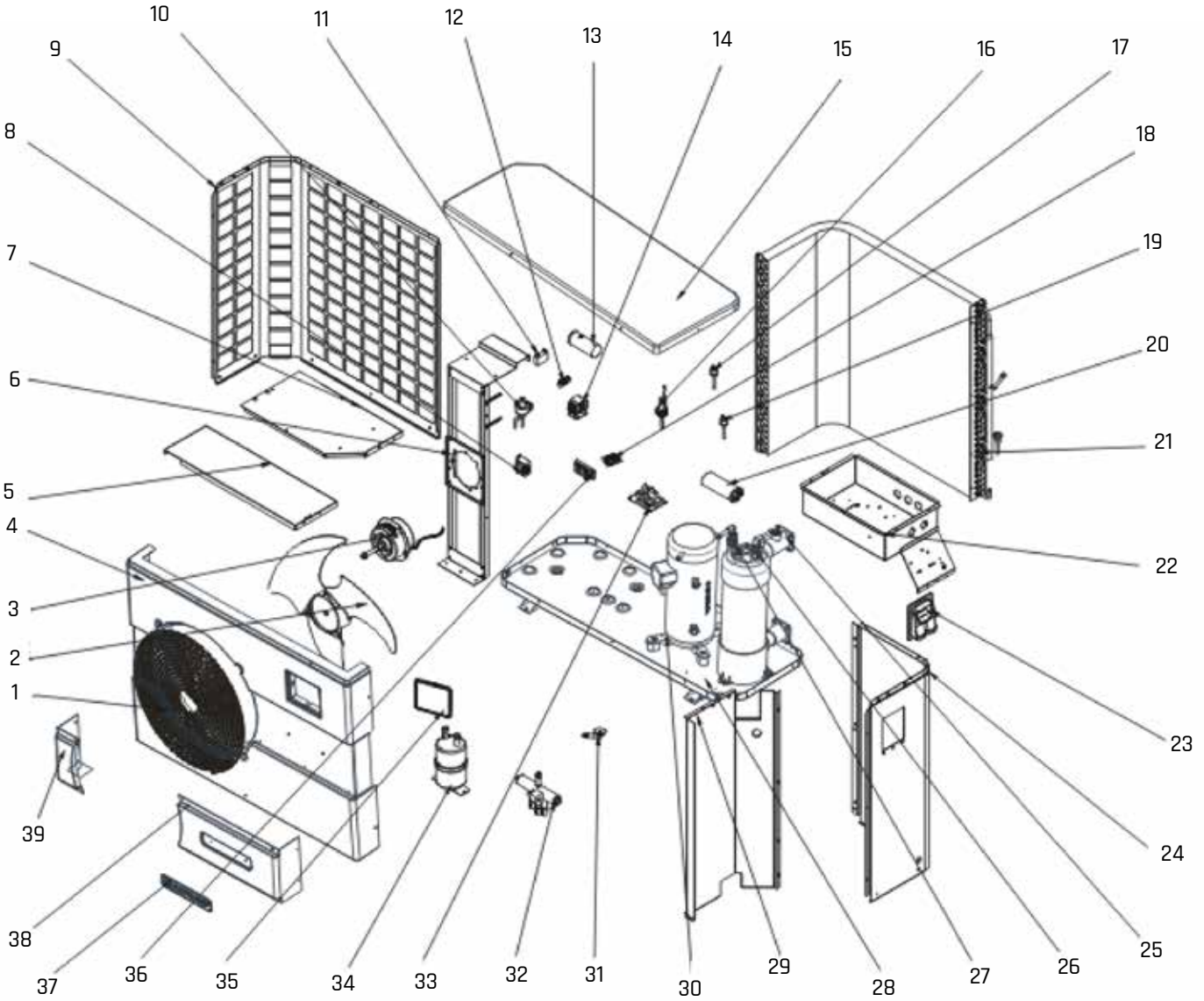


Ref. No.	Part No.	Description	Ref. No.	Part No.	Description
1	HPX95005-310188	LCD Controller	23	HPX2000-3603	Low Pressure Switch
2	HPX320009-210092	Fan Motor Bracket	24	HPX2001-1491	4 Way Valve
4	HPX2000-2705	Fan Blade	25	HPX35012-120001	Fin Coil
6	HPX2001-3328	Fan Motor	26	HPX2000-3242	Air Temp. Sensor
7	—	Support Panel	27	—	Electrical Box Cover
8	HPX20000-370003	Transformer	28	HPX32009-120013	PVC-Titanium Condenser
9	—	Electrical Box Cover	29	—	Protection Cover
10a	HPX20000-140151	Electronic Expansion Valve	30	—	Right Panel
10b	HPX2000-140237	Black Coil	31	HPX2000-3242	Water outlet Sensor
11	—	Back Panel	32	HPX20000-3242	Water Inlet Sensor
12	HPX2000-3508	Fan Motor Capacitor 40 uF / 450 VAC	33	HPX2000-1345	Drain Plug
13	—	Terminal Block 2 Connection	34	—	Bottom Panel
14	HPX2000-3524	Compressor Start Capacitor	35	—	Center Wall
15	HPCX20000-36035	Relay	36	HPX20000-110038	Compressor
16	HPX2000-360035	Compressor Contactor	37	HPXMCB65	PCB Board
17	—	Terminal Block 3 Connection	38	HPX2000-3510	Compressor Capacitor 60 uF / 450 VAC
18	—	Top Cover	40	HPX20000-220068	Waterproof Cover
19	—	Terminal Block 3 Connection		HPX2000-3909	Terminal Block 2
20	HPX2000-3242	Coil Temperature Sensor		HPX2001-3907	Terminal Block 5
21	HPX20000-360005	Flow Switch			
22	HPX2001-3605	High Pressure Switch			

# HP70A1

## HEAT PUMP REPLACEMENT PARTS

Parts Listing: HP70A1



Heating



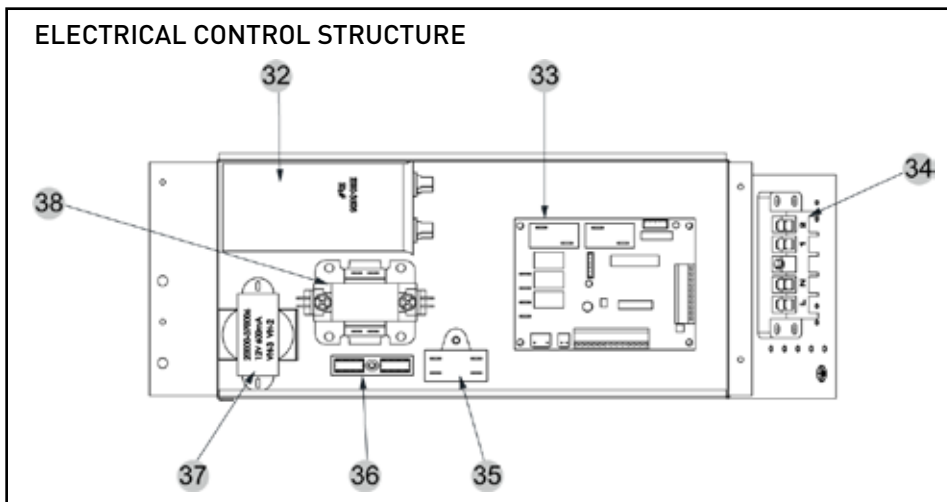
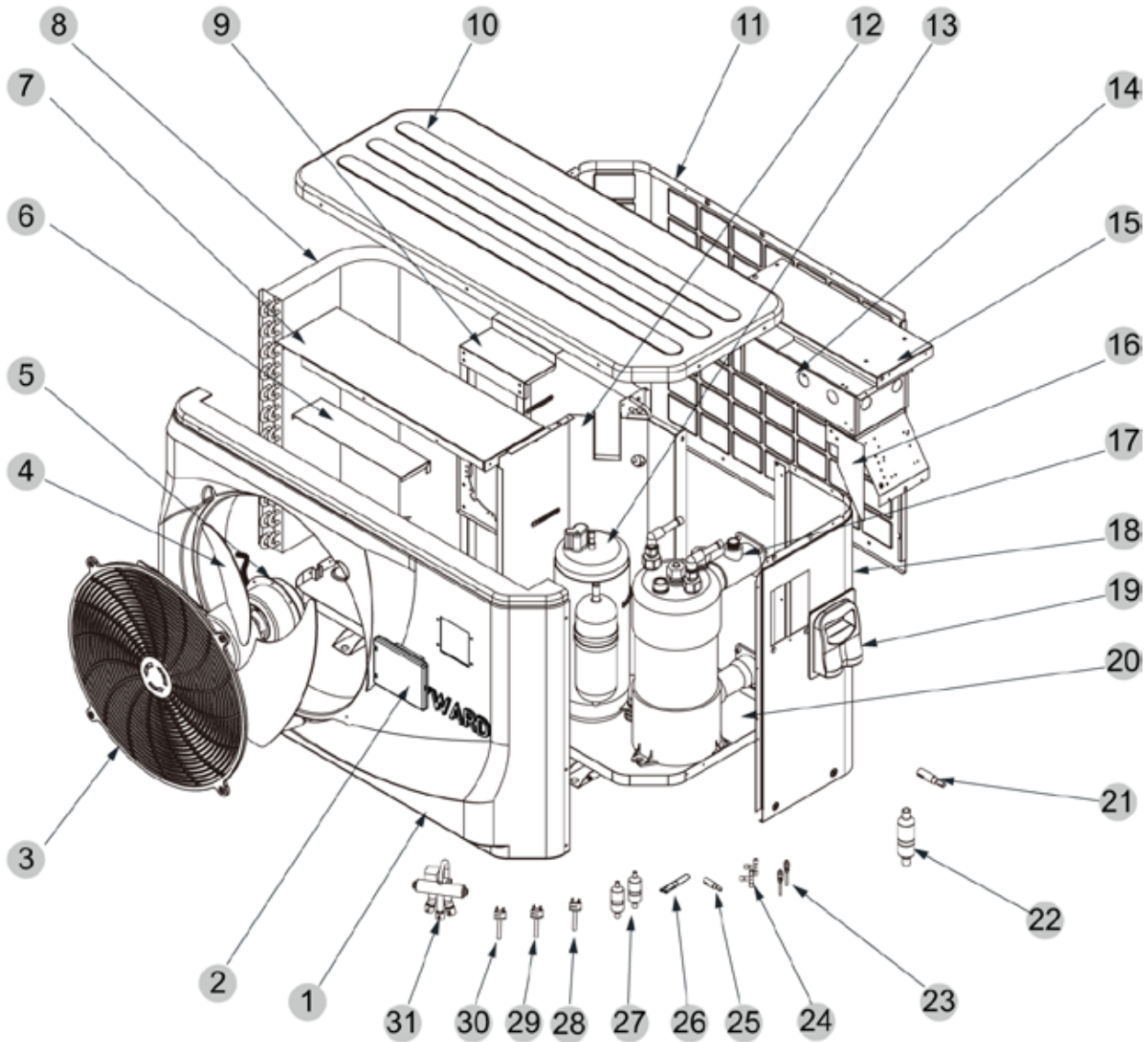
### Parts Listing: HP70A1

Ref. No.	Part No.	Description
1	HPX20000-220169	Fan Protection Grille
2	HPX20000-270004	Fan Blade
3	HPX20000-330134	Fan Motor
4	HPX32017-220001	Front Panel
5	HPX32009-210219	Support Panel
6	HPX32009-210634	Fan Motor Bracket
7	HPX32009-210635	Electrical Box Cover
8	HPX20000-370003	Transformer 230V-12V
9	HPX32017-210010	Back Panel
10	HPX20000-140237	Electronic Expansion Valve
11	HPX2000-3509	Fan Motor Capacitor (5uF)
12	HPX2000-3909	Terminal Block 2 Connections
13	HPX2000-3524	Compressor Capacitor
14	HPX20000-360222	Compressor Contactor
15	HPX32017-220004	Top Cover
16	HPX20000-360005	Flow Switch
17	HPX2001-3605	High Pressure Switch
18	HPX2000-390237	Terminal Block 3 Connections
19	HPX2000-3603	Low Pressure Switch
20	HPX20000-3510	Compressor Capacitor
21	HPX35012-120001	Fin Coil
22	HPX32009-210633	Electrical Box
23	HPX32009-220029	Protection Cover
24	HPX32009-210630	Right Panel
25	HPX32010-120012	PVC-Titanium Condenser
26	HPX2000-3242	Water Outlet Sensor
27	HPX2000-3242	Water Inlet Sensor
28	HPX32009-210632	Bottom Panel
29	HPX32009-210631	Center Wall
30	HPX20000-110142	Compressor
31	HPX3400-2203	Drain Connector
32	HPX2001-1491	4-Way Valve
33	HPX95005-310145	PC1001
34	HPX3500-1401	Gas-Liquid Separator
35	HPX95005-310261	LED Controller
36	HPX20000-390237	Terminal Block 3 Connections
37	HPX20000-230595	Brand
38	HPX32017-220003	Stripe 2 of Front Panel
39	HPX32017-220002	Stripe 1 of Front Panel

# HP50CL

## HEAT PUMP REPLACEMENT PARTS

Parts Listing: HP50CL



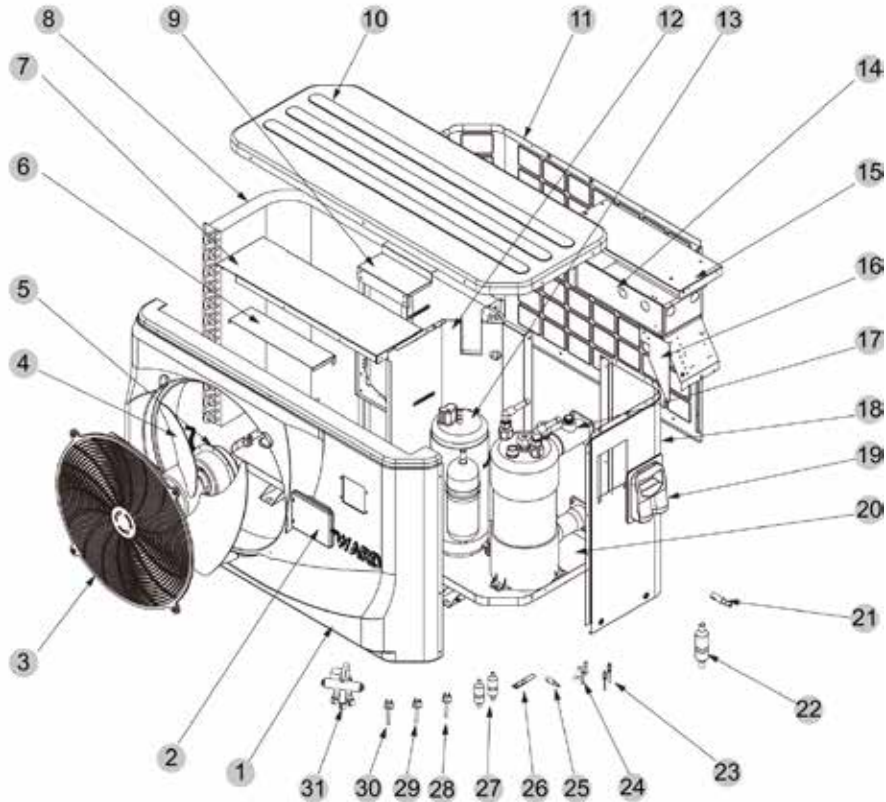
### Parts Listing: HP50CL

Ref. No.	Part No.	Description
1	HPX80900197	Front frame
2	HPX95005-310456	LED301
3	HPX20000-220188	Plastic fan net
4	HPX3500-2701	Fan blade
5	HPX20000-330124	Motor
6	HPX32008-210069	Before the fixed plate
7	HPX32012-210737	Support plate
8	HPX32012-120165	Finned heat exchanger
9	HPX32012-210742	Motor bracket
10	HPX32012-220009	Top
11	HPX80700707	On the left side of the plate
12	HPX80700713	Partition
13	HPX20000-110041	Compressor
14	HPX32012-210739	Electrical box
15	HPX32012-210740	Cover plate
16	HPX32012-210220	Fire damper
17	HPX32012-120036	Titanium tube heat exchanger
18	HPX80700706	Right side of the plate
19	HPX32009-220029	Junction box body
20	HPX80700708	Chassis
21	HPX2002-1443	Get straight through
22	HPX2001-1499	Check valve
23	HPX20000-140150	Needle valve
24	HPX2000-1460	Tee
25	HPX20000-140058	Get straight through
26	HPX20000-140067	Double capillary joint
27	HPX2004-1444	Filter
28	HPX2000-3603	Pressure switch
29	HPX2001-3605	Pressure switch
30	HPX20000-360059	Pressure switch
31	HPX2001-1418	Four-way valve
32	HPX2000-3505	Compressor capacitor
33	HPX95005-310145	PC1001
34	HPX20000-390231	Five position connector
35	HPX2000-3501	Fan capacitor
36	HPX2000-3909	Two position connector
37	HPX20000-370006	Power transformer
38	HPX20000-360103	Single-phase ac contactor

# HP65CL

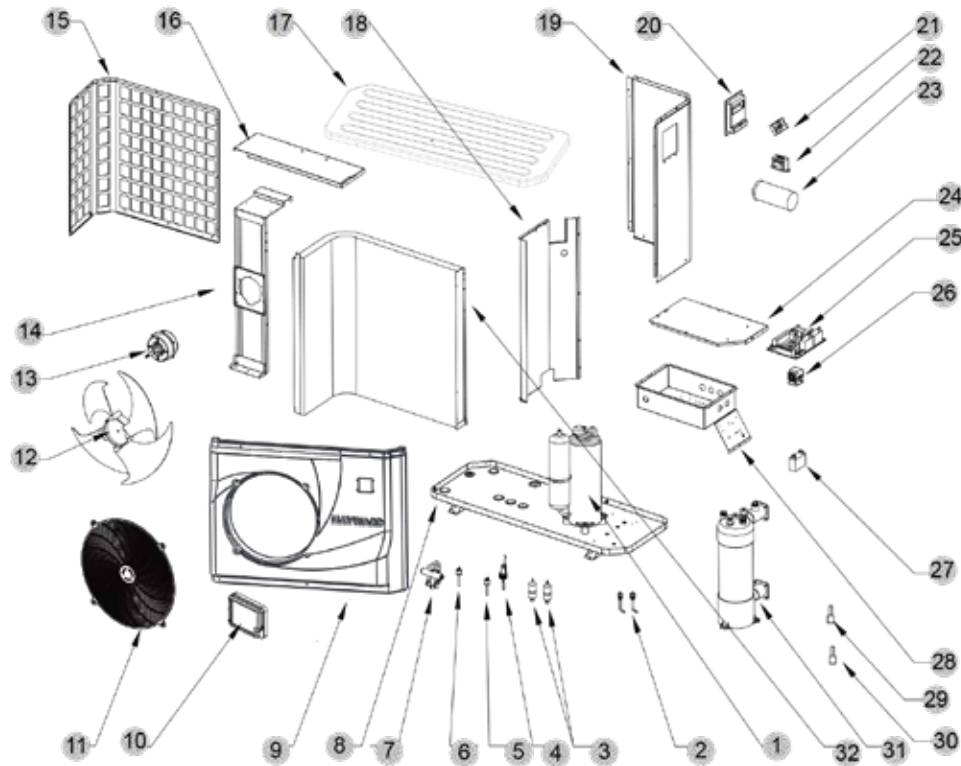
## HEAT PUMP REPLACEMENT PARTS

### Parts Listing: HP65CL



Ref. No.	Part No.	Description
1	HPX20000-110192	Compressor
2	HPX20000-140153	Needle valve
3	HPX2004-1444	Filter
4	HPX20000-360005	Water flow switch
5	HPX2000-3603	Pressure switch
6	HPX20000-360059	Pressure switch
7	HPX2004-1437	4-way valve
8	HPX80901028	Front panel
9	HPX72200268	LED207 Wire controller
10	HPX20000-220169	Plastic fan net
11	HPX20000-270004	Axial flow fan
12	HPX20000-330143	Axial flow fan
13	HPX32009-210204	Fan Motor bracket
14	HPX80708920	Back net
15	HPX32009-210331	Top cover
16	HPX32009-210220	Middle partition
17	HPX80711034	Right panel
18	HPX20000-220284	The junction box body
19	HPX2000-3909	3-position terminal block
20	HPX20000-370006	Transformer
21	HPX2000-3524	Compressor capacitor
22	HPX72200053	PC1001 Controller
23	HPX20000-360125	AC contactor
24	HPX2000-3509	Fan capacitor
25	HPX2000-3242	Sensor
26	HPX2000-3223	Sensor
27	HPX32009-120025	Titanium Tube Heat Exchanger
28	HPX32009-120021	Fin Heat Exchanger

### Parts Listing: HP80CL

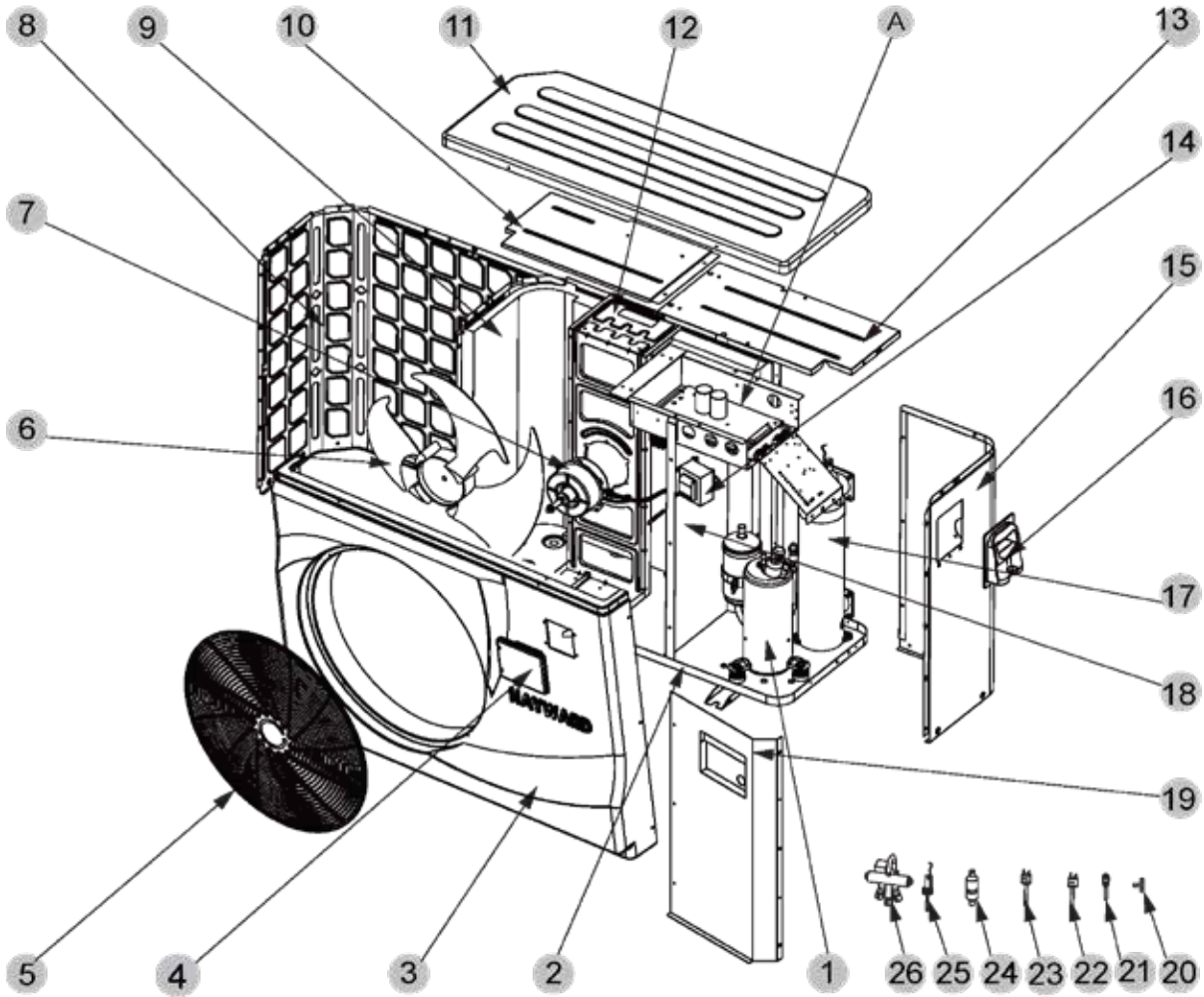


Ref. No.	Part No.	Description
1	HPX20000-110038	Compressor
2	HPX20000-140153	Needle valve
3	HPX2004-1445	Filter
4	HPX20000-360005	Water flow switch
5	HPX2000-3603	Pressure switch
6	HPX20000-360059	Pressure switch
7	HPX2001-1491	4-way valve
8	HPX80901028	Front panel
9	HPX72200268	LED207 Wire controller
10	HPX20000-220169	Plastic fan net
11	HPX20000-270004	Axial flow fan
12	HPX20000-330143	Axial flow fan
13	HPX32009-210204	Fan Motor bracket
14	HPX80708920	Back net
15	HPX32009-210331	Top cover
16	HPX32009-210220	Middle partition
17	HPX80711034	Right panel
18	HPX20000-220284	The junction box body
19	HPX2000-3909	3-position terminal block
20	HPX20000-370006	Transformer
21	HPX2000-3524	Compressor capacitor
22	HPX72200053	PC1001 Controller
23	HPX20000-360125	AC contactor
24	HPX2000-3509	Fan capacitor
25	HPX2000-3242	Sensor
26	HPX2000-3223	Sensor
27	HPX32010-120012	Titanium Tube Heat Exchanger
28	HPX32009-120021	Fin Heat Exchanger

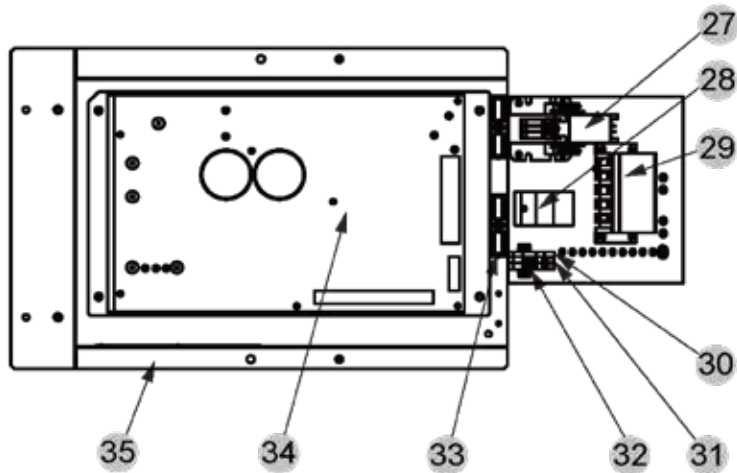
# HP55CLEE1

HEAT PUMP REPLACEMENT PARTS

Parts Listing: HP55CLEE1



A



# HP55CLEE1

HEAT PUMP REPLACEMENT PARTS

Parts Listing: HP55CLEE1

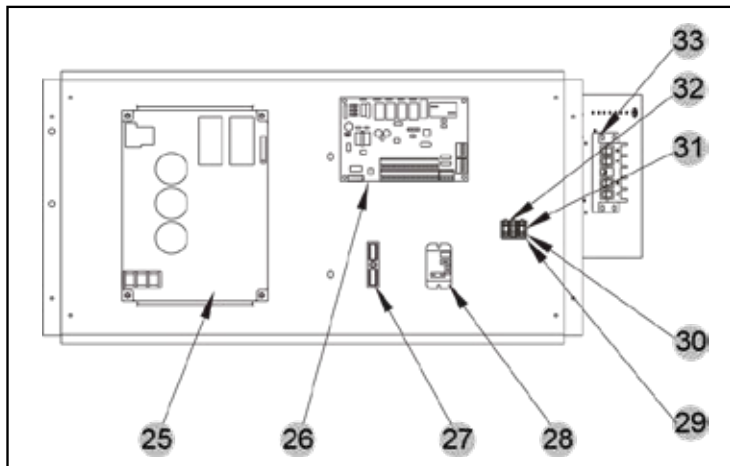
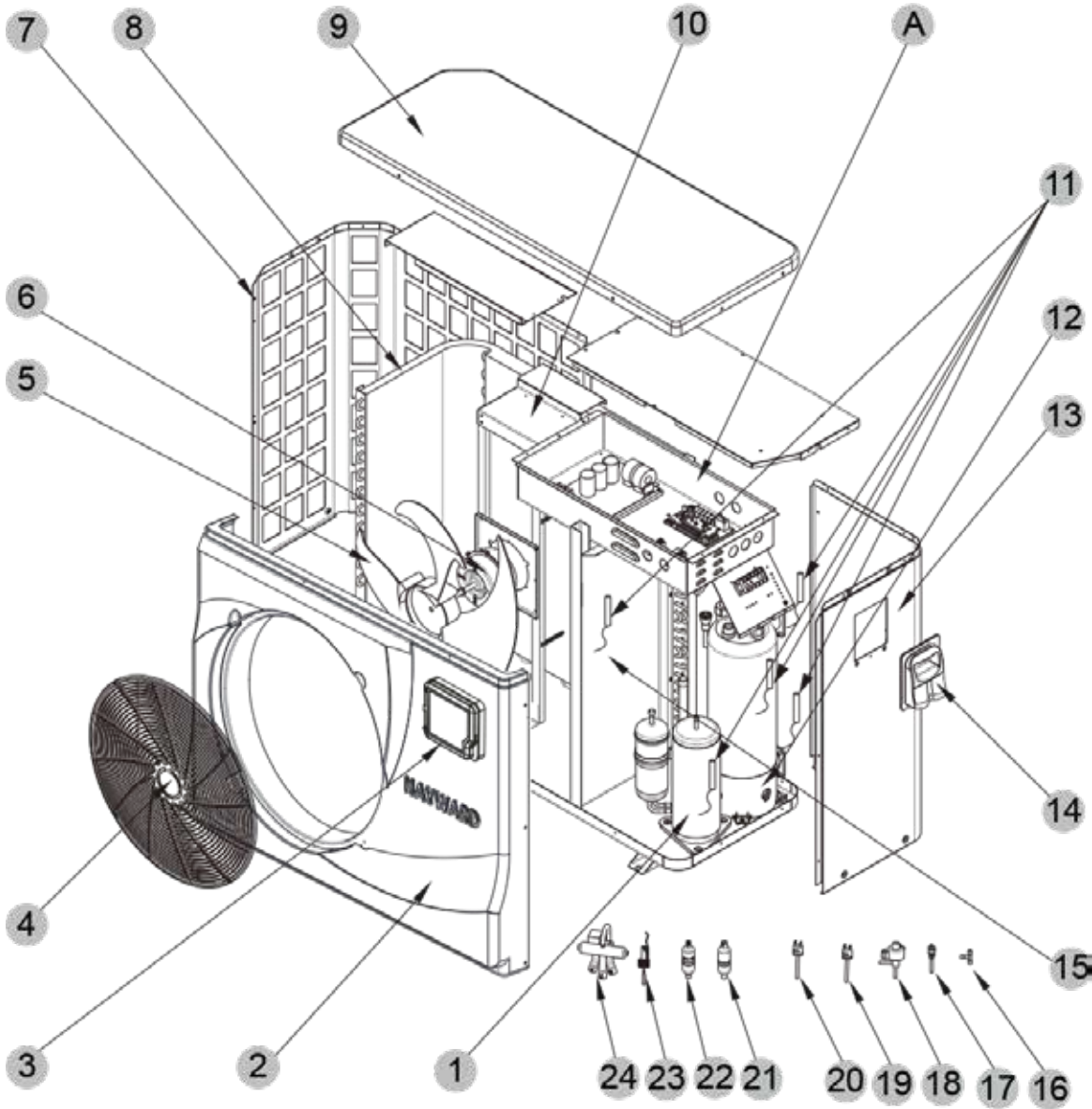
Ref. No.	Part No.	Description	Qty.
1	HPX80100139	Compressor	1
2	HPX80700454	Chassis Assembly	1
3	HPX809000000085	Front Panel	1
4	HPX72200516	LED206	1
5	HPX20000-220369	Fan Net	1
6	HPX20000-270004	Axial Fan Blade	1
7	HPX20000-330132	Fan Motor	1
8	HPX807000000727	Left Side Panel	1
9	HPX80600044	Finned Heat Exchanger	1
10	HPX80715865	Support Plate	1
11	HPX301090-20080006	Top Cover	1
12	HPX80718435	Motor Bracket Assembly	1
13	HPX80723121	Electrical Box Cover	1
14	HPX82500021	Reactor	1
15	HPX80721065	Right Side Panel	1
16	HPX32009-220029	Junction Box Body	1
17	HPX72300016	Titanium Tube Heat Exchanger	1
18	HPX80715858	Middle Baffle	1
19	HPX807000001307	Connect the Board Assembly	1
20	HPX2000-1460	Three Links	1
21	HPX20000-140150	Needle Valve	1
22	HPX20000-360157	Low Pressure Switch	1
23	HPX2001-3605	High Pressure Switch	1
24	HPX2000-1499	Filter	2
25	HPX83000068	Flow Switch	1
26	HPX2004-1437	Four-Way Valve	1
27	HPX20000-360006	AC Contactor	1
28	HPX20000-360297	Relay	1
29	HPX20000-390231	5-Position Terminal Block	1
30	HPX20000-390047	Terminal Block	1
31	HPX20000-390046	Terminals	1
32	HPX20000-390049	Terminals	1
33	HPX2000-3909	2-Position Terminal Block	2
34	HPX722000000011	Driver Board	1
35	HPX80715860	Electrical Box Assembly	1

Heating

# HP50CLEE

## HEAT PUMP REPLACEMENT PARTS

### Parts Diagram - HP50CLEE





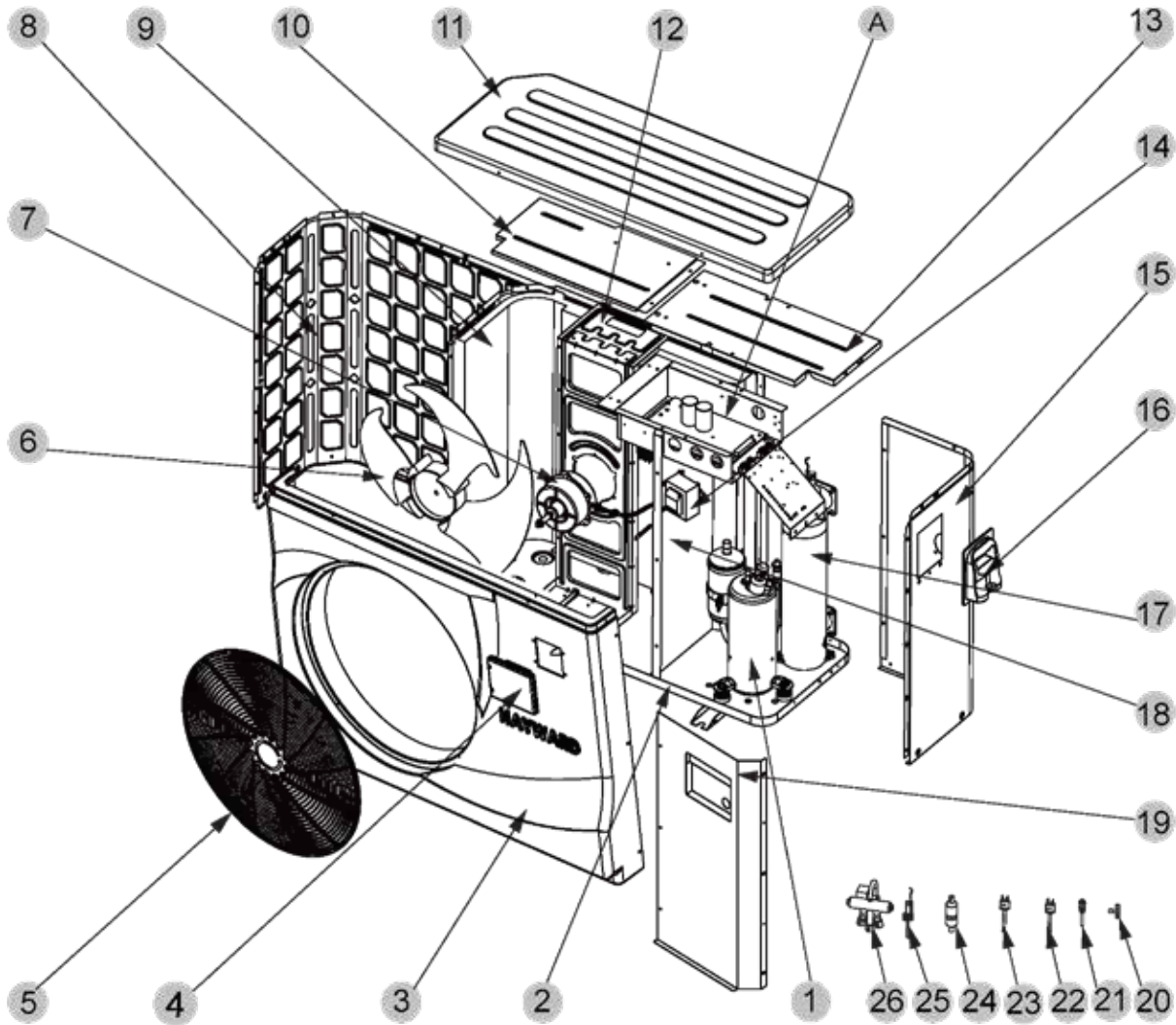
## Parts Listing

Ref. No.	Part No.	Description
1	HPX20000-110436	Compressor
2	HPX80708329	Chassis assembly
3	HPX80901069	Front frame
4	HPX72200348	LED302
5	HPX20000-220169	Fan net
6	HPX20000-270004	Axial fan blade
7	HPX20000-330132	DC
8	HPX80708331	Left side panel
9	HPX32012-120166	Finned heat exchanger
10	HPX32012-210493	Support plate
11	HPX32012-210489	Top cover
12	HPX32012-210570	Motor bracket assembly
13	HPX32008-210167	Condenser splint
14	HPX32012-210494	Electrical box cover
15	HPX2000-3242	Sensor
16	HPX301060-20120002	Titanium tube heat exchanger
17	HPX80708330	Right side panel
18	HPX32009-220029	Junction box body
19	HPX32012-210796	Middle baffle
20	HPX2000-1460	Three links
21	HPX20000-140150	Needle valve
22	HPX20000-140449	Electronic expansion valve
23	HPX20000-360157	Low pressure switch
24	HPX2001-3605	High pressure switch
25	HPX2004-1444	Filter
26	HPX20000-140618	Filter
27	HPX20000-360005	Flow switch
28	HPX20000-140484	Four-way valve
29	HPX80701652	Electrical box assembly
30	HPX20000-310170	Variable frequency drive
31	HPX220130-00000016	PC1004
32	HPX2000-3909	2-position terminal block
33	HPX20000-360297	Relay
34	HPX20000-390047	Terminal block
35	HPX20000-390046	Terminals
36	HPX20000-390048	Terminals
37	HPX20000-390049	Terminals
38	HPX20000-390231	5-position terminal block

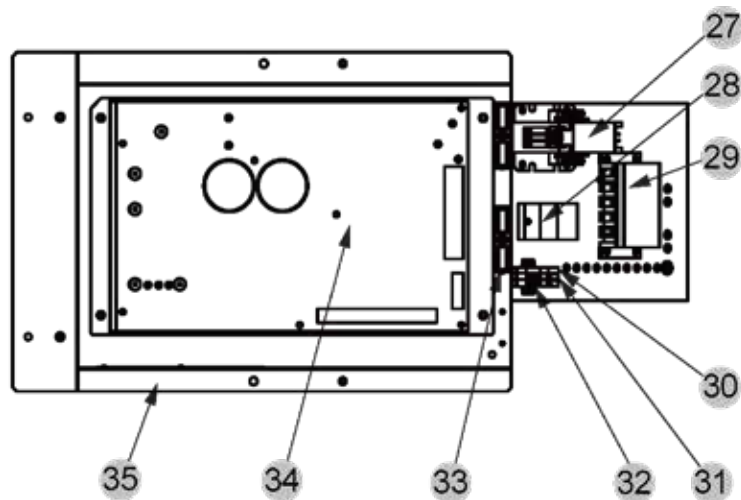
# HP6oCLEE1

## HEAT PUMP REPLACEMENT PARTS

### Parts Diagram - HP60CLEE1



A



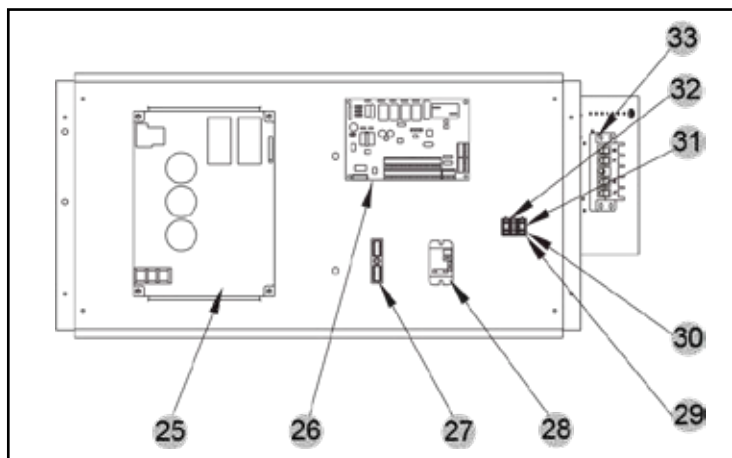
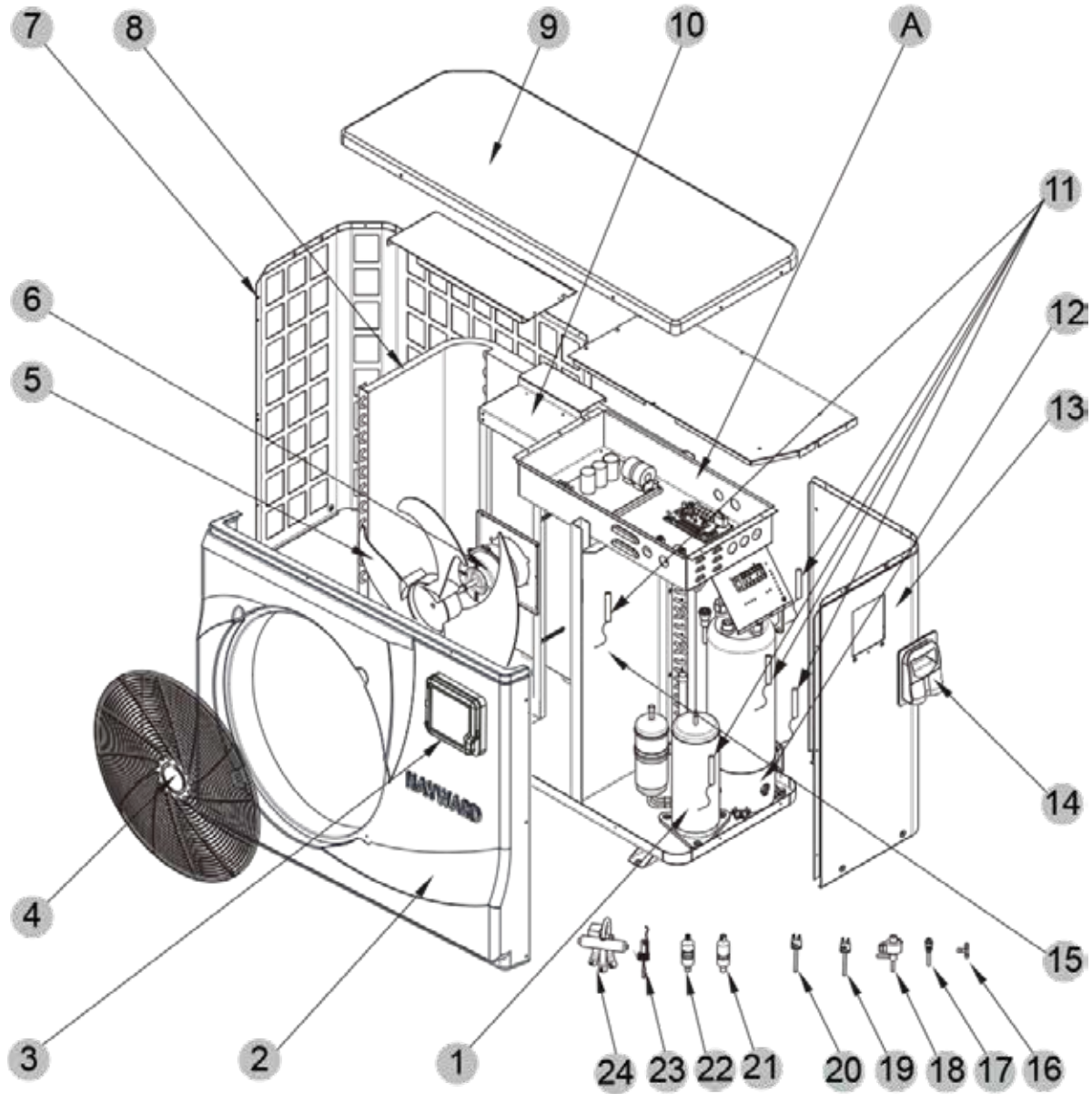
## Parts Listing

Ref. No.	Part No.	Description	Qty.
1	HPX80100139	Compressor	1
2	HPX80700454	Chassis Assembly	1
3	HPX809000000085	Front Panel	1
4	HPX72200516	LED206	1
5	HPX20000-220369	Fan Net	1
6	HPX20000-270004	Axial Fan Blade	1
7	HPX20000-330132	Fan Motor	1
8	HPX807000000727	Left Side Panel	1
9	HPX80600044	Finned Heat Exchanger	1
10	HPX80715865	Support Plate	1
11	HPX301090-20080006	Top Cover	1
12	HPX80718435	Motor Bracket Assembly	1
13	HPX80723121	Electrical Box Cover	1
14	HPX82500021	Reactor	1
15	HPX80721065	Right Side Panel	1
16	HPX32009-220029	Junction Box Body	1
17	HPX72300016	Titanium Tube Heat Exchanger	1
18	HPX80715858	Middle Baffle	1
19	HPX807000001307	Connect the Board Assembly	1
20	HPX2000-1460	Three Links	1
21	HPX20000-140150	Needle Valve	1
22	HPX20000-360157	Low Pressure Switch	1
23	HPX2001-3605	High Pressure Switch	1
24	HPX2000-1499	Filter	2
25	HPX83000068	Flow Switch	1
26	HPX2004-1437	Four-Way Valve	1
27	HPX20000-360006	AC Contactor	1
28	HPX20000-360297	Relay	1
29	HPX20000-390231	5-Position Terminal Block	1
30	HPX20000-390047	Terminal Block	1
31	HPX20000-390046	Terminals	1
32	HPX20000-390049	Terminals	1
33	HPX2000-3909	2-Position Terminal Block	2
34	HPX722000000011	Driver Board	1
35	HPX80715860	Electrical Box Assembly	1

# HP65CLEE

## HEAT PUMP REPLACEMENT PARTS

Parts Diagram - HP65CLEE



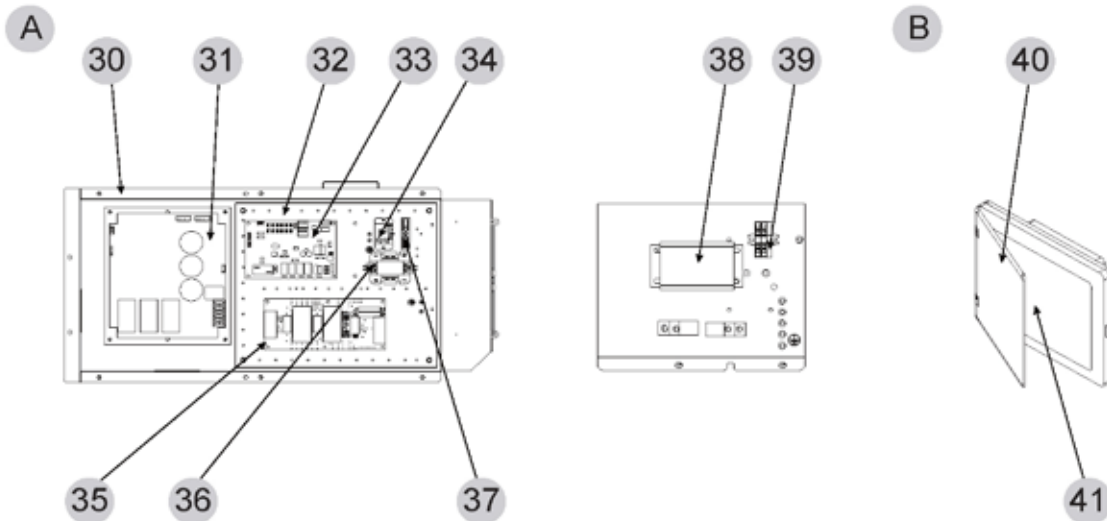
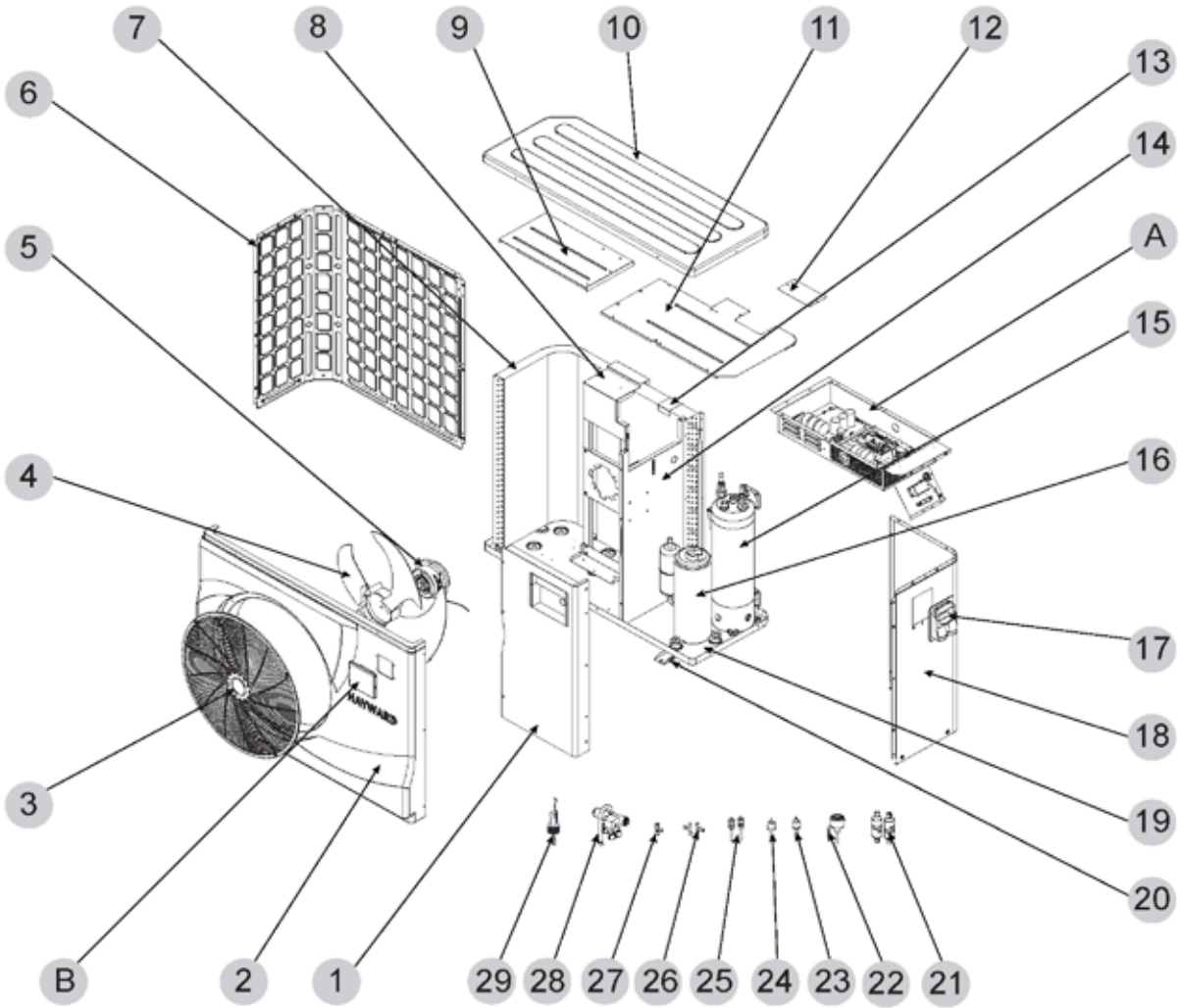
## Parts Listing

Ref. No.	Part No.	Description
1	HPX20000-110433	Compressor
2	HPX80708329	Chassis assembly
3	HPX80901069	Front frame
4	HPX72200348	LED302
5	HPX20000-220169	Fan blade
6	HPX20000-270004	Axial fan blade
7	HPX20000-330132	DC
8	HPX80708331	Left side panel
9	HPX80600211	Finned heat exchanger
10	HPX32012-210493	Support plate
11	HPX32012-210489	Top cover
12	HPX32012-210570	Motor bracket assembly
13	HPX32012-210494	Electrical box cover
14	HPX2000-3242	Sensor
15	HPX72300010	Titanium tube heat exchanger
16	HPX80708330	Right side panel
17	HPX32009-220029	Junction box body
18	HPX32012-210796	Middle baffle
19	HPX2000-1460	Three links
20	HPX20000-140150	Needle valve
21	HPX20000-140572	Electronic expansion valve
22	HPX20000-360157	Low pressure switch
23	HPX2001-3605	High pressure switch
24	HPX2004-1444	Filter
25	HPX20000-140618	Filter
26	HPX20000-360005	Flow switch
27	HPX20000-140484	Four-way valve
28	HPX80701652	Electrical box assembly
29	HPX20000-310170	Variable frequency drive
30	HPX220130-00000016	PC1004
31	HPX2000-3909	2-position terminal block
32	HPX20000-360297	Relay
33	HPX20000-390047	Terminal block
34	HPX20000-390046	Terminals
35	HPX20000-390048	Terminals
36	HPX20000-390049	Terminals
37	HPX20000-390231	5-position terminal block

# HP8oCLEE1

## HEAT PUMP REPLACEMENT PARTS

### Parts Diagram - HP80CLEE1



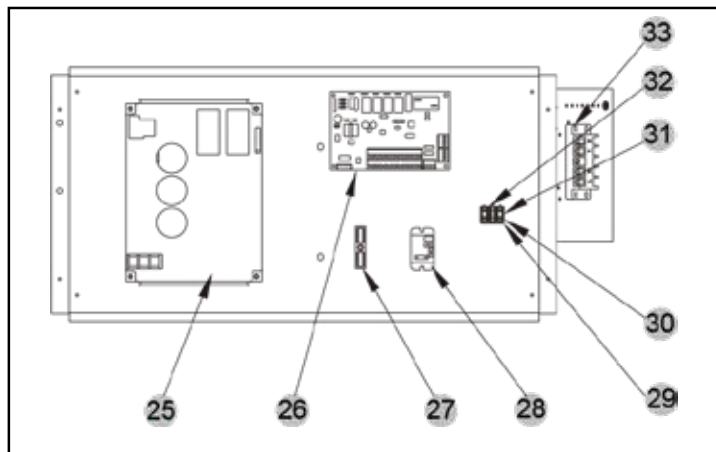
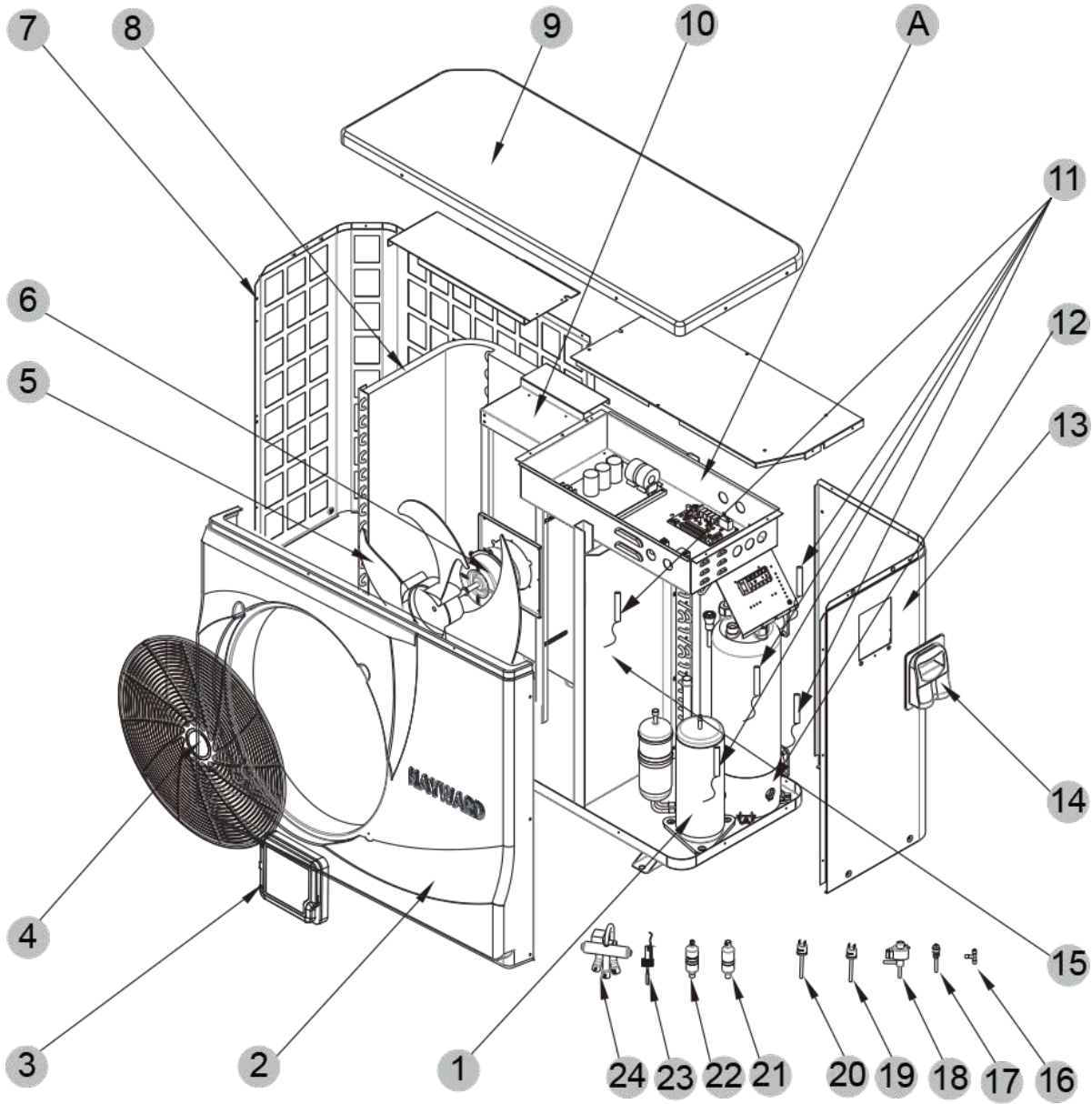
## Parts Listing

Ref. No.	Part No.	Description	Qty.
1	807000001308	Support Plate	1
2	809000000463	Front Panel	1
3	20000-220338	Plastic Fan Net	1
4	301030-00000003	Axial Flow Fan Blade	1
5	20000-330309	DC Motor	1
6	807000000706	Back Net	1
7	80601367	Finned Tube Heat Exchanger	1
8	80712877	Motor Bracket	1
9	80713855	Left Upper Panel	1
10	80900076	Top Cover	1
11	80723024	Electrical Box Cover	1
12	807000000377	Connecting Plate	1
13	35012-210121	Fixed Block	1
14	807000000376	Middle Plate	1
15	72300134	Titanium Heat Exchanger	1
16	80100069	Compressor	1
17	32009-220029	Wiring Box	1
18	807000004262	Right Plate	1
19	807000004264	Chassis	1
20	20000-390176	Ground Ring Terminal	1
21	2004-1444	Filter	2
22	20000-140575	Electronic Expansion Valve	1
23	20000-360157	Low Pressure Switch	1
24	2001-3605	High Pressure Switch	1
25	20000-140150	Needle Valve	1
26	2000-1460	Tee-Joints	2
27	304030-00000002	Tee-Joints	1
28	2004-1437	Four-Way Valve	1
29	83000012	Water Flow Switch	1
30	80718249	Electrical Box	1
31	82300341	Phase Inverter Driver	1
32	80713856	Electric Box Scaleboard	1
33	72200463	MXL303 User Interface	1
34	20000-360297	Relay	1
35	82300342	Filter Plate	1
36	20000-360006	AC Contactor	1
37	2000-3909	2-Position Wire Holder	1
38	20000-390231	5-Position Wire Holder	1
39	-	2-Position Wire Holder	1
40	301090-00000013	Waterproof Box	1
41	72200516	LED206 User Interface	1

# HP75CLEE

## HEAT PUMP REPLACEMENT PARTS

### Parts Diagram - HP75CLEE



Heating



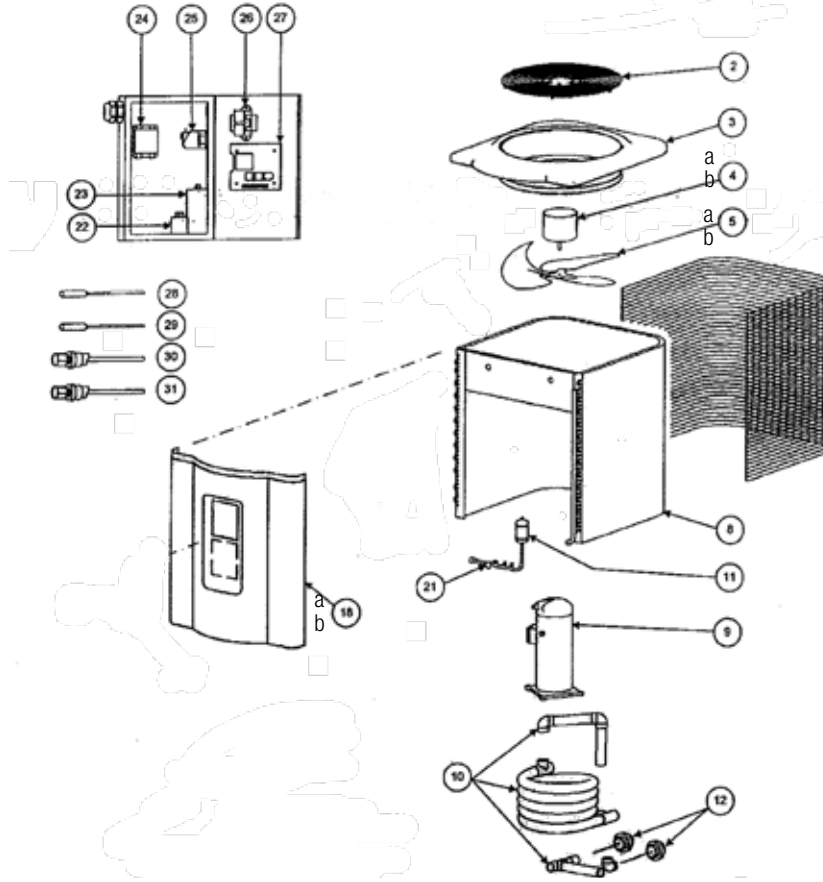
## Parts Listing

Ref. No.	Part No.	Description
1	HPX20000-110433	Compressor
2	HPX80708329	Chassis assembly
3	HPX80901069	Front frame
4	HPX72200348	LED302
5	HPX20000-220169	Fan net
6	HPX20000-270004	Axial fan blade
7	HPX20000-330132	DC
8	HPX80708331	Left side panel
9	HPX80600211	Finned heat exchanger
10	HPX32012-210493	Support plate
11	HPX32012-210489	Top cover
12	HPX32012-210570	Motor bracket assembly
13	HPX32012-210494	Electrical box cover
14	HPX2000-3242	Sensor
15	HPX72300010	Titanium tube heat exchanger
16	HPX80708330	Right side panel
17	HPX32009-220029	Junction box body
18	HPX32012-210796	Middle baffle
19	HPX2000-1460	Three links
20	HPX20000-140150	Needle valve
21	HPX20000-140572	Electronic expansion valve
22	HPX20000-360157	Low pressure switch
23	HPX2001-3605	High pressure switch
24	HPX2004-1444	Filter
25	HPX20000-140618	Filter
26	HPX20000-360005	Flow switch
27	HPX20000-140484	Four-way valve
28	HPX80701652	Electrical box assembly
29	HPX20000-310170	Variable frequency drive
30	HPX220130-00000016	PC1004
31	HPX2000-3909	2-position terminal block
32	HPX20000-360297	Relay
33	HPX20000-390047	Terminal block
34	HPX20000-390046	Terminals
35	HPX20000-390048	Terminals
36	HPX20000-390049	Terminals
37	HPX20000-390231	5-position terminal block

# Summit & HeatMaster

## HEAT PUMP REPLACEMENT PARTS

### Parts Listing: Summit, HeatMaster



### Parts Listing: SUM25TAC, SUM3TAC, SUM4TAC, SUM5TAC, SUM8TAC

Ref. No.	Part No.	Description
2	SMX305000004	Motor Support Grid
3a	SMX309077011	Top Panel - Tan
3b	SMX309077021	Top Panel - Black
4a	SMX303088001	Fan Motor (25TAC, 3TAC, 4TAC)
4b	SMX300055036	Fan Motor (5TAC, 7TAC)
5a	SMX303140002	Fan Blade (25TAC, 3TAC, 4TAC)
5b	SMX303140003	Fan Blade (5TAC, 7TAC)
8	SMX305099004	Coil
9	SMX301140003	Compressor
11	SMX300055034	Filter - Dryer
12 (NLA)	SMX300055073	2" Union (for production of Summit heat pumps prior to 2009)
18a	SMX309077013	Front Panel (25TAC)
18b	SMX309099013	Front Panel (3TAC, 4TAC, 5TAC)
18c	SMX309099015	Front Panel (7TAC)
21a	SMX305077002	Expansion Valve (25TAC)
21b	SMX305040001	Expansion Valve (3TAC)
21c	SMX305050001	Expansion Valve (4TAC)
21d	SMX305055001	Expansion Valve (5TAC)
21e	SMX305099006	Expansion Valve (7TAC)
22	SMX306088001	Fan Run Capacitor 5 UF / 370 VAC
23	HPX11024270	Compressor Run Capacitor 45 UF / 370 VAC
26	SMX306000004	Transformer
27	SMX306000016	Electronic Board
28	SMX306000023	Air Temperature Probe
29	SMX306000024	Water Temperature Probe
30	SMX306000001	Low Pressure Switch
31	SMX306000002	High Pressure Switch
	SMX307000010	Check Valve

# Summit & HeatMaster

HEAT PUMP REPLACEMENT PARTS

Parts Listing: SUM25TAC, SUM3TAC, SUM45TAC, SUM5TAC, SUM8TAC, HML50TA, HML65TA, HML80TA, HML110TA, HML125TA

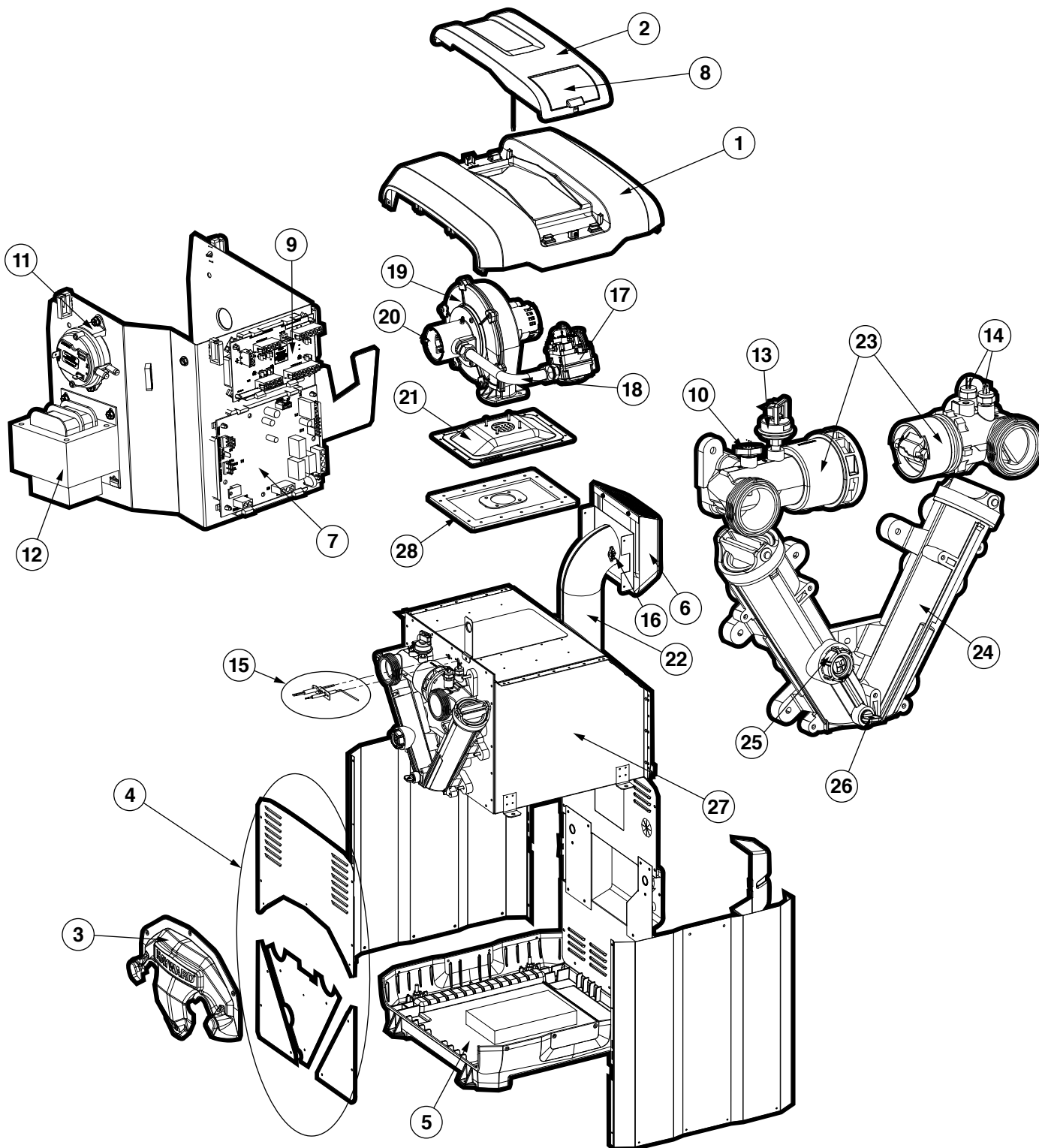
Ref. No.	Part No.	Description
4a	SMX303088001	Fan Motor (25TAC, 3TAC, 45TAC, HML50TA, HML65TA, HML80TA)
4b	SMX300055036	Fan Motor (5TAC, 8TAC, HML110TA, HML125TA)
9	SMX11024624	Compressor (25TAC, HML50TA)
9	SMX11024622	Compressor (3TAC, HML65TA)
9	SMX11024621	Compressor (45TAC) HML80TA
9	SMX301150010	Compressor (5TAC) HML110TA
9	SMX11024201	Compressor (8TAC) HML125TA
10	SMX24024500	Condenser (25TAC, HML50TA)
10	SMX24024804	Condenser (3TAC, 45TAC, HML65TA, HML80TA)
10	SMX24024804	Condenser (45TAC) HML80TA
10	SMX24024509	Condenser (5TAC) HML110TA
10	SMX24024864	Condenser (8TAC)
10	SMX24024509	Condenser (HML80TA)
10	SMX24022371	Condenser (HML125TA)
11	HPX1462	Filter Dryer
12	SPX3200UNKIT	Coupling
21	SMX15024592	TXV Assembly (25TAC, HML50TA)
21	SMX15024593	TXV Assembly (3TAC, HML65TA)
21	SMX15024594	TXV Assembly (45TAC, HML80TA)
21	SMX15024595	TXV Assembly (5TAC, HML110TA)
21	SMX15024907	TXV Assembly (8TAC) HML125TA
22	SMX306088001	Fan Run Capacitor (25TAC, 3TAC, 45TAC, HML50TA, HML65TA, HML80TA) 5uF / 370 VAC
22	HPX11024151	Fan Run Capacitor (5TAC, 8TAC, HML110TA, HML125TA) 7.5uF / 370 VAC
23	SMX306150002	Compressor Capacitor (25TAC, HML50TA) 50 uF / 440 VAC
23	HPX11024154	Compressor Capacitor (3TAC, HML65TA) 60 uF / 440 VAC
23	HPX11024272	Compressor Capacitor (45TAC, HML80TA) 70uF / 370 VAC
23	HPX11024743	Compressor Capacitor (5TAC, 8TAC, HML110TA, HML125TA) 80 uF / 370 VAC
24	HPX1985	Contactora
25	HPX2181	Water Pressure Switch
26	HPX11023693	Transformer
27	SMX306000016	Control Board Assembly
28	SMX306000023	Defrost (Coil) Sensor
29	SMX306000024	Water Sensor
30	HPX11024259	LP Switch
31	HPX11024258	HP Switch
—	SMX306066002	Compressor Elect. Plug(NS)
—	SMX15026191	Hot Gas Bypass Valve
—	SMX26024729	Acoustic Cap, 50K BTU's
—	SMX26024728	Acoustic Cap, HML125BTA
—	SMX26024537	Acoustic Cap, 65K, 80K, 110K BTU's

Heating

# Universal HC Series Small Footprint Heater

REPLACEMENT PARTS

Parts Listing: HDF400 & HDF275



Heating

# Universal HC Series Small Footprint Heater

REPLACEMENT PARTS

Heating

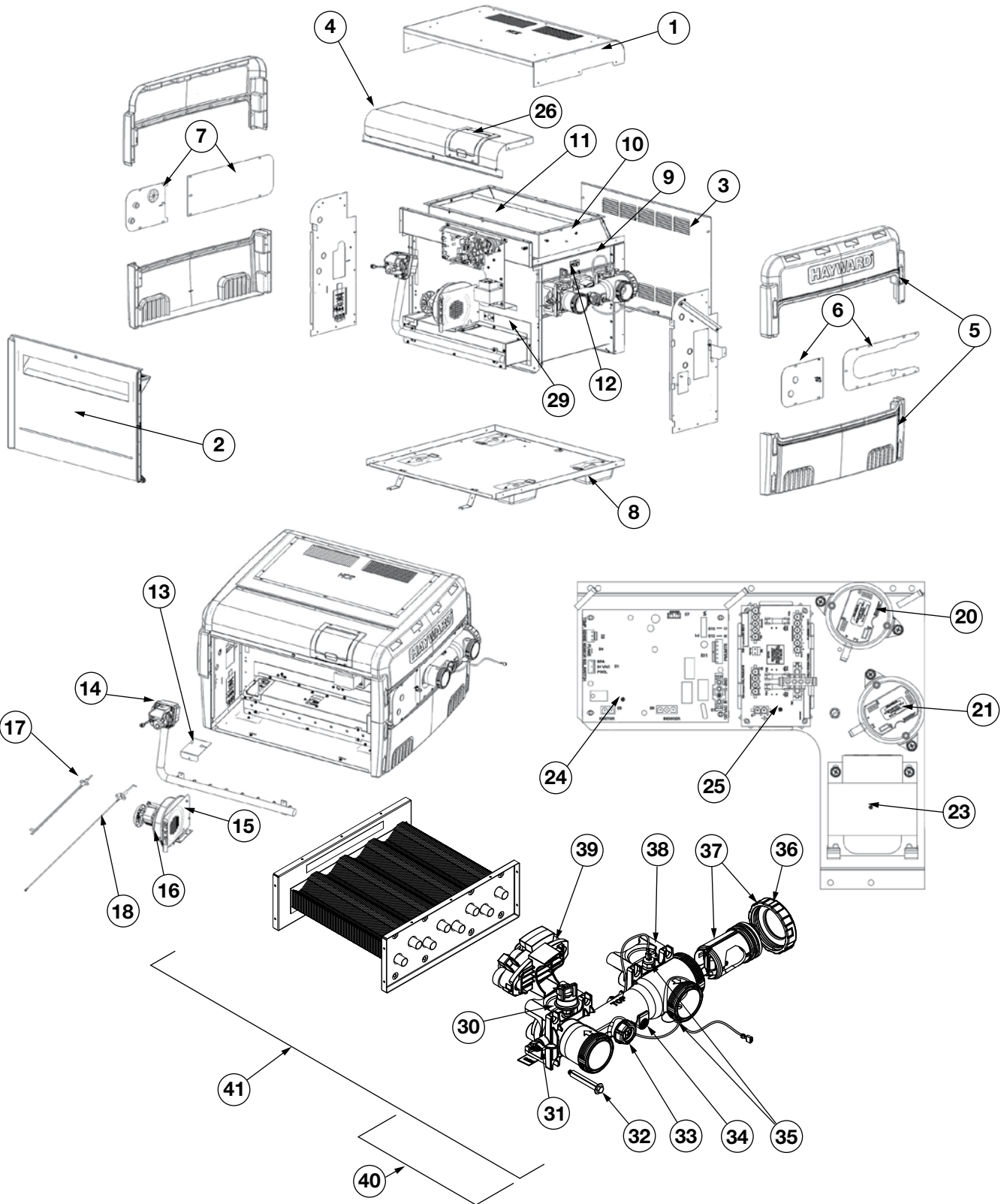
## Parts Listing

Ref. No.	Part No.	Description	Ctn. Qty.
1	HDXFTOP001	Cabinet Top	1
2	HDXFCAP001	Control Access Panel Assembly	1
3	HDXFHCC001	Header Controls Cover	1
4	HDXFWTP001	Water Side Trim Panels	1
5	HDXFBOT001	Cabinet Base	1
6	HDXFEXB001	Exhaust Box Assembly	1
7	HDXFICBRD001	Ignition Control Board	30
8	HDXFUIBRD001	Display Board and Ribbon Cable	30
9	FDXLFWP1930	Field Wiring Panel (Fuse Board)	30
10	FDXALTER1931	Thermistor	25
11	HDXFDPS400	Differential Pressure Switch	16
12	IDXL2TRF1930	Transformer	10
13	FDXLWPS1931	Water Pressure Switch	25
14	HDXFHLI400	HDF High Limit Kit (HDF400)	1
	HDXFHLI275	HDF High Limit Kit (HDF275)	1
15	HDXFIGFS002	Ignitor and Flame Sensor	1
16	FDXLEGL1930	Exhaust Gas Temperature Limit	25
17	HDXFGSV001	Gas Valve	30
18	HDXFMAN001	Gas Manifold	1
19	HDXFBWR400	Combustion Blower (HDF400)	1
	HDXFBWR275	Combustion Blower (HDF275)	1
20	HDXFMXN400	Natural Gas Fuel/Air Mixer (HDF400)	25
	HDXFMXN275	Natural Gas Fuel/Air Mixer (HDF275)	1
	HDXFMXP400	Propane Fuel/Air Mixer (HDF400)	25
	HDXFMXP275	Propane Fuel/Air Mixer (HDF275)	25
21	HDXFBRN001	Burner	1
22	HDXFEXP001	Exhaust Pipe Assembly	1
23	HDXFIOH001	HDF Inlet/Outlet Header Kit	1
24	HDXFVHD001	V-Header Assembly	1
25	CHXPLG1930	Pressure Relief Threaded Plug	25
26	SPX4000FG	Drain Plug With O-Ring	50
27	HDXFHXA400	HDF Combustion Chamber Replacement Kit (HDF400)	1
	HDXFHXA275	HDF Combustion Chamber Replacement Kit	1
28	HDXFBSGK400	Gasket Kit, Blower/Burner	25
<b>Kits Not Shown in Diagram</b>			
—	HDXFWHA001	Wiring Harness Kit, Complete	20
—	HDXFHDW001	HDF Header Hardware Kit	16
—	SPX3200UNKIT	Union Flange Kit	10
—	HDXFORK001	HDF Header O-Ring Kit	25
—	FDXLVSJ1930	Voltage Selector Jumper	—
—	FDXLFSK1930	Fuse Service Kit	25
—	FDXLFKF30	Fuse Kit, 3.0A, for Field Wiring Panel (Qty 10)	25
—	FDXLFSKC30	Fuse Kit, 3.0A, for Field Wiring Panel (Qty 10)	25
—	HDXFEAK001	Electrical Accessory Kit	16
—	HDXFTUB001	Silicone Tubing Kit	1
—	HDXFHFA004	Exhaust Vent Adapter	1
—	HDXFINVNT400	Direct Vent Accessory Kit	1
—	HDXFINVNT275	Direct Vent Accessory Kit	1
—	HDXFHIALT400	High Altitude Installation Kit	25

# Universal H-Series Low NOx

## REPLACEMENT PARTS

Parts Diagram: H150FD, H200FD, H250FD, H300FD, H350FD, H400FD, H500FD



Heating

# Universal H-Series Low NOx

## REPLACEMENT PARTS

### Parts Listing: H150FD, H200FD, H250FD, H300FD, H350FD, H400FD, H500FD

Ref. No.	150	200	250	300	350	400	500	Description
1	FDXLJKT1150	FDXLJKT1200	FDXLJKT1250	FDXLJKT1300	FDXLJKT1350	FDXLJKT1400	FDXLJKT1500	Jacket Top
2	FDXLFAD1150	FDXLFAD1200	FDXLFAD1250	FDXLFAD1300	FDXLFAD1350	FDXLFAD1400	FDXLFAD1500	Front Access Door Assembly
3	FDXLRAD1150	FDXLRAD1200	FDXLRAD1250	FDXLRAD1300	FDXLRAD1350	FDXLRAD1400	FDXLRAD1500	Rear Access Door Assembly
4	FDXLTFP1150	FDXLTFP1200	FDXLTFP1250	FDXLTFP1300	FDXLTFP1350	FDXLTFP1400	FDXLTFP1500	Top Front Panel
5	FDXLBEC1930							End Cap Panels
6	FDXLRTP1930							Right Side Trim Panels
7	FDXLLTP1930							Left Side Trim Panels
8	FDXLPBL1930							Base Leg
9	FDXLFCS1930							Flue Collector Side Panel with Temperature Limit
10	FDXLRGK1150	FDXLRGK1200	FDXLRGK1250	FDXLRGK1300	FDXLRGK1350	FDXLRGK1400	FDXLRGK1500	Rain Guard Assembly
11	FDXLHBP1150	FDXLHBP1200	FDXLHBP1250	FDXLHBP1300	FDXLHBP1350	FDXLHBP1400	FDXLHBP1500	Heat Barrier Panel
12	FDXLEGL1930							Exhaust Gas Temperature Limit (Single-Use)
13	FDXLIAC1930							Igniter Access Cover
14	FDXLGCK1150PN	FDXLGCK1200PN	FDXLGCK1250PN	FDXLGCK1300PN	FDXLGCK1350PN	FDXLGCK1400PN	FDXLGCK1500PN	Gas Manifold Kit, Natural (Also Used as a Field Conversion from Propane to Natural Gas)
	FDXLGCK1150NP	FDXLGCK1200NP	FDXLGCK1250NP	FDXLGCK1300NP	FDXLGCK1350NP	FDXLGCK1400NP	FDXLGCK1500NP	Gas Manifold Kit, Propane (Also Used as a Field Conversion from Natural Gas to Propane)
15	FDXLBBN150	FDXLBBN200	FDXLBBN250	FDXLBBN300	FDXLBBN350	FDXLBBN400	FDXLBBN500	Blower Inlet Baffle (0-2000 ft. Elevation)
16	FDXLBWR1930	FDXLBWR1500						Combustion Blower
17	FDXLIGN1930							Ignitor
18	IDXLFLS1930							Flame Sensor
20	FDXLVPS1930							Vent Pressure Switch
21	FDXLBVS1930							Blower Vacuum Switch
23	IDXL2TRF1930							Transformer
24	FDXLICB1930							Ignition Control Board
25	FDXLFWP1930							Field Wiring Panel
	FDXLBKP1932							Bezel and Keypad Assembly
26	FDXLBKP1150	FDXLBKP1200	FDXLBKP1250	FDXLBKP1300	FDXLBKP1350	FDXLBKP1400	FDXLBKP1500	Bezel and Keypad Upgrade Kit (Includes Top-Front Panel)
29	FDXLGSK1934							Gasket, CC Front/Air Box
30	FDXLWPS1931							Water Pressure Switch
31	FDXLTER1931							Thermistor
32	FDXLHDW1930							Header Hardware Kit
33	CHXPLG1930							3/4" Brass Plug
34	SPX400FG							Drain Plug with Gasket
35	FDXLHLI1930	FDXLHLI1500						High Limit Kit
36	FDXLCRN1930							Header Cartridge Retaining Nut
37	FDXLBPK1930							Bypass Cartridge Kit
38	FDXLHMB1930							Header Mounting Base Kit
39	FDXLPRM1930							Return Manifold Replacement Kit
40	FDXLFHA1930							Inlet/Outlet Header Assembly
41	FDXLHXA1150	FDXLHXA1200	FDXLHXA1250	FDXLHXA1300	FDXLHXA1350	FDXLHXA1400	FDXLHXA1500	Heat Exchanger Assembly
NOT SHOWN								
—	FDXLGSV0001	FDXLGSV1500N						Gas Valve, Natural
—	FDXLGSV0002	FDXLGSV1500P						Gas Valve, Propane
—	FDXLBON1930	FDXLBON1500						Burner Orifice Kit, Natural
—	FDXLBOP1390	FDXLBOP1500						Burner Orifice Kit, Propane
—	FDXLCNK0001							Gas Conversion Kit, Nat To LP
—	FDXLCNK0002							Gas Conversion Kit, LP To Nat
—	SPX3200UNKIT							Union Flange Kit (Includes Fittings, Union Nuts, and Gaskets)
—	FDXLTDK1930							Tie-Down Kit
—	FDXLBRN1930							Burner (Qty. 8)
—	FDXLBRN1931							Burner (Qty. 1)
—	FDXLGSK1934							Insulation, Return Side Tube Sheet
—	FDXLFOR1930							Header O-Ring Kit
—	FDXLWHA1931							Wiring Harness Kit, Complete
—	FDXLFSK1930							Fuse Service Kit
—	FDXLFSKF30							Fuse Kit, 3.0 A, for Field Wiring Panel (Qty 10)
—	FDXLFSKC30							Fuse Kit, 3.0 A, for Ignition Control Board (Qty 10)
—	FDXLHAK1931							High Altitude Conversion Kit, 2,000-10,000 ft. Elevation
—	UHXNEGVT11506 6" DIA	UHXNEGVT12006 6" DIA	UHXNEGVT12506 6" DIA	UHXNEGVT13008 8" DIA	UHXNEGVT13508 8" DIA	UHXNEGVT14008 8" DIA	UHXNEGVT15008 8" DIA	Indoor Vent Adapter Kit, Neg-Press Cat I (Vert)
—	N/A	UHXPOSHZ12504	N/A					Indoor Vent 4" Dia Adapter Kit, Pos-Press Cat III (Horz/Vert)
—	UHXHFA004							Heatfab SS 4" Dia Adapter
—	UHXDVA004							Duravent SS 4" Adapter
—	UHXPOSHZ11506*	UHXPOSHZ12006*	UHXPOSHZ12506*	N/A	UHXPOSHZ14006	UHXPOSHZ15006		Indoor Vent 6" Dia Adapter Kit, Pos-Press Cat III (Horz/Vert)
—	N/A	UHXHFA006						Heatfab SS 6" Dia Adapter
—	UHXDVA006							Duravent SS 6" Da Adapter
—	N/A	UHXPOSHZ13008	UHXPOSHZ13508	UHXPOSHZ14008	N/A			Indoor Vent 8" Dia Adapter Kit, Pos-Press Cat III (Horz/Vert)

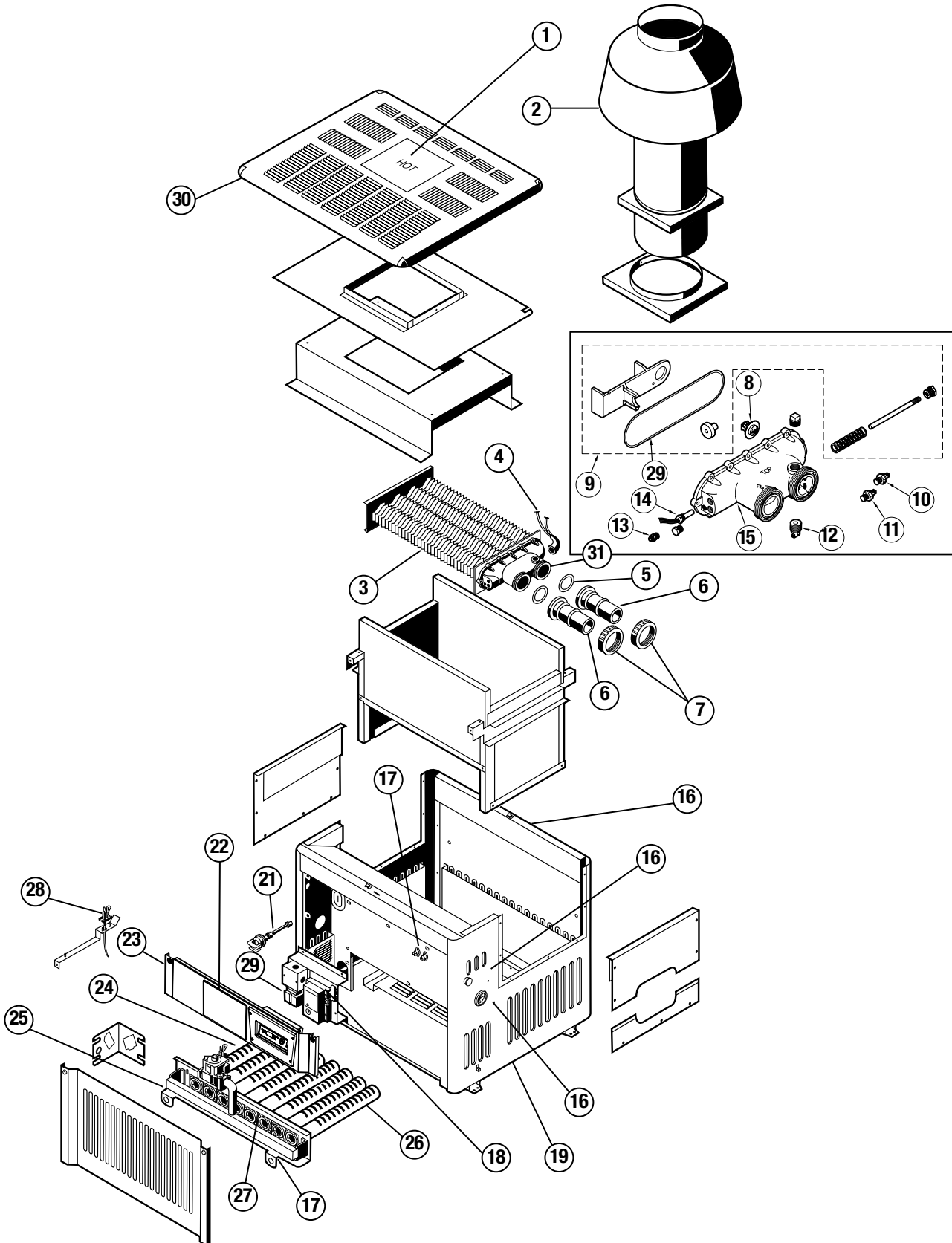
\*No additional parts need to be ordered to install the kit. Adapter kit requires additional vent adapter selection of appropriate UHXHFA or UHXDVA to go along with the pipe system chose for the installation.

# H-Series – Electronic (ED2 Style)

HEATER REPLACEMENT PARTS

## Parts Diagram

Heating





# H-Series – Electronic (ED2 Style)

HEATER REPLACEMENT PARTS

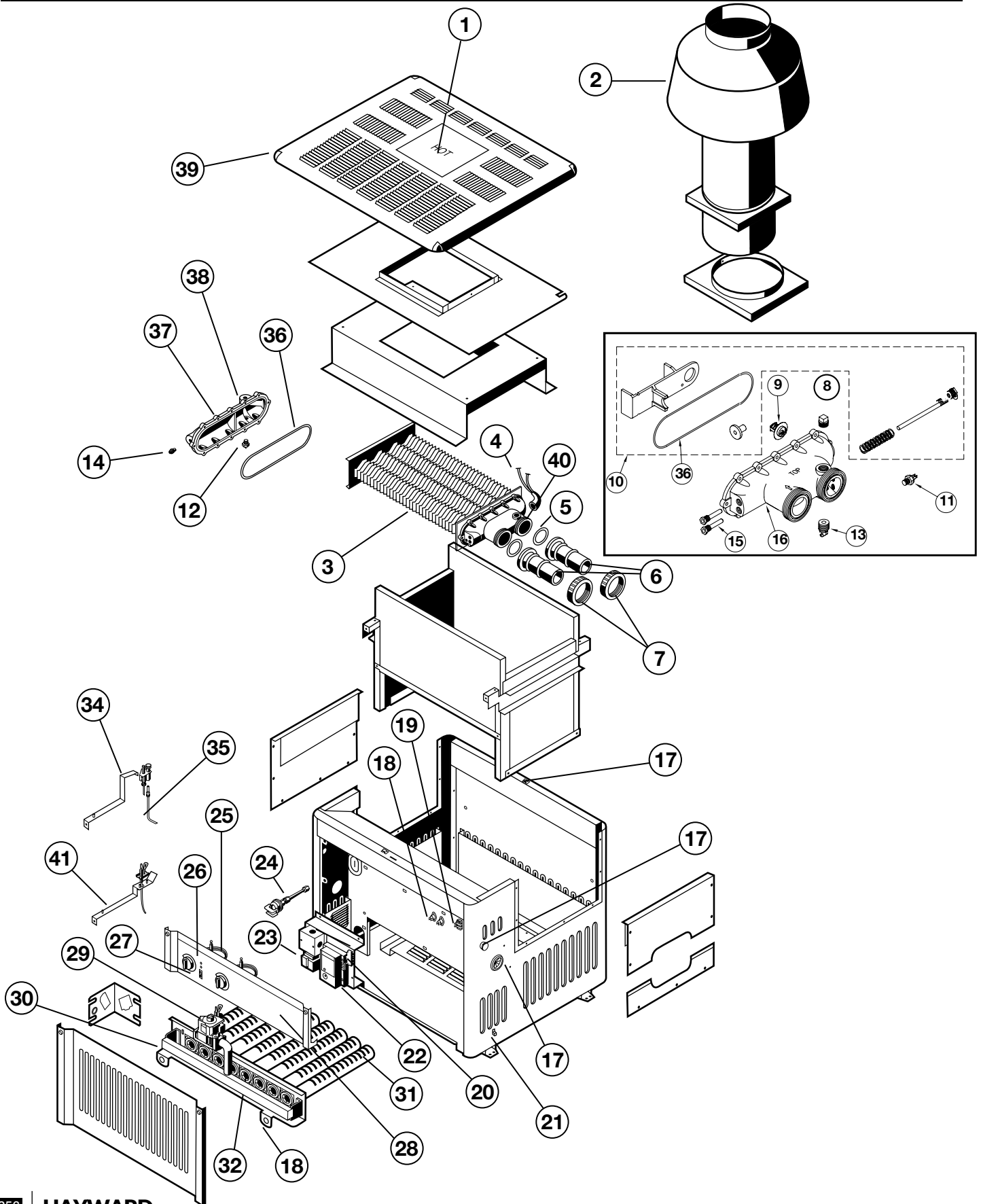
## Parts Listing

Ref. Part No.	Part Number	Description	Ref. Part No.	Part Number	Description	Ref. Part No.	Part Number	Description
1	HAXDHO1930	DHO Insert	10	HAXHLI1930	Hi-Limit 135°F	23	HAXCPA3403	Control Panel Assembly – 400 DS
2	DHI150	Indoor Drafthood – 150	11	HMXHLI2932	Hi-Limit 160°F	24	HAXGSV0004	Gas Valve, DS Propane
2	DHI200	Indoor Drafthood – 200	12	HAXDRV1930	Drain Valve Assembly	24	HAXGSV0005	Gas Valve, DS Natural Gas
2	DHI250	Indoor Drafthood – 250	13	HAXPSA1930	Pressure Switch Adapter	25	HAXMAN1200	Gas Manifold – 200
2	HWS150	High Wind Stack – 150	14	IDXLTER1930	Thermistor	25	HAXMAN1250	Gas Manifold – 250
2	HWS200	High Wind Stack – 200	15	HAXFHD1931	Front Header Only	25	HAXMAN1400	Gas Manifold – 400
3	HAXHXA1153	Heat Exchanger Assembly – 150	16	HAXPHK1930	Plastic Hardware Kit	26	HAXBRN1930	Burner Tube
3	HAXHXA1203	Heat Exchanger Assembly – 200	17	HAXTLK1930	Temperature Limiters Kit	27	HAXBON1930	Burner Orifice, Natural Gas
3	HAXHXA1253	Heat Exchanger Assembly – 250	18	IDXLTMB1931	6-Pole Terminal Block	27	HAXBON1931	Burner Orifice, Natural Gas HA
3	HAXHXA1303	Heat Exchanger Assembly – 300	19	CHXGRL1930	TA-2 Ground Lug	27	HAXBOP1931	Burner Orifice, Propane HA
3	HAXHXA1353	Heat Exchanger Assembly – 350	20	CHXTRF1930	Transformer	27	HAXBOP1932	Burner Orifice, Propane
3	HAXHXA1403	Heat Exchanger Assembly – 400	21	HAXPSA1930	Pressure Switch Assembly	28	HAXIGN1931	Ignitor Assembly
4	HAXWHA0007	Rear Wire Harness, DS	22	HAXCPA1932	Control Bezel Assembly	29	HAXHOR1930	Header O-Ring
5	HAXFOR1930	O-Rings	23	HAXCPA3153	Control Panel Assembly – 150 DS	30	HAXCIA1930	Corner Piece Kit (4)
6	HAXNIP1930	Flange Pipe Nipples	23	HAXCPA3203	Control Panel Assembly – 200 DS	31	IDXLFHA1930	Front Header Assembly
7	HAXNUT1930	Union Nuts	23	HAXCPA3253	Control Panel Assembly – 250 DS	—	HAXWHA0008	Main Wire Harness (not shown)
8	HAXFCT1930	Flow Control Thermostat	23	HAXCPA3303	Control Panel Assembly – 300 DS	—	HAXWFN1930	Header Mounting Nut Kit (Pack of 12)
9	HAXBPK1932	By-Pass Valve Kit	23	HAXCPA3353	Control Panel Assembly – 350 DS			

# H-Series – Millivolt/Electronic (ED1 Style)

HEATER REPLACEMENT PARTS

## Parts Diagram



Heating

# H-Series – Millivolt/Electronic (ED1 Style)

HEATER REPLACEMENT PARTS

## Parts Listing

Ref. Part No.	Part Number	Description	Ref. Part No.	Part Number	Description	Ref. Part No.	Part Number	Description
1	HAXDHO1930	DHO Insert	16	HAXFHD1930	Front Header Only	32	HAXBON210	Burner Orifice, Natural, H210 Only
3	HAXHXA1153	Heat Exchanger Assembly – 150		HAXFHD1931*	Front Header Only	32	HAXBOP1930	Burner Orifice, Propane
3	HAXHXA1203	Heat Exchanger Assembly – 200	17	HAXPHK1930	Plastic Hardware Kit	32	HAXBOP1931	Burner Orifice, Propane HA
3	HAXHXA1210	Heat Exchanger Assembly – 210	18	HAXTLK1930	Temperature Limiters Kit	32	HAXBOP210	Burner Orifice, Propane, H210 Only
3	HAXHXA1253	Heat Exchanger Assembly – 250	19	HAXTBK1931	2-Pole Terminal Block	33	HAXIGN1931	Ignitor Assembly
3	HAXHXA1303	Heat Exchanger Assembly – 300	20	HAXTBK1933	4-Pole Terminal Block	34	HAXPLT1931	Pilot – Natural Gas
3	HAXHXA1353	Heat Exchanger Assembly – 350	21	CHXGRL1930	TA-2 Ground Lug	34	HAXPLT1932	Pilot – Propane
3	HAXHXA1403	Heat Exchanger Assembly – 400	22	HAXMOD1930	Control Module	35	HAXTRK1930	Pilot Tube Replacement Kit
	HAXWHA0006*	Rear Wire Harness, MV	23	CHXTRF1930	Transformer	36	HAXHOR1930	Header O-Ring
4	HAXWHA0003	Rear Wire Harness, DS	24	HAXPSA1930	Pressure Switch Assembly	37	HAXRHD1930**	Rear Header Only
	HAXWHA0007*	Rear Wire Harness, DS	25	HAXTST1930	Thermostat	38	HAXPLG1930	1/4" NPT Brass Plug
5	HAXFOR1930	O-Rings	26	HAXLDK1930	LED Kit	39	HAXCIA1930	Corner Piece Kit (4)
6	HAXNIP1930	Flange Pipe Nipples	27	CHXTSW1930	System Switch Single	40	HAXFHA1930**	Front Header Assembly
7	HAXNUT1930	Union Nuts	27	CHXTSW1931	System Switch Dual		HAXFHA1931	Front Header Assembly
8	HAXFCT1930	Flow Control Thermostat	28	HAXCPA2401***	Control Panel Assembly – 400 DS	—	HAXWHA0005	Wire Harness, Main DS (not shown)
9	CHXPLG1930	3/4" NPT Brass Plug	29	HAXGSV0001	Gas Valve, MV Natural Gas	—	HAXWHA0004	Wire Harness, Control Panel (not shown)
10	HAXBPK1931**	By-Pass Valve Kit	29	HAXGSV0003	Gas Valve, MV Propane	—	FDXLGND1930	Heat Exchanger Bonding Kit
	HAXBPK1932*	By-Pass Valve Kit	29	HAXGSV0004	Gas Valve, DS Propane	—	HAXWHA0001	Wire Harness, Main MV (not shown)
11	HAXHLI1930	Hi-Limit 135° F	29	HAXGSV0005	Gas Valve, DS Natural Gas	—	HAXRHK1930	Retro Fit Kit (not shown)
12	HMXHLI2932	Hi-Limit 160° F	30	HAXMAN1250	Gas Manifold – 250	—	HAXWFN1930	Header Mounting Nut Kit (Pack of 12)
13	HAXDRV1930	Drain Valve Assembly	30	HAXMAN1400	Gas Manifold – 400	—	CHXMSI1930	Manual Piezo Spark Ignitier
14	CHXPSA1930	Pressure Switch Adapter	31	HAXBRN1930	Burner Tube	—	CHXGEN1930	Millivolt Pilot Generator
15	CHXTBW1930	Bulb Well	32	HAXBON1930	Burner Orifice, Natural Gas			
	HAXTBW1930†	Bulb Well, Cotherm	32	HAXBON1931	Burner Orifice, Natural Gas HA			

**NOTES:** \*Used on heaters made after 10/28/00

\*\*Used on heaters made before 10/28/00

\*\*\* Used on heaters made after 5/8/98

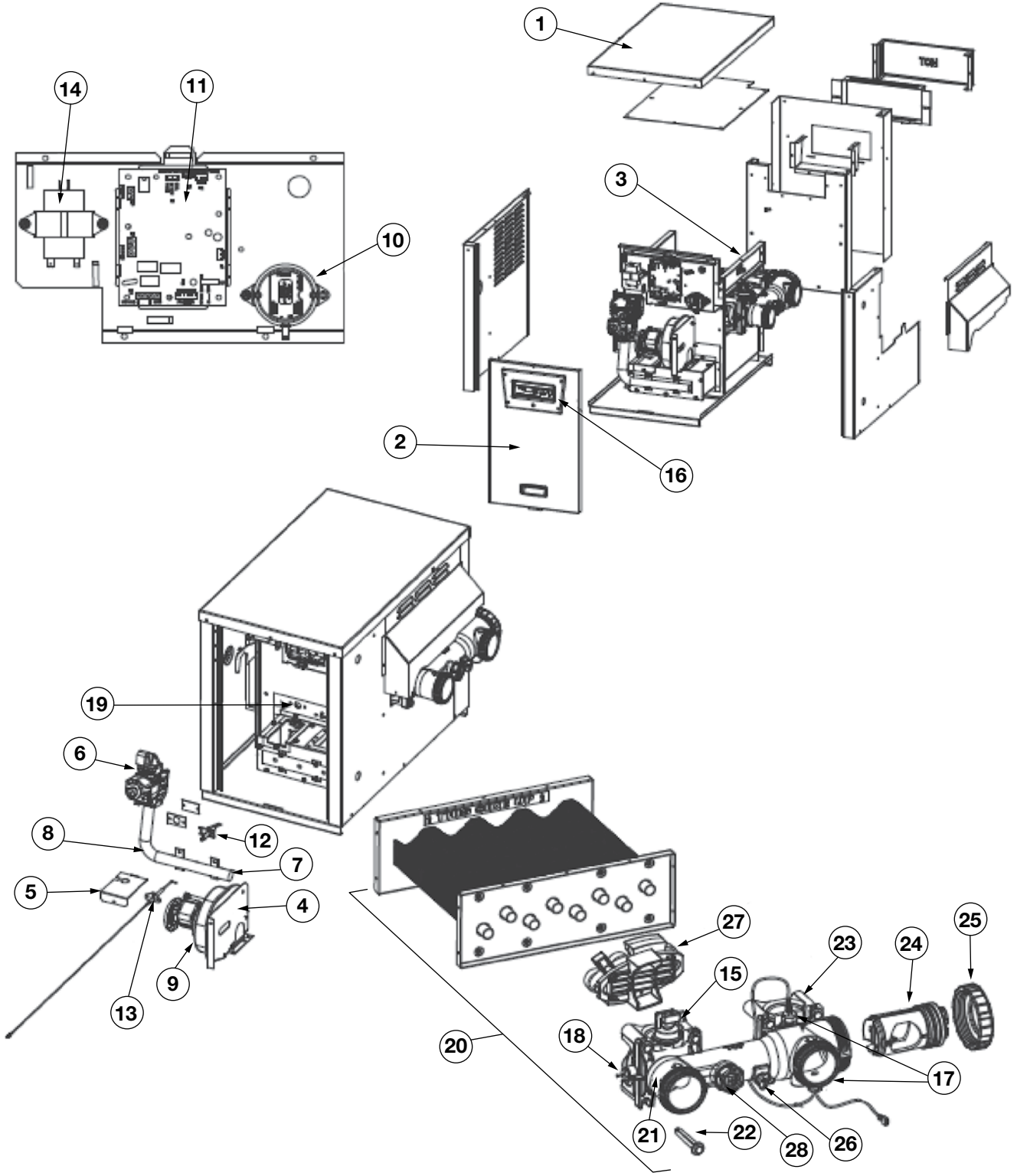
†Used on heaters made after 6/1/01

# H-Series

ABOVE-GROUND – 135K BTU HEATER REPLACEMENT PARTS

## Parts Diagram

Heating



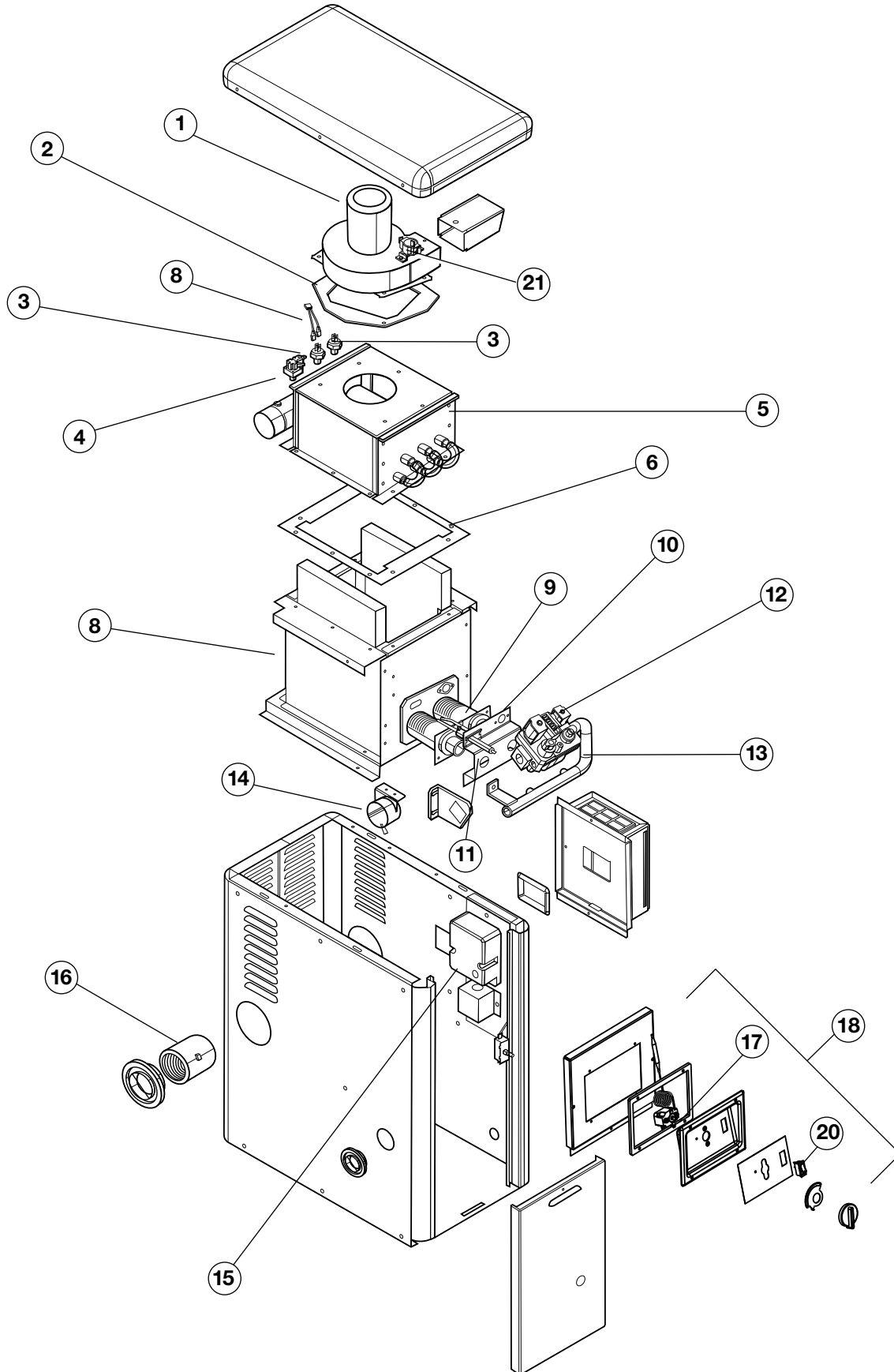
### Parts Listing

Ref. No.	Part No.		Description	Ctn. Qty.
	Natural Gas	Propane		
1	IDXLJKT1135		Jacket Top	1
2	IDXLFAD1135		Front Access Door Assembly	—
3	FDXLFC1931		Flue Collector Side Panel with Temperature Limit	20
4	IDXLBBN1135		Blower Inlet Baffle	—
5	FDXLIAC1930		Igniter Access Cover	10
6	FDXLGSV0001	FDXLGSV0002	Gas Valve	10
7	IDXLBON1135	IDXLBOP1135	Burner Orifice Kit	—
8	FDXLMAN1150		Gas Manifold	—
	FDXLGCK1135NP		Conversion Kit, NA to LP - 135K	1
	FDXLGCK1135PN		Conversion Kit, LP To NA - 135K	1
9	FDXLBWR1930		Combustion Blower	1
10	FDXLBVS1930		Blower Vacuum Switch	15
11	FDXLICB1930		Ignition Control Board	30
12	FDXLIGN1930		Ignitor	20
13	IDXLFLS1930		Flame Sensor	50
14	IDXLTRF1135		Transformer - 135K	10
15	FDXLWPS1930		Water Pressure Switch	25
16	IDXLBKP1135		Bezel and Keypad Assembly	20
17	FDXLHLI1930		High Limit Kit	25
18	FDXALTER1930		Thermistor	10
19	FDXLGSK1934		Gasket, CC Front/Air Box	25
20	FDXLHXA1150		Heat Exchanger Assembly - 135K	1
21	FDXLFHA1930		Inlet/Outlet Header Assembly	1
22	FDXLHDW1930		Header Hardware Kit	5
23	FDXLHMB1930		Header Mounting Base Kit	5
24	FDXLBPK1930		Bypass Cartridge Kit	5
25	FDXLCRN1930		Header Cartridge Retaining Nut	—
26	SPX4000FG		Drain Plug with Gasket	50
27	FDXLPRM1930		Return Manifold Kit	5
28	CHXPLG1930		3/4" Brass Plug	—
<b>NOT SHOWN</b>				
—	SPX3200UNKIT		Union Flange Kit (Includes Fittings, Union Nuts, and Gaskets)	10
—	CHXRLV1930		Pressure Relief Valve	25
—	FDXLBRN1930		Burner (Qty. 8)	1
—	FDXLBRN1931		Burner (Qty. 1)	1
—	FDXLGSK1933		Insulation, Return Side Tube Sheet	25
—	FDXLFOR1930		Header O-Ring Kit	25
—	FDXLEGL1930		Exhaust Gas Temperature Limit	25
—	IDXLWHA1135		Wiring Harness Kit, Complete	5
—	IDXLGSK1135		Gasket Kit - 135K Heaters (Includes Flue Collector Side, Blower Mounting, Igniter Cover, Cover/Air Box Front, and Manifold/Air Box Gaskets)	25

# H-Series

ABOVE GROUND - INDUCED DRAFT 100K BTU HEATER REPLACEMENT PARTS

## Parts Diagram



Heating

### Parts Listing

Ref. No.	Part No.	Description	Ref. No.	Part No.	Description
1	IDXBWR1936†	Combustion Blower	12	IDXVAL1931	Gas Valve
2	IDXBVG1930**	Blower Gasket	13	IDXMAN1100	Gas Manifold
	IDXBVG1931††	Blower Gasket	14	IDXAPS1930	Air Pressure Switch
3	IDXHVK1930	Hi Limits, Kit	15	IDXMOD1930	Control Module with Ignitor
4	CZXPRS1105	Water Pressure Switch	16	IDXCPG1931	Coupling
5	IDXHXA1101**	Heat Exchanger Assembly	17	IDXTST1930	Thermostat
	IDXHXA1102†	Heat Exchanger Assembly	18	IDXCPA1100	Control Panel Assembly
6	IDXGKT1930	Heat Exchanger Gasket	19	IDXFAD1101*	Front Access Door
7	IDXWHA1931*	Wire Harness	20	CHXTSW1930	On/Off Switch
8	IDXBRG1930	Burner Gasket	21	IDXBLS1930**	Blower Switch
9	IDXBNR1930	Burner		IDXBLS1931†	Blower Switch
10	IDXAGK1930	Burner Orifice and Air Orifice Bracket Kit – Natural			<b>CONVERSION KITS</b>
	IDXAGK1931	Burner Orifice and Air Orifice Bracket Kit – Propane	—	IDXCNK1933	Natural to Propane
			—	IDXCNK1934	Propane to Natural
11	IDXIGN1930	Ignitor			

**NOTES:** \*Used only on heaters made after January 2000, S/N 20A01209.

\*\*Used only on heaters made before April 16, 2013, S/N 21131304101440001.

†Used only on heaters made after April 16, 2013, S/N 21131304101440001.

# Heater Replacement Parts

Part Number	Part Description	Part Number	Part Description
CHXGEN1930	Pilot Generator All Millivolt	FDXLGCK1150PN	Conversion Kit, LP to NA, Quick-Change – H150FD
CHXMSI1930	Clicklite Manual Spark Ignitor H-Series, CZ, HM2, CPS	FDXLGCK1200NP	Conversion Kit, NA to LP, Quick-Change – H200FD
CHXPRS1931	Pressure Switch	FDXLGCK1200PN	Conversion Kit, LP to NA, Quick-Change – H200FD
CHXPSA1930	Pressure Switch	FDXLGCK1250NP	Conversion Kit, NA to LP, Quick-Change – H250FD
CHXRLV1930	Relief Valve	FDXLGCK1250PN	Conversion Kit, LP to NA, Quick-Change – H250FD
CHXTBW1930	Thermostat Bulb Well, All Gas	FDXLGCK1300NP	Conversion Kit, NA to LP, Quick-Change – H300FD
CHXTRF1930	D/V Transformer CZ & HM2 Series	FDXLGCK1300PN	Conversion Kit, LP to NA, Quick-Change – H300FD
CHXTSK1930	Thermostat Knob	FDXLGCK1350NP	Conversion Kit, NA to LP, Quick-Change – H350FD
CHXTST1930	Thermostat without Knob	FDXLGCK1350PN	Conversion Kit, LP to NA, Quick-Change – H350FD
CHXTSW1930	On/Off Switch	FDXLGCK1400NP	Conversion Kit, LP to NA, Quick-Change – H400FD
CHXTSW1931	3-Way Toggle Switch CZ & HM2 Series	FDXLGCK1400PN	Conversion Kit, NA to LP, Quick-Change – H400FD
CZXCON3645	Contactors CSPA XI 240 Volt Coil	FDXLGCK1500NP	Gas Conversion Kit, NA to LP, H500FD
CZXELE7623	Element 5500W 208/240V	FDXLGCK1500PN	Gas Conversion Kit, LP to NA, H500FD
CZXGKT7627	Element Gasket	FDXLGSK1930	Gasket Kit – Air Side (All Models)
CZXHLC3105	Hi Limit Spa XI CSPA XI	FDXLGSK1931	Gasket Kit – Exhaust Side (All Models)
CZXLIT3613	Power Ind. Lite Assembly 240V	FDXLGSK1932	Gasket, Bezel/Top – FD
CZXTNK6607	Tank CSPA XI	FDXLGSK1933	Insulation, Return Side Tube Sheet – FD
CZXTSK2003	Thermostat Knob Slip On – Replace with CZK	FDXLGSK1934	Gasket, CC Front/Air Box – FD (All Models)
CZXTST3006	Thermostat Mears Electric	FDXLGVS0001	Gas Valve Natural Gas – FD
FDXLBBN1500	Blower Inlet Baffle – H500FD	FDXLGVS0002	Gas Valve Propane Gas – FD
FDXLBKP1930	Bezel & Keypad Assembly	FDXLGVS1500N	Gas Valve Natural Gas – H500FD Only
FDXLBON1500	Burner Orifice Kit Natural Gas – H500FD Only	FDXLGVS1500P	Gas Valve Propane Only – H500FD Only
FDXLBOP1500	Burner Orifice Kit Propane Gas – H500FD Only	FDXLHBP1150	Heat Barrier Panel – H150FD
FDXLBON1930	Burner Orifice Kit Natural Gas – FD	FDXLHBP1200	Heat Barrier Panel – H200FD
FDXLBOP1930	Burner Orifice Kit Propane Gas – FD	FDXLHBP1250	Heat Barrier Panel – H250FD
FDXLBON1930	Burner (Qty. 8)	FDXLHBP1300	Heat Barrier Panel – H300FD
FDXLBVS1930	Blower Vacuum Switch	FDXLHBP1350	Heat Barrier Panel – H350FD
FDXLBWR1500	Combustion Blower – H500FD Only	FDXLHBP1400	Heat Barrier Panel – H400FD
FDXLBWR1930	Combustion Blower – FD	FDXLHBP1500	Heat Barrier Panel – H500FD
FDXLCNK0001	Conversion Kit – NA to LP	FDXLHDW1930	Header Hardware Kit
FDXLCNK0002	Conversion Kit – LP to NA	FDXLHLI1930	High Limit 135°F
FDXLFAD1500	Front Access Door Assembly – HS00FD	FDXLHMB1930	Header Mounting Base Kit
FDXLFAD1500A	Front Door Assembly, Gray, ASME – H500FD	FDXLHXA1150	Heat Exchanger Assembly – H150FD
FDXLFHA1930	Header Assembly	FDXLHXA1200	Heat Exchanger Assembly – H200FD
FDXLFOR1930	Header O-Ring Kit	FDXLHXA1250	Heat Exchanger Assembly – H250FD
FDXLFSA1930	Fuse Service Kit – FD	FDXLHXA1300	Heat Exchanger Assembly – H300FD
FDXLFSA30	Fuse Kit, 3.0A, for Integrated Control Board (Qty. 10)	FDXLHXA1350	Heat Exchanger Assembly – H350FD
FDXLFSA15	Fuse Kit, 1.5A, for Field Wiring Panel (Qty. 10)	FDXLHXA1400	Heat Exchanger Assembly – H400FD
FDXLFSA25	Fuse Kit, 2.5A, for Field Wiring Panel (Qty. 10)	FDXLHXA1500	Heat Exchanger Assembly – H500FD
FDXLFSA30	Fuse Kit, 3.0A, for Field Wiring Panel (Qty. 10)	FDXLIAC1930	Ignitor Access Cover
FDXLFWP1930	Field Wiring Panel – FD	FDXLICB1930	Integrated Control Board – FD
FDXLGCK1150NP	Conversion Kit, NA to LP, Quick-Change – H150FD	FDXLIGN1930	Ignitor – FD

**NOTE:** If the part number you are looking for is not in this price book it is no longer available.



# Heater Replacement Parts

Part Number	Part Description	Part Number	Part Description
FDXLJKT1150	Jacket Top & Flue Cover – H150FD	HAXCPA3203	Control Panel Assembly H200ED2
FDXLJKT1200	Jacket Top & Flue Cover – H200FD	HAXCPA3253	Control Panel Assembly H250ED2
FDXLJKT1250	Jacket Top & Flue Cover – H250FD	HAXCPA3303	Control Panel Assembly H300ED2
FDXLJKT1300	Jacket Top & Flue Cover – H300FD	HAXCPA3353	Control Panel Assembly H350ED2
FDXLJKT1400	Jacket Top and Flue Cover – H400FD	HAXCPA3403	Control Panel Assembly H400ED2
FDXLLEC1930	Lower End Cap – FD	HAXDHO1930	DHO Insert
FDXLPBL1930	Base Leg – FD	HAXDRV1930	Drain Valve Assembly
FDXLRGK1151	Rain Guard Assembly – H150FD	HAXFCT1930	Flow Control Thermostat
FDXLRGK1201	Rain Guard Assembly – H200FD	HAXFHA1931	Assembly, Front Header – H Series (after 10/28/00)
FDXLRGK1251	Rain Guard Assembly – H250FD	HAXFHD1930	Front Header Only
FDXLRGK1301	Rain Guard Assembly – H300FD	HAXFHD1931	Front Header Only (after 10/28/00)
FDXLRGK1351	Rain Guard Assembly – H350FD	HAXFOR1930	Flange O-Ring
FDXLRGK1401	Rain Guard Assembly – H400FD	HAXGSV0001	Gas Valve 150 – 400 NA MV
FDXLRGK1500	Rain Guard Assembly – H500FD	HAXGSV0003	Gas Valve 150 – 400 LP MV
FDXLBTP1930	Bottom Trim Panel Kit	HAXGSV0004	Gas Valve 150 – 400 LP DS
FDXL RTP1930	Right Trim Panel Kit	HAXGSV0005	Gas Valve 150 – 400 NA DS
FDXLTDK1930	Tie-Down Kit – FD	HAXHLI1930	Hi-Limit 135°F
FDXLTER1930	Thermistor	HAXHOR1930	Header O-Ring
FDXL TFC1150	Top/Flue Cover – H150FD	HAXHXA1153	Heat Exchanger Assembly – H150
FDXL TFC1200	Top/Flue Cover – H200FD	HAXHXA1203	Heat Exchanger Assembly – H200
FDXL TFC1250	Top/Flue Cover – H250FD	HAXHXA1210	Heat Exchanger Assembly – H210
FDXL TFC1300	Top/Flue Cover – H300FD	HAXHXA1253	Heat Exchanger Assembly – H250
FDXL TFC1350	Top/Flue Cover – H350FD	HAXHXA1303	Heat Exchanger Assembly – H300
FDXL TFC1400	Top/Flue Cover – H400FD	HAXHXA1353	Heat Exchanger Assembly – H350
FDXL TFC1500	Top/Flue Cover – H500FD	HAXHXA1403	Heat Exchanger Assembly – H400
FDXLU EC1930	Upper End Cap – FD	HAXIGN1931	Ignitor
FDXLVPS1930	Vent Pressure Switch, Indoor, 0–2,000 ft	HAXMOD1930	Control Module
FDXLVPS1931	Vent Pressure Switch, Indoor, 2,000–10,100 ft	HAXNIP1930	Union Connector
FDXLWHA0001	Wiring Harness Kit Complete – FD	HAXNUT1930	Union Nut
FDXLWHA1930	Wiring Harness Kit Complete – FD	HAXPLT1931	Pilot, NA MV PSE-NA15
FDXLWPS1930	Water Pressure Switch (pre 2020)	HAXPLT1932	Pilot, LP MV PSE-LP15
FDXLWPS1931	Water Pressure Switch	HAXPNT1930	Touch-up Paint, H-Series
HAXBON1930	Burner Orifice NA	HAXPSA1930	Pressure Switch Assembly Kit
HAXBON1931	Burner Orifice NA High Altitude	HAXRHD1930	Rear Header Only
HAXBON210	Burner Orifice, NA, H210 Only	HAXRSA1930	Roll Out Switch Kit
HAXBOP210	Burner Orifice, LP, H210 Only	HAXTLK1930	Temperature Limiters Kit
HAXBRN1930	Main Burner – H Series	HAXTRK1930	Pilot Tube Replacement Kit
HAXCPA1932	Control Bezel Assembly	HAXTST1930	Thermostat with Knob
HAXCPA2150	Control Panel Assembly – 150 MV (after 5/98)	HAXWHA0001	Wire Harness MV Front H
HAXCPA2250	Control Panel Assembly – 250 MV (after 5/98)	HAXWHA0003	Wire Harness DS Rear H
HAXCPA2300	Control Panel Assembly – 300 MV (after 5/98)	HAXWHA0005	Wire Harness (Electronic)
HAXCPA2400	Control Panel Assembly – 400 MV (after 5/98)	HAXWHA0006	Wire Harness Rear, ID Series
HAXCPA3153	Control Panel Assembly H150ED2		

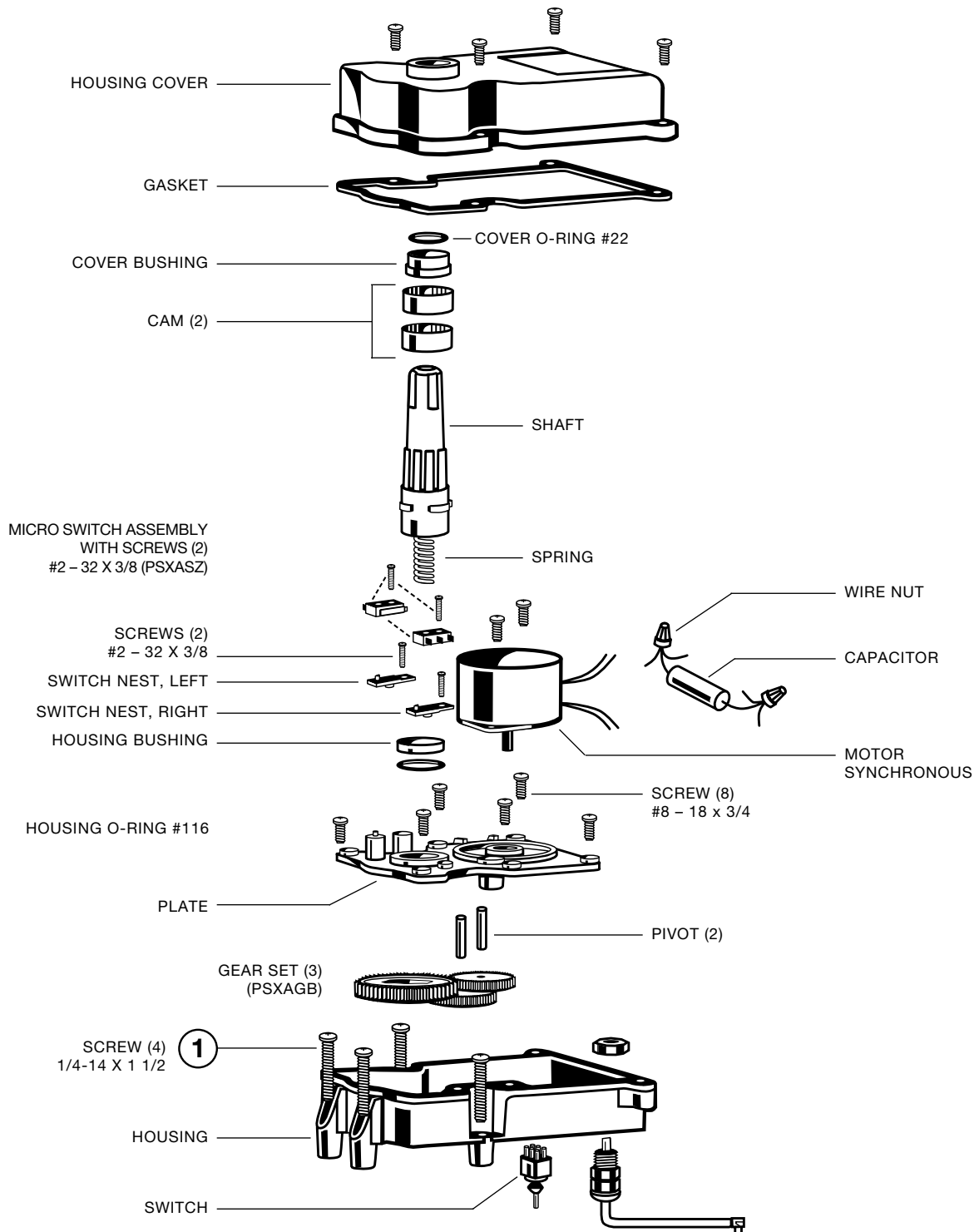
**NOTE:** If the part number you are looking for is not in this price book it is no longer available.

# Heater Replacement Parts

Part Number	Part Description	Part Number	Part Description
HAXWHA0007	Rear Wire Harness	IDXLIGN1930	Ignitor – 240V
HAXWHA0008	Main Wire Harness	IDXLTER1930	Thermistor
HMXHLI2932	Immersion Hi Limit Rear Header 160° HM	IDXLTMB1931	Terminal Block – 5 Pole
IDXAPS1930	Air Pressure Switch	IDXLVPS1930	Vent Pressure Switch
IDXBGL1930	Blower Gasket	IDXLWHM1930	Wire Harness Main – 240V
IDXBNR1930	Burner, Natural or Propane	IDXMAN1100	Manifold
IDXBRG1930	Burner Gasket	IDXMOD1930	Ignition Module
IDXCNK1933	Conversion Kit, Natural to Propane, H100	IDXWHA1931	Wire Harness
IDXCNK1934	Conversion Kit, Propane to Natural, H100	IHXLS1930	Interlock Switch – 240V
IDXCPG1931	Coupling – 2"	IHXMOD1931	Control Module
IDXFAD1101	Front Access Door (after S/N 20A01209)	IHXTRF1930	Transformer – 240V
IDXHLLK1930	Hi-Limit Kit	UHXFSW1930	Water Flow Switch Kit
IDXHXA1101	Heat Exchanger Assembly	UHXTFP1930	Water Flow Switch & Temp Pressure Gauge Kit
IDXHXA1102	Heat Exchanger Assembly	UHXPOSHZ14008	Indoor Vent Adapter Kit, H400FD, Positive-Pressure ..... (Horizontal)
IDXIGN1930	Ignitor	UHXNEGVT15008	Indoor Vent Adapter Kit, H500FD, Negative-Pressure (Vertical)
IDXJKT1100	Jacket Top	UHXPOSHZ11506	Indoor Vent Adapter Kit, H150FD, Positive-Pressure ..... (Horizontal)
IDXKIT1930	Consumer Kit	UHXPOSHZ12008	Indoor Vent Adapter Kit, H200FD, Positive-Pressure ..... (Horizontal)
IDXL2BVS1930	Blower Vacuum Switch	UHXPOSHZ12506	Indoor Vent Adapter Kit, H250FD, Positive-Pressure ..... (Horizontal)
IDXL2DB1930	Display Board Only – FD & IDL2	UHXPOSHZ13008	Indoor Vent Adapter Kit, H300F, Positive-Pressure ..... (Horizontal)
IDXL2FSB1930	Fuse Board	UHXPOSHZ13508	Indoor Vent Adapter Kit, H350FD, Positive-Pressure ..... (Horizontal)
IDXL2FSK1930	Complete Set of Fuses	UHXNEGVT14008	Indoor Vent Adapter Kit, H400FD, Negative-Pressure ..... (Vertical)
IDXL2ICB1931	Integrated Control Board	UHXPOSHZ15006	Indoor Vent Adapter Kit, H500FD, Positive-Pressure ..... (Horizontal)
IDXL2IGN1930	Silicone Nitride Ignitor	UHXNEGVT11506	Indoor Vent Adapter Kit, H150FD Negative-Pressure (Vertical)
IDXL2SNT1930	Silicon Tube 2.5	UHXNEGVT12006	Indoor Vent Adapter Kit, H200FD Negative-Pressure (Vertical)
IDXL2TRF1930	Transformer	UHXNEGVT12506	Indoor Vent Adapter Kit, H250FD Negative-Pressure (Vertical)
IDXL2VPS1930	Vent Pressure Switch	UHXNEGVT13008	Indoor Vent Adapter Kit, H300FD Negative-Pressure (Vertical)
IDXL2WHM1930	Wire Harness Main – 120V	UHXNEGVT13508	Indoor Vent Adapter Kit, H350FD Negative-Pressure (Vertical)
IDXLBVS1930	Blower Vacuum Hitch	UHXTFP1930	Water Flow Switch & Temp/Pressure Gauge Kit
IDXLBWR1930	Combustion Blower – 240V	UHXNEGVT14008	Indoor Vent Adapter Kit, H400FD, Negative-Pressure ..... (Vertical)
IDXLBWR1931	Combustion Blower – 120V	UHXPOSHZ11506	Indoor Vent Adapter Kit, H150FD, Positive-Pressure ..... (Horizontal)
IDXLCPA1250	Control Panel Assembly – H250IDL		
IDXLCPA1400	Control Panel Assembly – H400IDL		
IDXLCPA1930	Control Panel Assembly		
IDXLFLS1930	Flame Sensor		
IDXLHXA1250	Heat Exchanger Assembly – H250IDL		
IDXLHXA1400	Heat Exchanger Assembly – H400IDL		

NOTE: If the part number you are looking for is not in this price book it is no longer available.

### Parts Listing



Ref. No.	Part No.	Description	Ctn. Qty.	No. Req'd
1	GLX-GVA-4SCR	Mounting Screws (Set of 4)	8	1

# Automation & Sanitization

## REPLACEMENT PARTS

### OMNILOGIC AND OMNIPL (PRE 2022)

Part No.	Description
HLRELAY	OmniLogic Relay
HLX-CRADLE	Omni Remote Replacement Charging Cradle
HLX-LCD	LCD without MSP, Replacement, OmniLogic
HLX-LCD0520	LCD without MSP, Replacement, OmniLogic (5/20 or newer)
HLX-DSP-MOUNT	OmniLogic Replacement Display Mount
HLX-EXP-DSP	OmniLogic Expansion Panel Display
HLX-LOC-DSP	OmniLogic Replacement Local Display
HLX-PCB-MAIN	OmniLogic Replacement Main Control Board
HLXCONNKIT	Kit, Replacement, Connectors
HLXPLCONTROL	OmniPL Replacement Controller
HLX-PCB-TCELL	T-Cell PCB Board
HLX-PSUPPLY	Power Supply Assembly
HLX-TRNSFMR	OmniLogic Transformer
HLXSTYLUS5PK	Replacement Stylus (5 pack)
HLXUSB5PK	Replacement USB (5 pack)
HLXLATCH	OmniLogic Replacement Door Latch
HLXBRACKET	OmniLogic Replacement Mounting Brackets
HLXDEADFRONT	OmniLogic Replacement Deadfront
HLXDOOR	OmniLogic Replacement Door
HLXFANKIT	OmniLogic Replacement Fan Kit
HLXPL485100	OmniPL RS485 Extension 100 ft.

**NOTE:** Mobile phone and tablet not included with OmniLogic.

### OMNIPL (2023 OR LATER)

Part No.	Description
HLXPLFRONT	Replacement, Deadfront
HLXPLXFMR	Replacement, Transformer
HLXPLCABLEKIT	Replacement, Cablekit, Retrofit
HLXPLPCBMAIN	Replacement, PCBA

### OMNIHUB

Part No.	Description
HLHCONTROL	OmniHub®/VS Omni™ Replacement Controller
HLX-LCD	LCD without MSP, Replacement, OmniLogic
HLX-LCD0520	LCD without MSP, Replacement, OmniLogic (5/20 to present)
HLXDCOVER	Replacement, Sun Cover
HLXDLCD	Replacement, LCD Display
HLXDSPCASE	Replacement, Display Case
HLXHIOPCB	Replacement, OmniHub PCB
HLXHUBCASE	Replacement, Hub Case
HLXHW5PK	Replacement, OmniHub Hardware (5 pack)
HLXJBOX	Replacement, J-Box
HLXRLYLABEL	Replacement, Relay Label
HLXWHIP6	Replacement, Omni® 6 ft Whip
HLX485RELAY	Replacement, Smart Relay
HLX485100	Replacement, RS485 100 ft Extension




OmniLogic Pool and Spa Automation System



OmniPL




OmniHub wiring base unit, smart relay, and control pad



**ProLogic**



**OnCommand**



**Salt & Swim 3C**

### PROLOGIC®

Part No.	Description
GLX-PCB-PRO*	Main PCB, ProLogic
HLPROUPG	OmniLogic Retrofit Kit with App
GLX-PL-LOC-P-4	Display, Local, ProLogic, P-4
GLX-PL-LOC-PS4	Display, Local, ProLogic, PS-4
GLX-PL-LOC-PS8	Display, Local, ProLogic, PS-8
GLX-PL-LOC-PS16	Display, Local, ProLogic, PS-16
GLX-PCB-EXP	PCB-PS-16 Expansion Unit
HLX-CRADLE	Charging Cradle, Replacement
AQL2-BASE-RF	Base Station, Wireless
AQL2-TB-RF-P-4	Wireless Remote, Tabletop, P-4, Black
AQL2-TW-RF-P-4	Wireless Remote, Tabletop, P-4, White
AQL2-TB-RF-PS-4	Wireless Remote, Tabletop, PS-4, Black
AQL2-TW-RF-PS-4	Wireless Remote, Tabletop, PS-4, White
AQL2-TB-RF-PS-8	Wireless Remote, Tabletop, PS-8, Black
AQL2-TW-RF-PS-8	Wireless Remote, Tabletop, PS-8, White
AQL2-TB-RF-PS16	Wireless Remote, Tabletop, PS-16, Black
AQL2-WW-PS-4	Wired Remote, Wall Mount, PS-4, White
AQL2-WW-PS-8	Wired Remote, Wall Mount, PS-8, White
AQL2-WW-PS-16	Wired Remote, Wall Mount, PS-16, White
AQL2-WW-RF-PS-8	Wireless Remote, Wall Mount, PS-8, White
GLX-STDOPPAK20	Display Standoff (Pack of 20)
GLX-ACT-CONN	Actuator Connector

**NOTE:** \*For units produced after October 2008.

### ONCOMMAND®

Part No.	Description
GLX-PCB-ONCOM	Main PCB, OnCommand
GLX-LOC-ONCOM	Display, Local, OnCommand

### SALT & SWIM® 3C & AQUARITE 100

Part No.	Description
W3SAS-CELL	Salt & Swim 3C Replacement Cell
GLX-CTL-DIY	Salt & Swim 3C Control Box
GLX-DIY-CORD	Salt & Swim 3C Replacement Power Cord
GLX-DIY-CABLE	Salt & Swim 3C Replacement Cell Cable
GLX-DIY-DOOR	Salt & Swim 3C Replacement Door
GLX-DIY-VESSEL	Salt & Swim 3C Replacement Vessel
GLX-DIY-CAP	DIY, Winterizing Cap
GLX-DIY-CCN15	1.5" Ring, Collar and Nut Set
GLX-DIY-CCN2	2" Ring, Collar and Nut Set
GLX-DIY-CUP	Cell Cleaning Cup
GLX-DIY-ORING	O-Ring for Salt Cell
GLX-DIY-UNION	Salt & Swim 3C Pro Union Kit
GLXAQR100CCABLE	Replacement Cell Cable, AQR100
GLXAQR100CTL	Replacement Controller, AQR100
GLXAQR100DOOR	Replacement Door, AQR100
GLXAQR100PCB	Replacement PCB, AQR100
GLXAQR100PCORD	Replacement Power Cord, AQR100
GLXAQR100VESNUT	Replacement Vessel Nut, AQR100
GLXAQR100VESSEL	Replacement Vessel without Cell, AQR100
GLXAQR100XFMR	Replacement Transformer, AQR100

# Automation & Sanitization

## REPLACEMENT PARTS

### S3 REPLACEMENT

Part No.	Description
GLX-XFMR-AQRS3	Replacement, Transformer, AQRS3
GLXS3DISPLAY	Replacement, Display, AQRS3
GLXS3FUSE	Replacement, Fuses, AQRS3
GLXS3HANDLE	Replacement, Handle, AQRS3
GLXS3OMNIPCB	Replacement, PCBA, AQRS3 OMNI
GLXS3PCB	Replacement, PCBA, AQRS3
GLXS3PLXFMR	Replacement, Transformer, S3 OmniPL
GLXS3RELAY	Replacement, Relay, AQRS3



AquaRite S3

### AQUARITE PRO


Part No.	Description
GLX-CTL-AR-PRO	Control Unit, AquaRite Pro
GLX-PCB-AR-PRO	Main PCB, AquaRite Pro
GLX-AR-PRO-MEM	Display, Membrane Key Pad, Dead Front



AquaRite Pro

### AQUARITE

Part No.	Description
GLX-CTL-RITE	Control Unit, AquaRite
GLX-PCB-RITE	Main PCB, AquaRite
GLX-PCB-DSP	Display PCB, AquaRite
GLX-FLO-RPPAK10	Replacement Flow Switch (Pack of 10)
GLX-FLO-RP	Replacement Flow Switch – 15' cable (no tee)
GLX-FLO-RP-25	Replacement Flow Switch – 25' cable (no tee)
GLX-FLO-T	Flow Switch Tee
GLX-XFMR	Transformer
GLX-R-10PK	Rectifier (10 pack)
GLX-F20-10PK	20 Amp Glass Fuse (10 pack)
GLX-F20A-10PK	20 Amp Yellow Fuse (10 pack)
GLX-CELLSTAND	Salt Cell Cleaning Stand
GLX-CELL-UNION	Salt Cell Union – Tailpiece, Nut and O-Ring
GLX-CELL-PIPE	Salt Cell Placeholder
GLX-SALTMETER	Handheld Digital Salt Meter
GLX-STDOPPAK20	Display Standoff (Pack of 20)



AquaRite



Sense and Dispense

### SENSE & DISPENSE

Part No.	Description
GLX-PROBE-ORP	Probe, ORP Replacement
GLX-PROBE-PH	Probe, pH Replacement
GLX-SD-ELEC-MOD	Sense and Dispense Electronics Module
GLX-SD-FLOW*	Flow Cell, Sense and Dispense only
GLX-WINTER-KIT	Kit-Replacement, Winterizing
GLX-SADDLE	Saddle Clamp

**NOTE:** \*This SKU replaces GLX-FLOW-CELL



AquaTrol

### AQUATROL

Part No.	Description
GLX-CTL-TR-HP	Control Unit, AquaTrol – HP, straight blade
GLX-CTL-TR-HP-T	Control Unit, AquaTrol – HP, twist lock
GLX-PCB-RJ-CUL	Main PCB, AquaTrol – RJ
GLX-CTL-TR-RJ-T	Control Unit, AquaTrol – RJ, twist lock
GLX-RJ-ELBOW	Fitting, Return Jet
GLX-TROL-TIMER	24 hour Timeclock
GLX-PCB-TROL-RJ	Main PCB, AquaTrol RJ
GLX-PCB-TROL-HP	Main PCB, AquaTrol HP
GLX-CELL-5	TurboCell, 20K gallons
TCELLS318	TurboCell S3 Salt Cell 18K gallons, clear cell

### SALT & SWIM ABOVE GROUND

Part No.	Description
GLX-CTL-SASAG	Salt & Swim Above Ground Control Box with 120V power cord, straight blade
GLX-CTL-SASAG-T	Salt & Swim Above Ground Control Box with 120V power cord, twist lock
SAS-CELL-ABG	Salt & Swim Above Ground Replacement Cell

# Automation & Sanitization

## REPLACEMENT PARTS

### HYDRORITE UV

Part No.	Description
GLX-HYDCTLUVO	Controller, UV/Ozone
GLX-HYDVESSUVO	Vessel Body, UV/Ozone with Unions
GLX-HYDXFMR	Power Transformer
GLX-HYDPCB	Interconnect PCB
GLX-HYDFUSE	PCB Fuse Kit (Quantity of 10)
GLX-HYDBALLAST	Ballast with Cable Harnesses
HYXSLACA	UV Lamp Cable
HYXSFANA	Fan Assembly
GLX-HYDSLEEVE	Stainless Steel Sleeve with O-Ring
GLX-HYDMAN	Ozone Manifold and Interlock Switch
HYX2DQSA	Quartz Sleeve Assembly
GLX-HYD-LAMPUVO	Residential Lamp, Ozone Producing
GLX-HYDVENKIT	Venturi Tube Kit
GLX-HYDVEN	2" Venturi, Residential
ECX12S	2" PVC Pipe Connector Socket
ECX12T	2" PVC Pipe Connector Threaded
TBX122	2" PVC Union Nut
BSX1CAP2	2" PVC Port Cap
BSX1PLUG2	PVC Vessel Drain Plug
SB2KIT	Vessel O-Ring Kit
GVA-24	Valve Actuator
PSV3S2	3-Port Diverter Valve

### SALT CHLORINATOR CELLS (FOR AQUARITE, AQUARITE PRO, PROLOGIC)

Part No.	Description
CCELL	AQR100 Replacement Cell, 30K gallons, 3 year warranty
GLX-CELL-3-W	TurboCell®, 15K gallons, 1 year warranty
GLX-CELL-5-W	TurboCell, 20K gallons, 1 year warranty
GLX-CELL-9-W	TurboCell, 25K gallons, 1 year warranty
GLX-CELL-15-W	TurboCell, 40K gallons, 1 year warranty
TCELL925-W	Warranty Cell for TCELL925, 1 year warranty
TCELL940-W	Warranty Cell for TCELL940, 1 year warranty
GLX-CELL-PIPE	Straight Pipe Placeholder for TurboCell
GLX-CELL-UNION	2" Cell Union Kit (1 each of nut, tailpiece, O-Ring)
GLX-CELL-5	TurboCell, 20K gallons, 3 year warranty
GLX-CELL-15-25	TurboCell, 40K gallons, 3 year warranty, 25 ft. cord
GLX-CELLSTAND	Cleaning Stand for TurboCells
GLX-UNION-ORING	TurboCell Union O-Ring (pack of 12)
TCELLS315W	TurboCell S3 Salt Cell, 15K gallons, Warranty Replacement
TCELLS318W	TurboCell S3 Salt Cell, 18K gallons, Warranty Replacement
TCELLS325W	TurboCell S3 Salt Cell, 25K gallons, Warranty Replacement
TCELLS340W	TurboCell S3 Salt Cell, 40K gallons, Warranty Replacement



### COMMON REPLACEMENT PARTS

Part No.	Description
GLX-DRK	Rectifier Upgrade
GLX-FLO-RPPAK10	Replacement Flow Switch (Pack of 10)
GLX-FLO-RP	Flow Switch (15' cable, no tee)
GLX-FLO-RP-25	Flow Switch (25' cable, no tee)
GLX-FLO-T	Tee for Flow Switch
GLX-XFMR	Transformer
GLX-R-10PK	Rectifier (10 pack)
HLX08A10PK	Fuse Kit, 8A (10 pack) (for use with OmniLogic®)
GLX-F4A-PAK10	Fuse Kit, 4A/Pink (10 pack) (for use with OmniLogic)
GLX-F5A-PAK10	Fuse Kit, 5A/Brown (10 pack) (for use with OmniLogic)
GLX-F20-10PK	Fuse Kit, 20A (10 pack) (for AquaRite/Trol before 11/04)
GLX-F20A-10PK	Fuse Kit, 20A/yellow (10 pack) (all AquaLogic/Rite/Trol after 11/04)
GLX-F3A-10PK	Fuse Kit, 3A/violet (10 pack) (AquaLogic only)
GLX-FUSE-20	Fuse Holder Kit (fuse holder and wires for Rite/Trol before 11/04)
GLX-PC-12-KIT	Temperature Sensor with 15' leads and hose clamp
GLX-RF-EXTEND	AQL2-BASE-RF extension 50'
GLX-RELAY	Relay, 3 H.P.
GLX-PWR-B	Power Supply, wall plug-in, for wireless remote – X = B (Black)
GLX-GVA-4SCR	Screws (4) for mounting GVA-24 Valve Actuator
GLX-FLO	Flow Switch (15' cable with tee)
GLX-FLO-25	Flow Switch (25' cable with tee)
GLX-TLOUTLET-20	120V/15 amp Twist Lock Pump Outlet
GLX-OUTLET-15A	120V/15 amp Pump Outlet
GLX-CELLST-STD	Stand for Cell Tester
GLX-CELL-TESTER	Tester for all TurboCell Electrolytic Cells
GLX-STDOPPAK20	Display Standoff (Pack of 20)
GLX-ACT-CONN	Actuator Connector Plug Kit

# Automation & Sanitization

## REPLACEMENT PARTS

### HYDRAPURE SPARE PARTS

Part No.	Description
005422901700	Lamp UV (1 piece)
005422901500	Lamp UV (2 piece) with Boot and O-Ring
005422510200	Nut and Washer UV
005422200909	Quartz Tube with O-Ring and Cushion
005422427100	Boot F/2 Lamp
005422510300	Seal Kit Quartz Tube
005952123000	Lamp Only (1 piece) O3
005252829000	Check Valve Swing 5 lbs. with Springs, No Body
005952125000	Tubing 3/8 x 24 Flexelene
005252164000	Plug 2" with O-Ring Pack
005402250600	Check Valve 2 lbs. 1/4 NPT x 3/8 Comp
005401250300	Check Valve 3 lbs. 1/4 NPT x 3/8 Comp
005401250400	Check Valve 4 lbs. 1/4 NPT x 3/8 Comp
005402250500	Check Valve 1 lb. 1/4 NPT x 3/8 Comp
005952291500	Plug Drain 1/2" with O-Ring Pack
005952832500	Screw Panel/Lid (16 + 4 Pack)
005252832000	Union 2.5 Kit (1 piece) with O-Ring
005252831500	Oring 2-232 F/ 2.5" Union (pack of 4)
005952140100	Lid Top with Membrane Switch and Screws
005952147100	Cable Ribbon F/Membrane Switch
005952157000	Ballast with Wires, Ozone
005422386500	Ballast with Wires, UV
005952150100	Board with Tubes and Sensor
005952158100	Wire Harness

### HYDRAPURE 2.0 SPARE PARTS

Part No.	Description
HYDRASCREWPK	Screw Pack Replacements
HYDRAMEMBRANE	Membrane Switch + Ribbon Cable Replacement
HYDRAORINGS	O-Ring Kit (All Pieces)
HYDRAPCBA	Board with Tubes and Sensor
HYDRAHARNESS	Wire Harness
HYDRACHKVLVBP	Bypass Butterfly Check Valve and Spring
HYDRACHKVLV2	Check Valve 2 lb.
HYDRACHKVLV3	Check Valve 3 lb.
HYDRACHKVLV4	Check Valve 4 lb.
HYDRACHKVLVOEM	Check Valve 1.5 lb. OEM

# PROTECTS BETTER.

Powered by a triple-action sanitization process that combines powerful UV, ozone and hydroxyl radicals to destroy 99.9%\* of viruses and bacteria. HydraPure defends pools of every size and it's not too bad at protecting your bottom line, either.

SUPERIOR AOP 3-IN-1 SANITIZATION.



HYDRAPURE® UV & OZONE  
AOP SANITIZATION SYSTEM

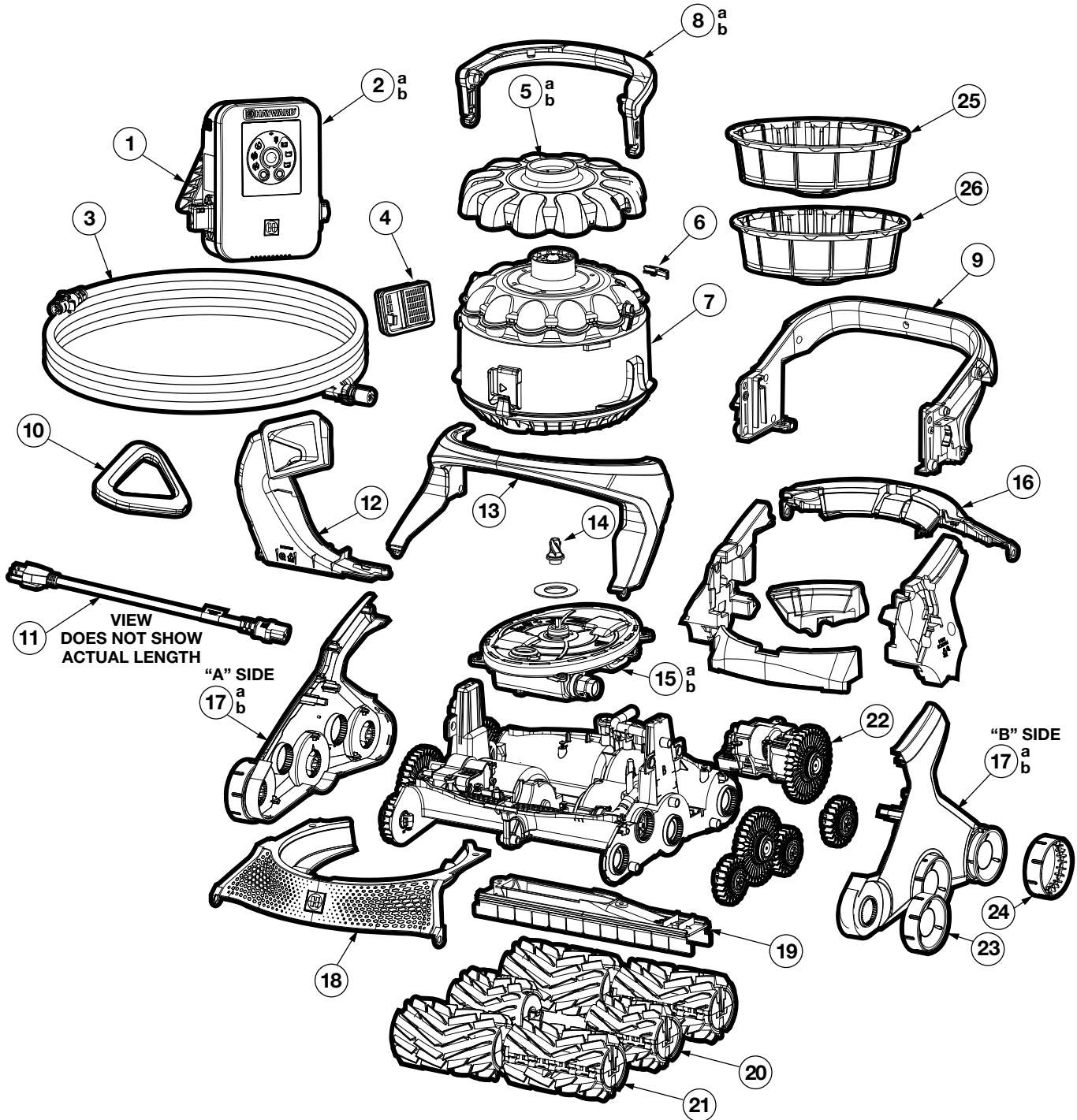
 **HAYWARD**<sup>®</sup>  
We Build Better.™

\*Destroys 99.9% of chlorine-resistant microorganisms up to 80 GPM, with a reduced level above 80 GPM. Hayward, Hayward & Design, the H logo, HydraPure and We Build Better. are registered trademarks of Hayward Industries, Inc. © 2022 Hayward Industries, Inc.

# AquaVac® 6 Series – 600 Model

ROBOTIC CLEANERS REPLACEMENT PARTS

## Parts Diagram



Cleaners

# AquaVac® 6 Series – 600 Model

ROBOTIC CLEANERS REPLACEMENT PARTS

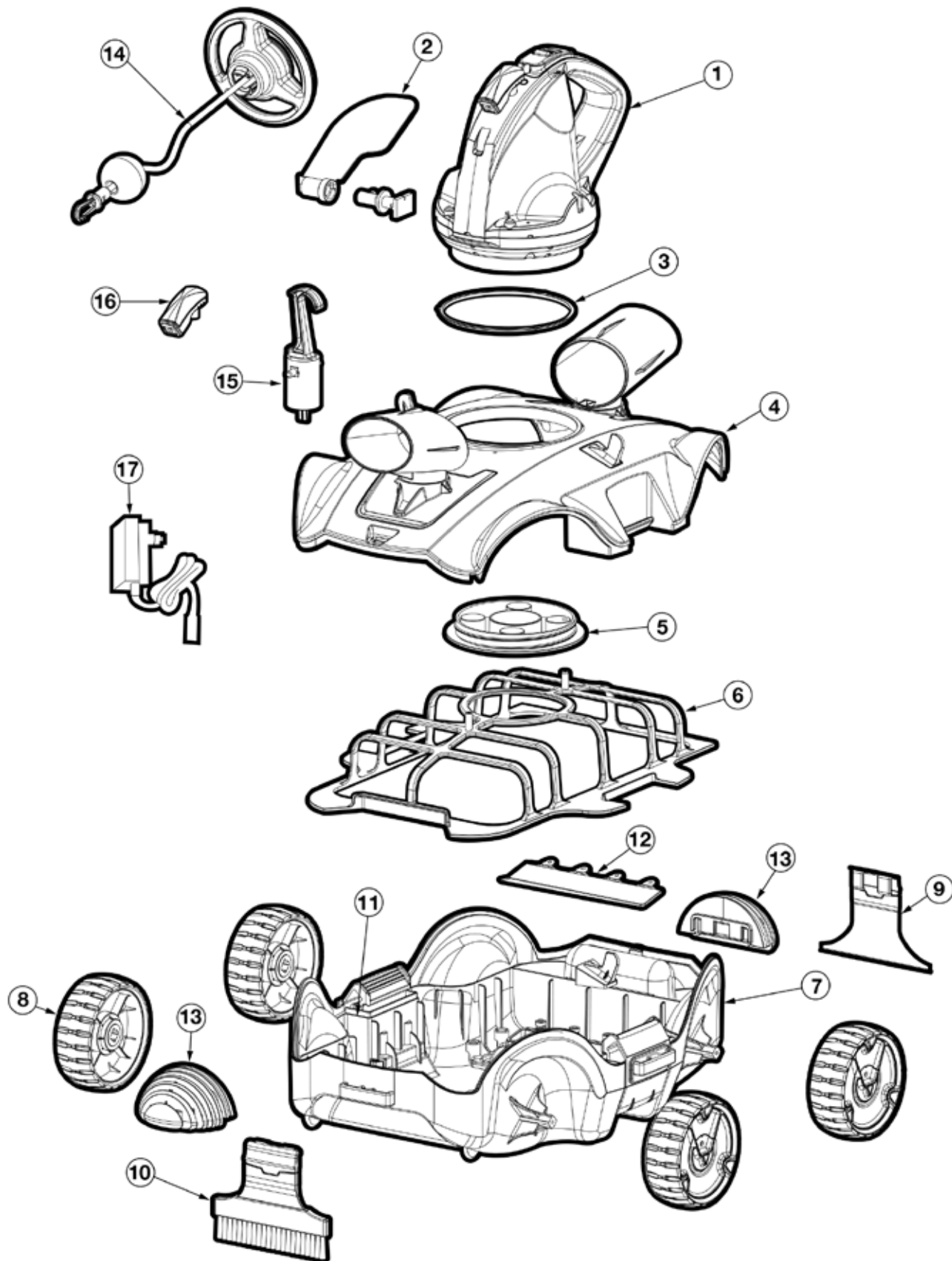
## Parts Listing

Ref. No.	Part No.	Description	Ctn. Qty.
1	RCX361178234	Power Supply Kickstand, Blue	5
2a	RCX361480W	Power Supply Av650, WiFi	1
2b	RCX361470	Power Supply Av600, No WiFi	1
3	RCX361191	55 ft. Floating Cable	1
4	RCX361182	Cyclone Check Valve Assembly	5
5a	RCX361126234	Cyclone Cosmetic Top, 650, Blue	5
5b	RCX361126237	Cyclone Cosmetic Top, 600, Gray	5
6	RCX361453	Canister Twist Lock	10
7	RCX361140KIT234	Cyclone Assembly Kit	1
8a	RCX361300236	Cyclone Handle Assembly, 650, Black	5
8b	RCX361300234	Cyclone Handle Assembly, 600, Blue	5
9	RCX36131519237	Shell Rear Handle Cover Assembly, Gray	1
10	RCX361210236	Cord Handle Assembly, Black	5
11	RCX361250U	Power Supply Cord, US	1
12	RCX361103236	Vacuum Inlet Top Assembly, Black	1
13	RCX361331782237	Shell Front Handle Assembly, Gray	1
14	RCX361134	Pump Motor Shaft Coupling	10
15a	RCX36111060X	Motor Box Assembly	1
15b	RCX36111065X	Motor Box Assembly, WiFi	1
16	RCX36131649236	Shell Rear Cover Assembly, Black	1
17a	RCX36131314D237	Shell, Side Panel A/B Dec 600, (Includes Side A & B)	1
17b	RCX361313141237	Shell, Side Panel A/B Dec 650, (Includes Side A & B)	1
18	RCX361318236	Shell Front Cover, Black	1
19	RCX361109WS239	Vacuum Inlet Bottom	5
20	RCX36329222239	Middle Short Brush Assembly, Dark Gray (Set of 2)	6
21	RCX36132337239	Front/Back Long Brush Assembly, Dark Gray (Set of 2)	6
22	RCX361117218	Gear Box Assembly, Gray	1
23	RCX36140311234	Wheel Assembly Kit, Blue (Includes Tread) (Set of 2)	6
24	RCX361404234PK6	Wheel Tread Kit, Met Blue (6 Pack)	6
26	RCX361141243	Standard Debris Mesh	5
27	RCX361511243	Fine Debris Mesh	1
—	RCX361430KIT	Foam Kit Assembly	1
—	RCX361121PK4	Screw Pack, Torx #8-16 x .50 (4 Pack)	10
—	RCX36128586236	Caddy Handle, Black	1
—	RCX361294KIT	Caddy Wheel Kit (Set of 2)	1

# AquaVac 250<sup>Li</sup>

CORDLESS ROBOTIC CLEANER

## Parts Diagram



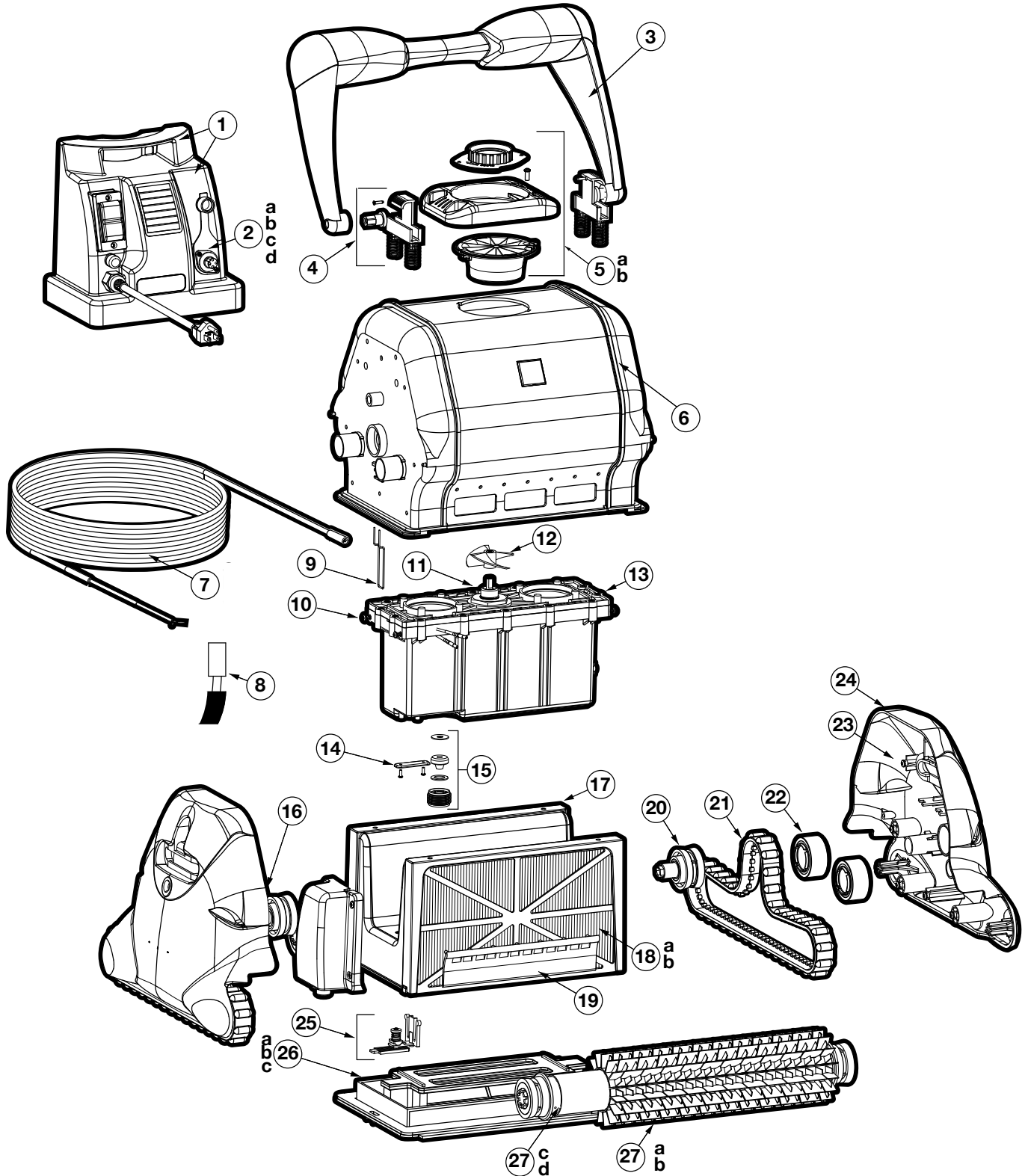
## Parts Listing

Ref. No.	Part No.	Description	Ctn. Qty.
1	RCX20ASM05U	(US) Swivel Head (with flap + ring + scrow plate)	4
2	RCX203007	Side Flap (with side pin)	24
3	RCX203508004	Swivel Smooth-Ring	30
5	RCX203505005	Swivel Head Bottom Screw Plate	16
4	RCX20ASM03	Top Cover	4
6	RCX203509	Filter Cover	4
7	RCX2035ASM06	Whole Base Unit	4
8	RCX203012	Wheel (with screw and washer) 1 pc	10
9	RCX2032ASM10	Clip-on Rake	10
10	RCX2032ASM10	Clip-on Brush	10
11	RCX2035ASM04	Drainage Outlet Flap (with screws)	30
12	RCX2035ASM04	Suction Mouth Flap (with screws)	30
13	RCX203018	Bumper x 2	8
14	RCX203513	Float	8
15	RCX203116	Hook (with V-Clip) for Telescopic Pole	20
16	RCX203017	Charging Base	24
17	RCX203017U	(US) Adaptor	10

# AquaVac QC

## REPLACEMENT PARTS

### Parts Diagram





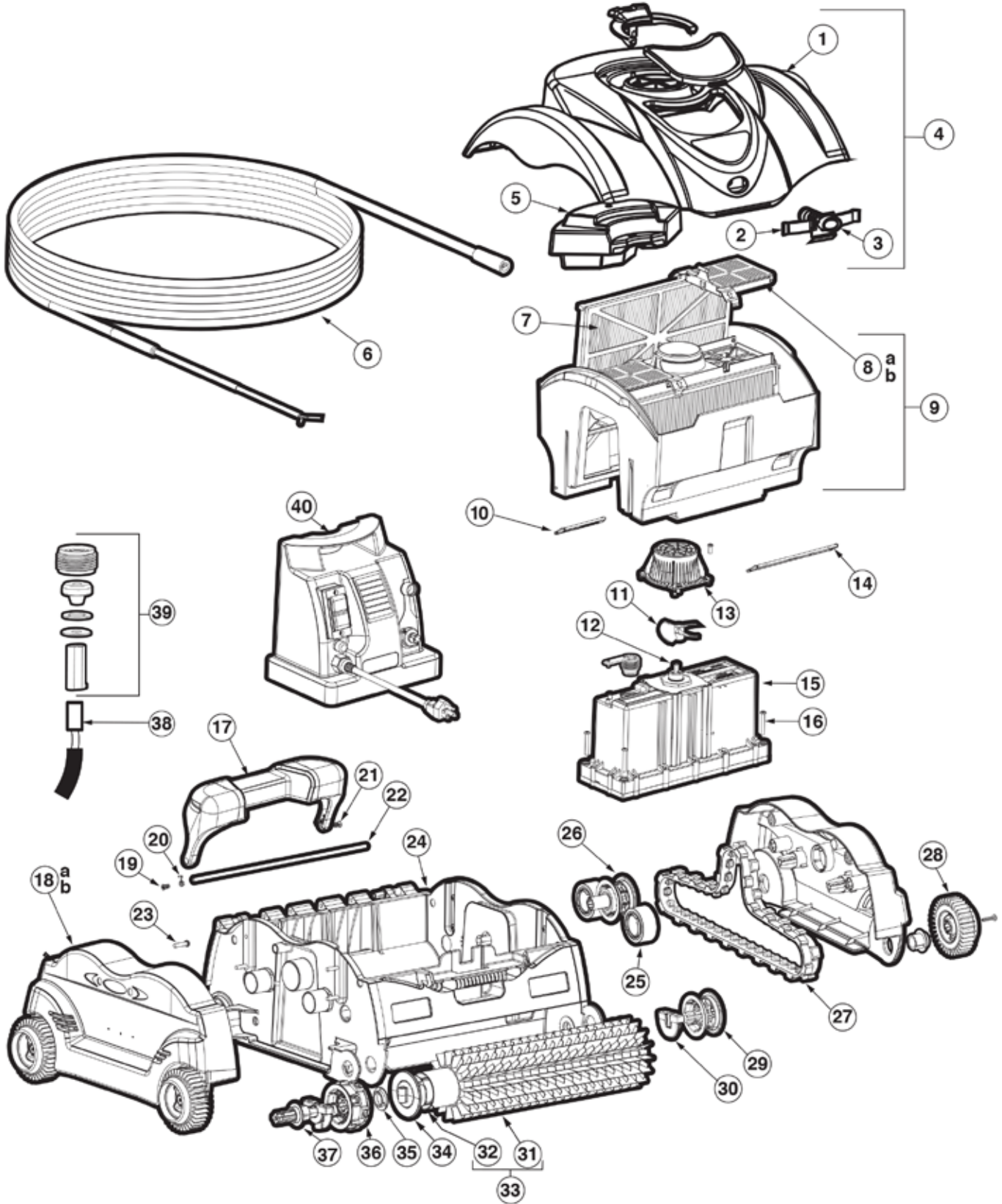
## Parts Listing

Ref. No.	Part No.	Description	Ctn. Qty.
1	RCX97453QC	Power Supply-110 VAC, Quikclean	1
2a	RCX31013A	Power Supply Circuit Breaker 3A	50
2b	RCX31012	Power Supply Switch 16A	50
2c	RCX31012A	Power Supply Switch Membrane Cover	50
2d	RCX31018	Power Supply Output Connector	50
3	RCX76008-234	Handle Assembly – Blue	5
4	RCX14000KIT	Handle Arm Slide Kit	1
5a	RCX11208	Venturi Assembly, New Style	10
5b	RCX11208BK	Venturi Assembly, Black	1
6	RCX13001C	Main Case	1
7	RCX50061	Floating Cord Assembly – 55 ft.	1
8	RCX59006	Connector Socket, Molex	50
9	RCX11400	Clip, Lid (Set of 2)	10
10	RCX12001	Screw, M4X12 T-20 (Set of 5)	10
11	RCX40117	Drive Pin Assembly	50
12	RCX11000	Impeller	10
13	RCX40000D	Motor Unit, Upgrade Kit	1
14	RCX59007	Plate-Cover, Strain Relief	10
15	RCX59004KIT	Motor Cord Seal Kit	5
16	RCX26001	Roller Bearing Guide	10
17	RCX70100	Filter Cartridge Assembly, Frame and Filters	1
18a	RCX70101PAK2	Filter Cartridges (Set of 2)	5
18b	RCX70103PAK2	Spring Cleanup Filters (Set of 2)	5
19	RCX17100	Flap Drain (Set of 2)	10
20	RCX26002	Bearing, Drive Pulley Assembly (Includes RC260031 insert)	10
21	RCX23002	Drive Track, Soft Tread	5
22	RCX26000PAK2	Pulley Bearing Kit (Set of 2)	5
23	RCX12011	Screw M5X20 Pan TORX HD T-20	10
24	RCX97201	Side Cover (Right and Left)	1
25	RCX75003KIT	Locking Plate Kit	1
26a	RCX75000-236	Bottom Lid Assembly, Black	1
26b	RCX78005	Bottom Lid Filter Gasket	10
26c	RCX75005	Inlet Flap	10
27a	RCX26008	Roller Brush	5
27b	RCX26012	Foam Roller Assembly	5
27c	RCX26003	Wheel Tube Assembly without Brush	5
27d	RCX26005S	Bearing-Wheel Tube Slotted	10
—	RCX97500GR	Drive Train Upgrade Kit	1
—	RCX17000	High Velocity Inlet	10

# eVac Pro & SharkVac XL

ROBOTIC POOL CLEANER REPLACEMENT PARTS

## Parts Diagram



Cleaners

# eVac Pro & SharkVac XL

ROBOTIC POOL CLEANER REPLACEMENT PARTS

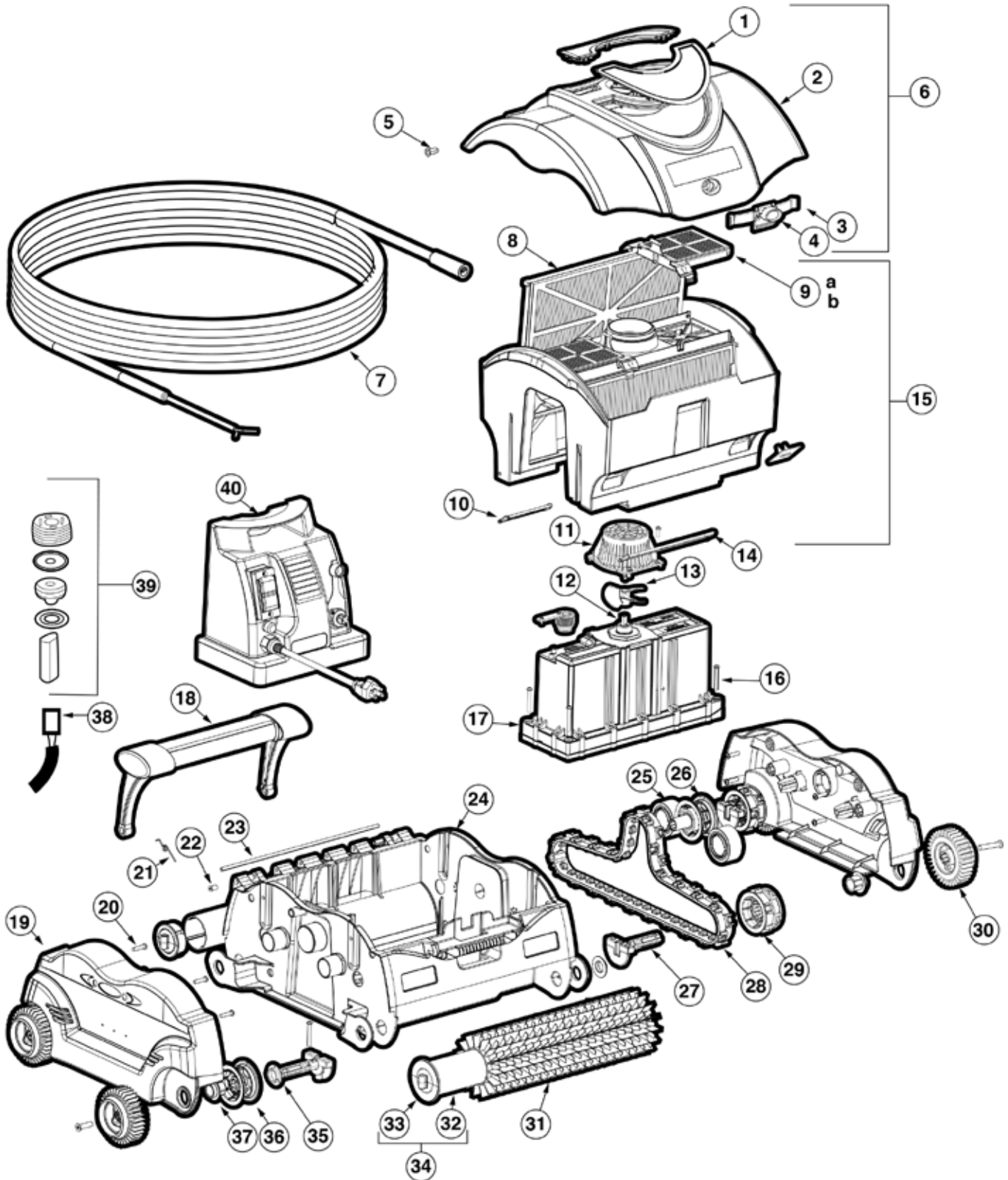
## Parts Listing

Ref. No.	Part No.	Description	Ctn. Qty.
1	RCX97470SB-237	Dome, SV XL Gray Met	1
2	RCX341149	Spring, Flat SV/EV	1
3	RCX97433	Button SV	1
4	RCX97471SB-237	Dome Assembly, SV Gray (Includes 1,2,3,4,5)	1
5	RCX97477	Float Assembly SV XL/ EV Pro	1
6	RCX97413	Cord, Assembly 50' SV/EV	1
7	RCX70101PAK2	Filter Cartridges (Set of 2)	5
—	RCX70103PAK2	Spring Cleanup Filters (Set of 2)	5
8a	RCX97417	Door, Filter	1
8b	RCX97417SPA2	Door, Filter Element (Set of 2)	1
9	RCX97414	Filter Bucket Assembly SV/EV (Includes 10,11,12)	1
10	RCX97405	Flap, Drain Small SV	1
11	RCX11000	Impeller	10
12	RCX40117	Drive Pin Assembly	50
13	RCX97455	Tube Vent	10
14	RCX97407	Flap, Drain Large SV	1
15	RCX97490	Motor Assembly SV/EV	1
16	RCX97461	Screw M5X35MM PT (Set of 5)	10
17	RCX97480SB-234	Handle Assembly SV, Blue	1
18a	RCX97403XL-236	Panel, Side SV XL, Black	1
18b	RCX97403P-236	Panel, Side EV Pro, Black	1
19	RCX97423	Bushing, Dome, SV (Set of 2)	5
20	RCX97427	Spring, Handle	25
21	RCX97459	Screw M7X10MM Flat TORX (Set of 5)	5
22	RCX97429	Shaft, Hinge S.S. SV/EV	10
23	RCX12011	Screw M5X20 Pan TORX HD T-20	10
24	RCX341142-236	Base SV, Black	1
25	RCX26000PAK2	Pulley Bearing Kit (Set of 2)	5
26	RCX97502GR	Drive Bearing Assembly	5
27	RCX97501GR	Drive Track, Soft Tread	5
28	RCX97508GR	Wheel Rim with Tire SV	5
29	RCX97505PAK2	Drive Track Wheel Kit SV (Set of 2)	5
30	RCX97507PAK2	Roller Wheel Shaft SV (Set of 2)	5
31	RCX26008	Roller Brush	5
32	RCX97520ABK	Tube Wheel, SharkVac, Black	1
33	RCX97410	Tube Wheel Assembly SV	5
34	RCX97441	Roller End SV	10
35	RCX97435PAK2	Roller Shaft Bushing Kit (Set of 2)	5
36	RCX97509PAK2	Drive Wheel Kit	5
37	RCX97506PAK2	Roller Bushing Kit (Set of 2)	5
38	RCX59006	Connector Socket Molex	50
39	RCX59004KIT	Motor Cord Seal Kit	5
40	RCX97453	Power Supply SV	1
—	RCX31013A	Power Supply Circuit Breaker 3A	50
—	RCX31012	Power Supply Switch 16A	50
—	RCX31012A	Power Supply Switch Membrane Cover	50
—	RCX31018	Power Supply Output Connector	50

# eVac & SharkVac

REPLACEMENT PARTS

## Parts Diagram



Cleaners

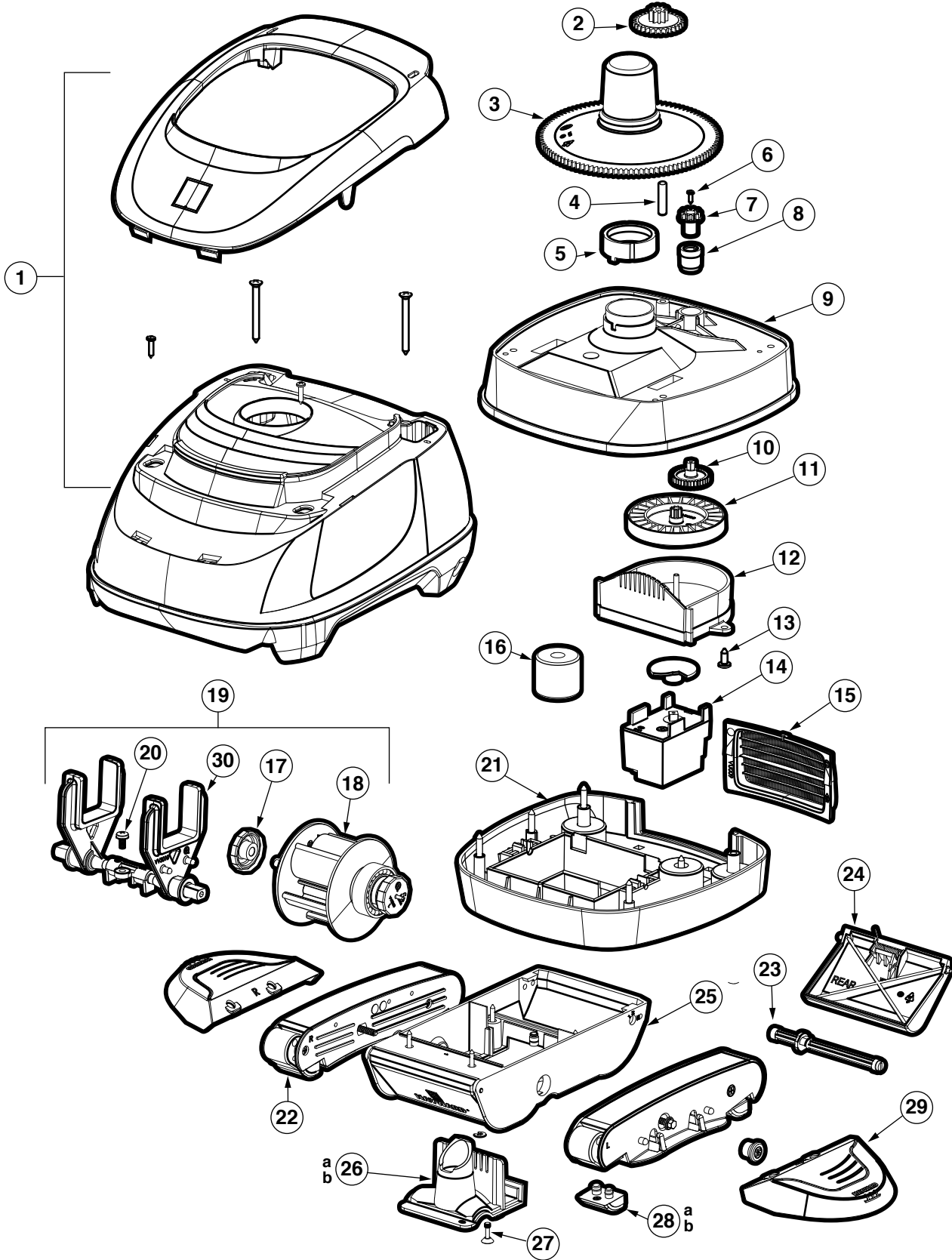
## Parts Listing

Ref. No.	Part No.	Description	Ctn. Qty.
1	RCX97421	Window, Dome Clear SV	1
2	RCX97419-237	Dome, SV Gray	1
3	RCX341149	Spring, Flat SV/EV	5
4	RCX97433	Button SV	1
5	RCX97423	Bushing, Dome, SV	5
6	RCX97418-237	Dome Assembly, SV Gray (Includes 1,2,3,4,5)	1
7	RCX97413	Cord, Assembly 50' SV/EV	1
8	RCX70101PAK2	Filter Cartridges (Set of 2)	5
9a	RCX97417	Door, Filter	1
9b	RCX97417SPAK2	Door, Filter Element (Set of 2)	1
—	RCX70103PAK2	Spring Cleanup Filters (Set of 2)	5
10	RCX97405	Flap, Drain Small SV	1
11	RCX97455	Tube Vent	10
12	RCX40117	Drive Pin Assembly	50
13	RCX11000	Impeller	10
14	RCX97407	Flap, Drain Large SV	1
15	RCX97414	Filter Bucket Assembly SV/EV (Includes 9, 10,11)	1
16	RCX97461	Screw M5X35MM PT (Set of 5)	10
17	RCX97400	Motor Assembly SV/EV	1
18	RCX97425-234	Handle Assembly SV, Blue	1
19	RCX97403-236	Panel, Side SV, Black	1
20	RCX12011	Screw M5X20 Pan TORX HD T-20	10
21	RCX97427	Spring, Handle	25
22	RCX97459	Screw M7X10MM Flat TORX (Set of 5)	5
23	RCX97429	Shaft, Hinge S.S. SV/EV	10
24	RCX341142-236	Base SV, Black	1
25	RCX26000PAK2	Pulley Bearing Kit (Set of 2)	5
26	RCX97502GR	Drive Bearing Assembly	5
27	RCX97507PAK2	Roller Wheel Shaft SV (Set of 2)	5
28	RCX97501GR	Drive Track, Soft Tread	5
29	RCX97509PAK2	Drive Wheel Kit	5
30	RCX97508GR	Wheel Rim with Tire SV	5
31	RCX26008	Roller Brush	5
32	RCX97520ABK	Tube Wheel, Black, SharkVac	1
33	RCX97441	Roller End SV	10
34	RCX97410	Tube Wheel Assembly SV	5
35	RCX97435PAK2	Roller Shaft Bushing Kit (Set of 2)	5
36	RCX97505GR	Wheel-Drive Belt, SV	5
37	RCX97506PAK2	Roller Bushing Kit (Set of 2)	5
38	RCX59006	Connector Socket Molex	50
39	RCX59004KIT	Motor Cord Seal Kit	5
40	RCX97453	Power Supply SV	1
—	RCX31013A	Power Supply Circuit Breaker 3A	50
—	RCX31012	Power Supply Switch 16A	50
—	RCX31012A	Power Supply Switch Membrane Cover	50
—	RCX31018	Power Supply Output Connector	50

# Navigator® V-Flex™

## REPLACEMENT PARTS

### Parts Diagram



Cleaners

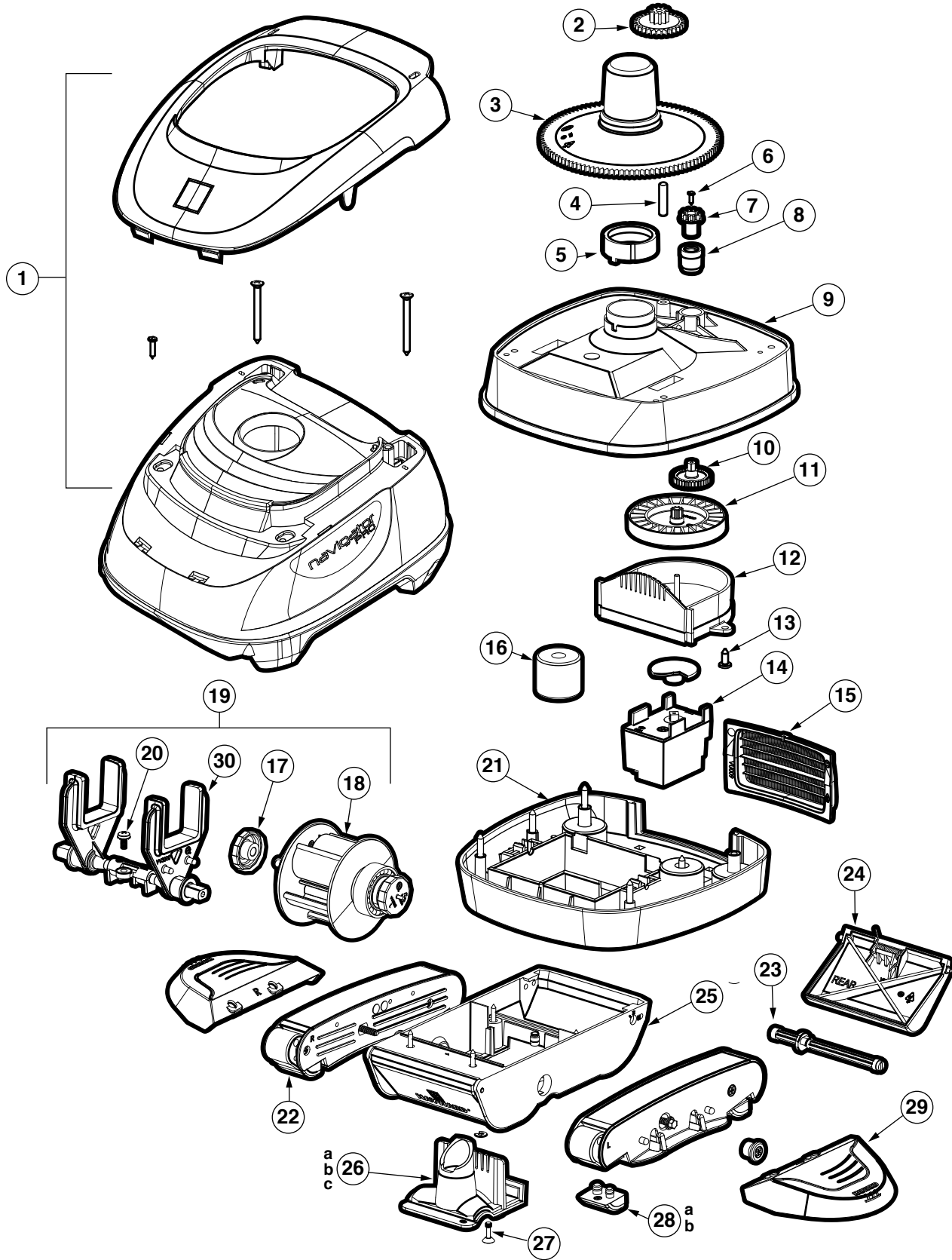
### Parts Listing

Ref. No.	Part No.	Description	Ctn. Qty.
1	AXV925VFSA	Navi VFlex Shell Assembly	1
2	AXV301	Inter Gear	25
3	AXV070	Cone Gear, Clear	10
4	AXV309	Inter Gear, Shaft	50
5	AXV306	Cone Gear Bushing	25
6	AXV068	Spindle Gear Screw	50
7	AXV303	Cone Spindle Gear	25
8	AXV066A	Cone Spindle Gear Bushing	25
9	HSXV060R237	Mid Body, Upper Housing	10
10	AXV064A	Medium Turbine Drive Gear	25
11	AXV062C	Medium Turbine	25
12	AXV009	Medium Turbine Case/Axle Assembly	25
13	AXV065P	Upper Body Screw	25
14	AXV408P	Gear Box Assembly	25
15	AXVU009-237	Screen Kit	50
16	AXV054FH	Float Kit	25
17	HSX304060	Turbine Shaft Retainer (2 pack)	25
18	HSXV3000SAC	Turbine Kit (turbine and 2 turbine shaft retainers)	25
19	HSXV3010SA	Kit, Turbine/A-Frame 5 Vane	10
20	AXV313	A-Frame Saddle Clip Retaining Screw	25
21	HSXV050C237	Lower Body Housing	10
22	AXV417-237	Pod Kit	25
23	AXV031B	Flap Adjuster	25
24	AXV434-237	Flap Kit (2 flaps, front and rear springs)	50
25	AXV230D-237	Open Lower Body	10
26a	HSXV015SAC-237	Access Cover Assembly, Concrete	25
26b	HSXV015SAV-237	Access Cover Assembly, Vinyl	25
27	AXV314P	Captive Screw with Clip	25
28a	AXV414P	Shoes, Concrete (4 pack)	25
28b	AXV413P	Shoes, Vinyl (4 pack)	25
29	AXV604-237	Wing Kit	50
30	VX3010SA	A-Frame	10

# Navigator® Pro

REPLACEMENT PARTS

## Parts Diagram



Cleaners



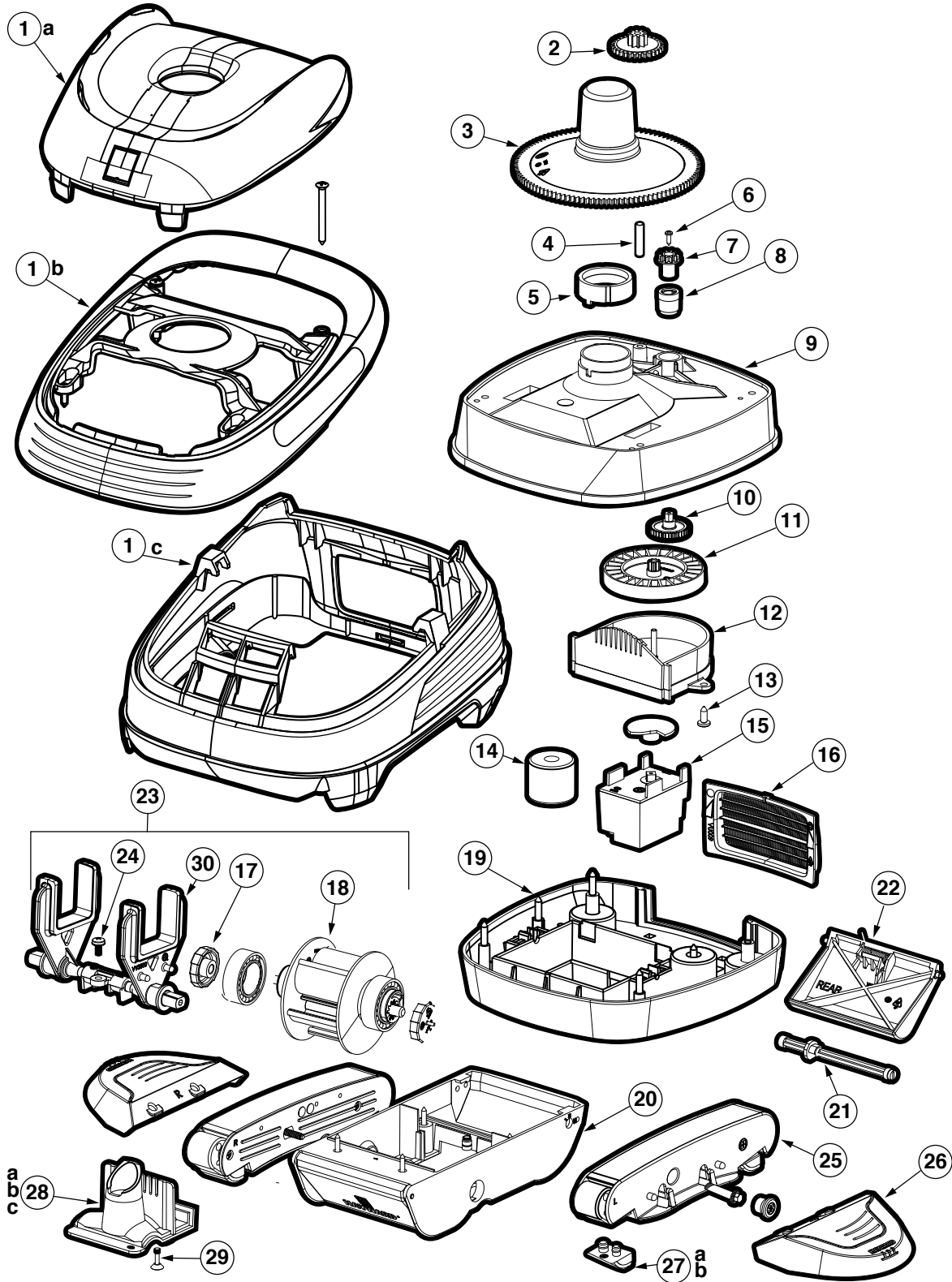
## Parts Listing

Ref. No.	Part No.	Description	Ctn. Qty.
1	AXV925ADSA	Navigator Pro Shell Assembly	1
2	AXV301	Inter Gear	25
3	AXV070	Cone Gear, Clear	10
4	AXV309	Inter Gear, Shaft	50
5	AXV306	Cone Gear Bushing	25
6	AXV068	Spindle Gear Screw	50
7	AXV303	Cone Spindle Gear	25
8	AXV066A	Cone Spindle Gear Bushing	25
9	AXV060WH	Mid Body, Upper Housing	10
10	AXV064A	Medium Turbine Drive Gear	25
11	AXV062C	Medium Turbine	25
12	AXV009	Medium Turbine Case/Axle Assembly	25
13	AXV065P	Upper Body Screw (6 pack)	25
14	AXV408P	Gear Box Assembly	25
15	AXVU009-237	Screen Kit	50
16	AXV054FH	Float Kit	25
17	AXV055P	Turbine Bearing (2 pack)	50
18	AXV602P	Turbine Kit (turbine and 2 turbine bearings)	25
19	AXV621DAT	Kit-Universal, Turbine/A-Frame	10
20	AXV313	A-Frame Saddle Clip Retaining Screw	25
21	AXV050CWH	Lower Middle Body	10
22	AXV417WHP	Pod Kit	25
23	AXV031B	Flap Adjuster	25
24	AXV434WHP	Flap Kit (2 flaps, front and rear springs)	50
25	AXV230DWH	Open Lower Body	10
26a	AXV603	Access Cover Assembly, Concrete	25
26b	AXV603A	Access Cover Assembly, Vinyl	25
26c	AXV603CLO	Access Cover Assembly, Concrete Large Skids	25
27	AXV314P	Captive Screw with Clip	25
28a	AXV414P	Shoes, Concrete (4 pack)	25
28b	AXV413P	Shoes, Vinyl (4 pack)	25
29	AXV604WHP	Wing Kit	50
30	AXV621D	Kit-Universal, A-Frame	25

# PoolVac V-Flex™

## REPLACEMENT PARTS

### Parts Diagram



Cleaners

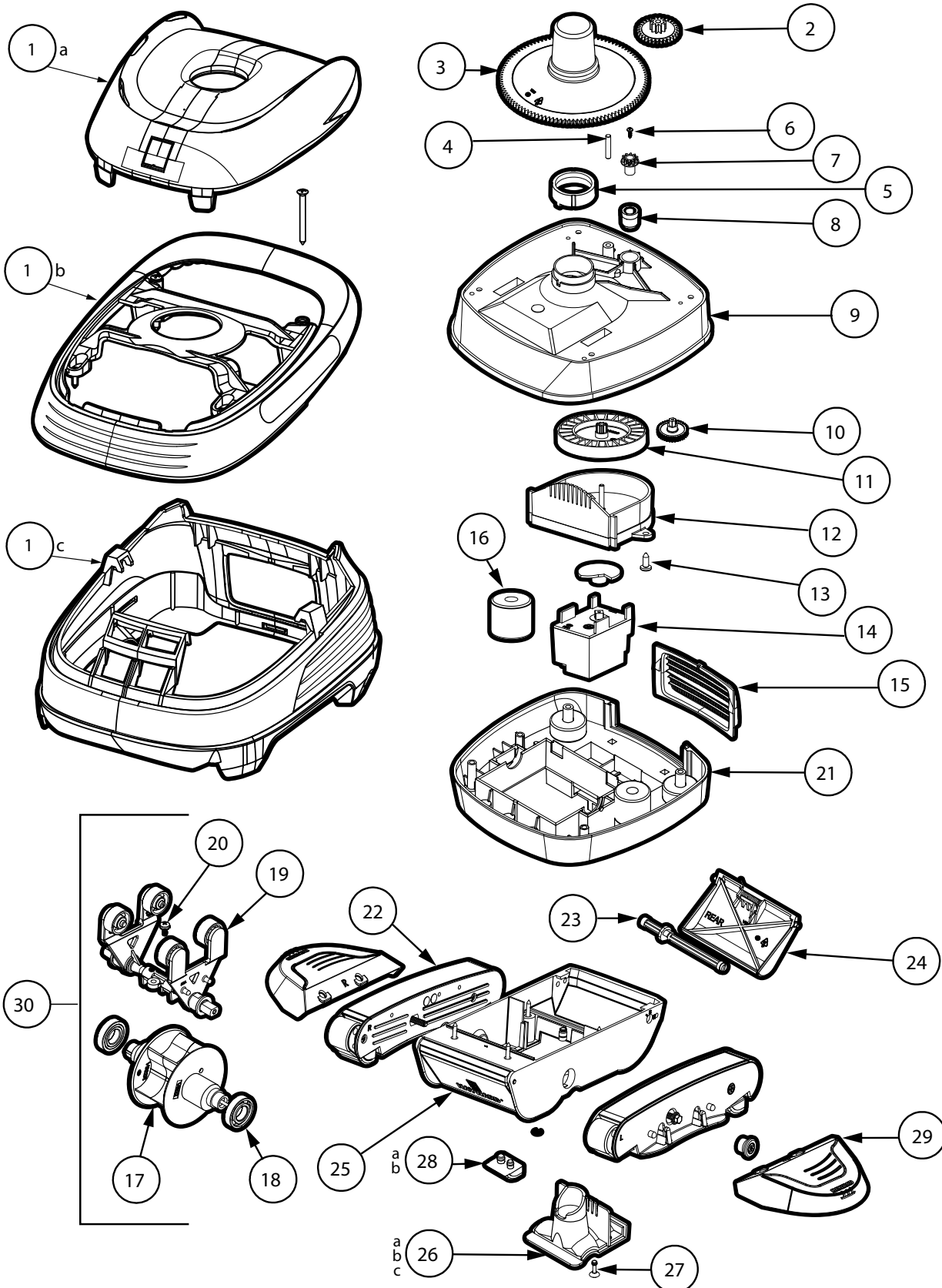
### Parts Listing

Ref. No.	Part No.	Description	Ctn. Qty.
1a	HSXV017SA-237	Assembly, Cover-PV V-Flex	1
1b	HSXV018SA-236	Assembly, Handle-PV V-Flex	1
1c	AXVU015-237	Assembly, Shell and Skirt, PV V-Flex	1
2	AXV301	Inter Gear	25
3	AXV070	Cone Gear, Clear	10
4	AXV309	Inter Gear Shaft	50
5	AXV306	Cone Gear Bushing	25
6	AXV068	Spindle Gear Screw	50
7	AXV303	Cone Spindle Gear	25
8	AXV066A	Cone Spindle Gear Bushing	25
9	HSXV060R237	Upper Middle Body	10
10	AXV064A	Medium Turbine Drive Gear	25
11	AXV062C	Medium Turbine	25
12	AXV009	Medium Turbine Case/Axle Assembly	25
13	AXV065P	Upper Body Screw (6 pack)	25
14	AXV054FH	Float Kit	25
15	AXV408P	Gear Box Assembly	25
16	AXVU009-237	Screen Kit	50
17	HSX304060	Turbine Shaft Retainer (2 pack)	25
18	HSXV3000SAC	Turbine Kit (turbine and 2 turbine bearings)	25
19	HSXV050C237	Lower Body, Housing	10
20	AXV230D-237	Open Lower Body	10
21	AXV031B	Flap Adjuster	25
22	AXV434-237	Flap Kit (2 flaps, front and rear springs)	50
23	HSXV3010SA	Kit, Turbine/A-Frame 5 Vane	10
24	AXV313	Lower Body Screw	25
25	AXV417-237	Pod Kit	25
26	AXV604-237	Wing Kit	50
27a	AXV414P	Shoes, Concrete (4 pack)	25
27b	AXV413P	Shoes, Vinyl (4 pack)	25
28a	AXV603	Access Cover Assembly, Concrete	25
28b	AXV603A	Access Cover Assembly, Vinyl	25
28c	AXV603CLO	Access Cover Assembly, Concrete – Large Skids	25
29	AXV314P	Captive Screw with Clip	25
30	VX3010SA	A-Frame	10

# PoolVac XL™

## REPLACEMENT PARTS

### Parts Diagram



Cleaners


## Parts Listing

Ref. No.	Part No.	Description	Ctn. Qty.
1a	AXVU018	PoolVac XL Cover Assembly	1
1b	AXVU019	PoolVac XL Handle Assembly	1
1c	AXVU015	PoolVac XL Skirt Assembly	1
2	AXV301	Inter Gear	25
3	AXV070	Cone Gear, Clear	10
4	AXV309	Inter Gear Shaft	50
5	AXV306	Cone Gear Bushing	25
6	AXV068	Spindle Gear Screw	50
7	AXV303	Cone Spindle Gear	25
8	AXV066A	Cone Spindle Gear Bushing	25
9	AXV060WH	Upper Middle Body	10
10	AXV064A	Medium Turbine Drive Gear	25
11	AXV062C	Medium Turbine	25
12	AXV009	Medium Turbine Case/Axle Assembly	25
13	AXV065P	Upper Body Screw (6 pack)	25
14	AXV408P	Gear Box Assembly	25
15	AXVU009	Screen Kit	50
16	AXV054FH	Float Kit	25
17	AXV602P	Turbine Kit (turbine and 2 turbine bearings)	25
18	AXV055P	Turbine Bearing (2 pack)	50
19	AXV621D	Kit-Universal, A-Frame	25
20	AXV313	A-Frame Saddle Clip Retaining Screw	25
21	AXV050CWH	Lower Body	10
22	AXV417WHP	Pod Kit	25
23	AXV031B	Flap Adjuster	25
24	AXV621DAT	Kit-Universal, Turbine/A-Frame	10
25	AXV230DWH	Open Lower Body	10
26a	AXV603	Access Cover Assembly, Concrete	25
26b	AXV603A	Access Cover Assembly, Vinyl	25
26c	AXV603CLO	Access Cover Assembly, Concrete – Large Skids	25
27	AXV314P	Captive Screw with Clip	25
28a	AXV414P	Shoes, Concrete (4 pack)	25
28b	AXV413P	Shoes, Vinyl (4 pack)	25
29	AXV604WHP	Wing Kit	50
30	AXV434WHP	Flap Kit (2 flaps, front and rear springs)	50

# AquaNaut® 200 & 250

REPLACEMENT PARTS

## Parts Diagram



Cleaners

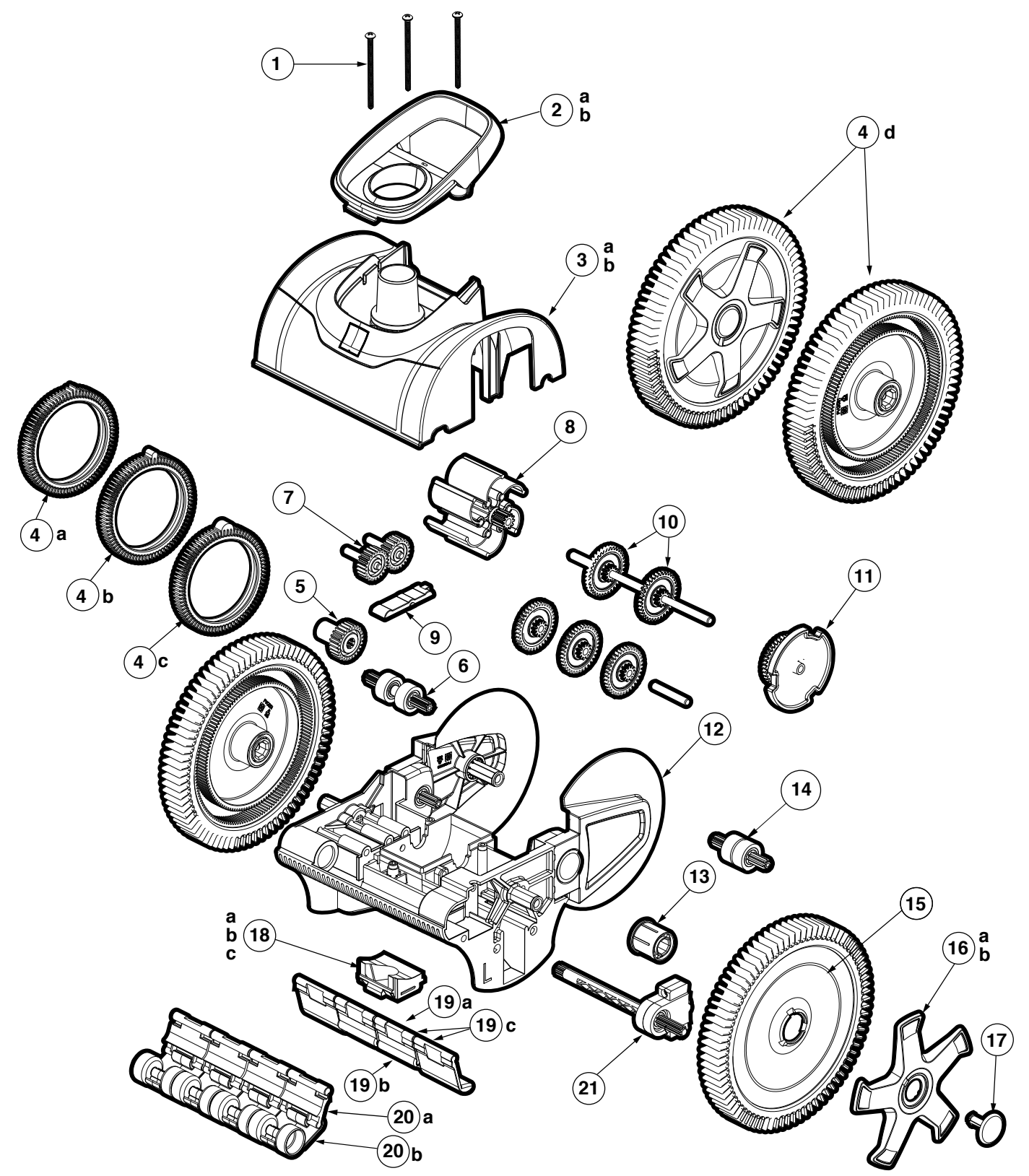
### Parts Listing

Ref. No.	Part No.	Description	Ctn. Qty.
1	SCRX4012PK3	Screw, #10 x 3 18-8 (3 pack)	20
2a	PVXS0002-234-01	Handle, 200 Blue Met Printed	10
2b	PVXE0002-234-01	Handle, 250 Blue Met Printed	10
3a	PVXS01SA-237-01	Upper Body, Blue Logo	1
3b	PVXE0001SA-237	Upper Body	1
4a	PVX075PK2-234	Wheel Tread, Finger Hump, Blue Met (2 pack)	10
4b	PVXS11PK2-234	Wheel Tread, Super, Blue Met (2 pack)	10
4c	PVX679PK2	Wheel Tread, Super Super, Blue (2 pack)	10
4d	PVXS16PK2-234	Wheel Tread, Blue Met – Optional (2 pack)	10
5	PVXH007	Gear, Drive, Large	25
6	PVXH008PK2	Gear, Drive, Small (2 pack)	20
7	PVXS0007	Shaft Retainer, White Plastic	25
8	PVXH038SA	Turbine, 6-Vane Kit	10
9	PVXH009PK5	Gear, Reduction (5 pack)	10
10	PVXH036009	Steering Cam Gear 2x2	10
11	PVXH019SA	Shaft Bearing	25
12	PVX792SA-236	Lower Body, Black Met	1
13	PVX976PK2	Wheel Bearing (2 pack)	10
14	PVX051-236	Wheel Hub, Black Met	20
15	PVXS005PK2-237	Wheel Style, 5-Spoke Gray Met (2 pack)	20
16	PVXS0006-237	Wheel Retainer, Gray Met	20
17a	PVX990S-207	Inlet, Suction, Small, Gray	10
17b	PVX990M-236	Inlet, Suction, Medium, Black Met	10
17c	PVX990L-207	Inlet, Suction, Large, Gray	10
18a	PVXH014BKPK4	Bracket Skirt, Black (4 pack)	10
18b	PVXH013BKPK4	Skirt, Black (4 pack)	10
19	PVXH011SA	Steering Bracket Roller	20
20a	PVXH014BKPK4	Bracket Skirt (4 pack)	10
20b	PVX043042BKPK4	Roller Skirt, Black (4 pack)	10
—	PVX631PK2	Hose Float, Black (2 pack)	10

# AquaNaut® 400 & 450

REPLACEMENT PARTS

## Parts Diagram



Cleaners



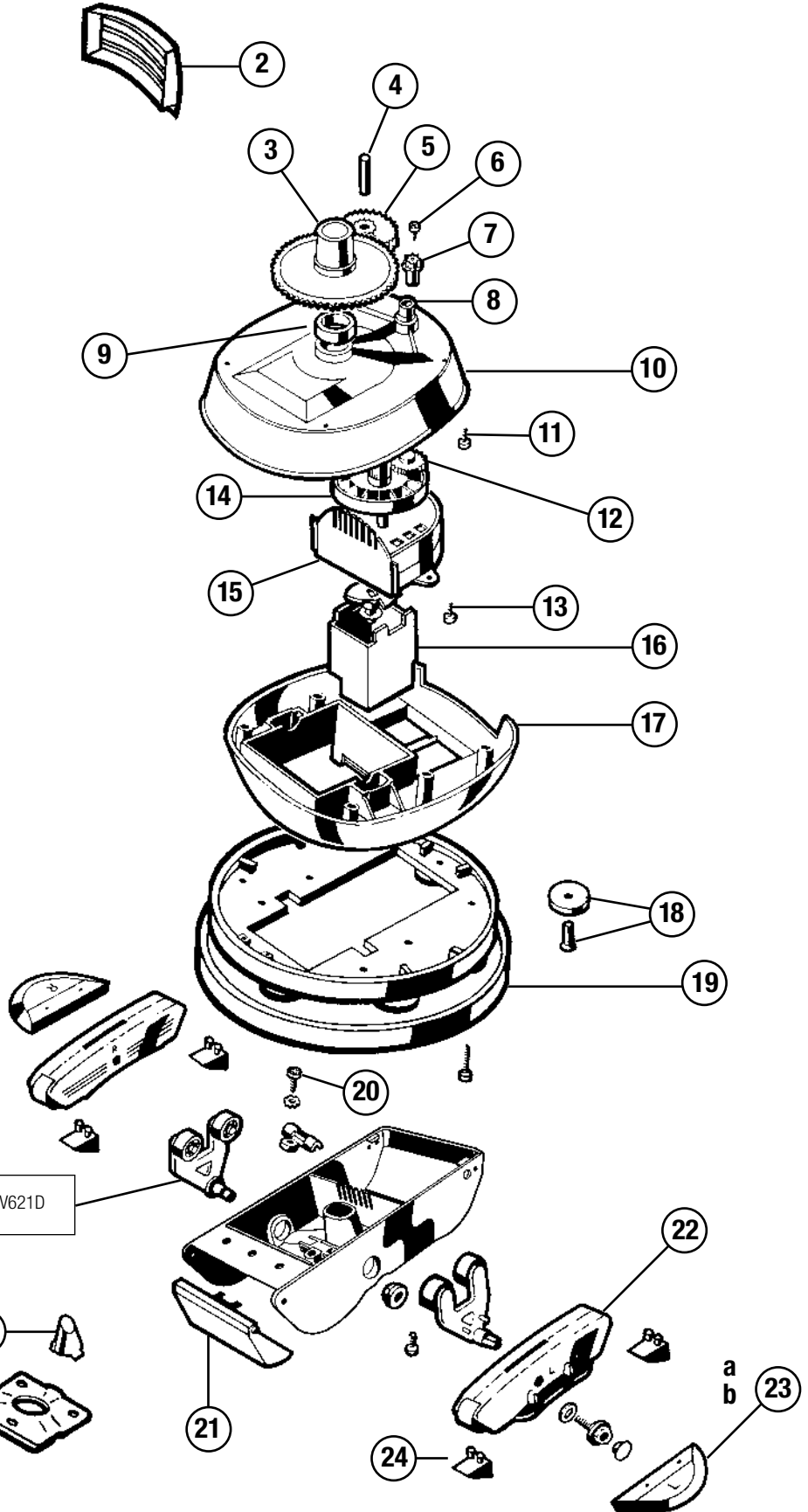
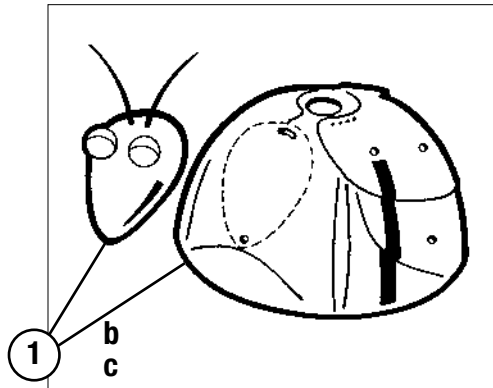
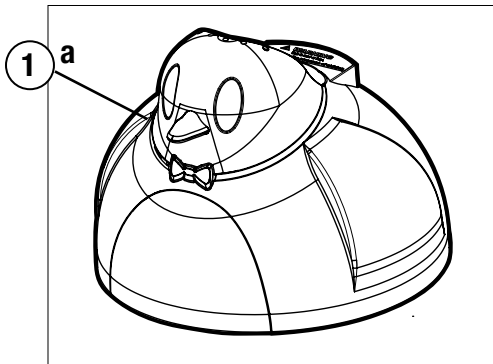
### Parts Listing

Ref. No.	Part No.	Description	Ctn. Qty.
1	SCRX4012PK3	Screw, #10 x 3 18-8 (3 pack)	20
2a	PVXS0002-234-02	Handle, 400 Blue Met, Upper Body 400, Blue Logo	10
2b	PVXE0002-234-02	Handle, 450 Blue Met	10
3a	PVXS01SA-237-01	Upper Body, Blue Logo	1
3b	PVXE0001SA-237	Upper Body, 450 Blue Logo	1
4a	PVX075PK2-234	Wheel Tread, Finger Hump, Blue Met (2 pack)	10
4b	PVXS11PK2-234	Wheel Tread, Super, Blue Met (2 pack)	10
4c	PVX679PK2	Wheel Tread, Super Super, Blue (2 pack)	10
4d	PVXS16PK2-234	Wheel Tread, Blue Met – Optional (2 pack)	10
5	PVXH007	Gear, Drive, Large	25
6	PVXH019SA	Shaft Bearing	25
7	PVXH008PK2	Gear, Drive, Small (2 pack)	20
8	PVXH038SA	Turbine, 6-Vane Kit	10
9	PVXS0007	Shaft Retainer, White Plastic	25
10	PVXH009PK5	Gear, Reduction (5 pack)	20
11	PVXH010009	Steering Cam Gear 4x4	10
12	PVXS0009-236	Lower Body, 4-Wheel, Black Met	1
13	PVX976PK2	Wheel Bearing (2 pack)	10
14	PVXH020SA	Gear Shaft, Rear	25
15	PVX051-236	Wheel Hub, Black Met	20
16a	PVXS005PK2-237	Wheel Style 400, 5-Spoke Gray Met (2 pack)	20
16b	PVXE003PK2-237	Wheel Style 450, 4-Spoke Gray Met (2 pack)	20
17	PVXS0006-237	Wheel Retainer, Gray Met	20
18a	PVX990S-207	Inlet, Suction, Small, Gray	10
18b	PVX990M-236	Inlet, Suction, Medium, Black Met	10
18c	PVX990L-207	Inlet, Suction, Large, Gray	10
19a	PVXH014BKPK4	Bracket Skirt (4 pack)	10
19b	PVXH013BKPK4	Skirt, Black (4 pack)	10
19c	PVX013028BK	Rear Skirt Kit, Black (2 Hinged/2 Non Hinged) 4 Wheel Only	10
20a	PVXH014BKPK4	Bracket Skirt (4 pack)	10
20b	PVX043042BKPK4	Roller Skirt, Black (4 pack)	10
21	PVXH011SA	Steering Bracket Roller	20
-	PVX631PK2	Hose Float, Black (2 pack)	10

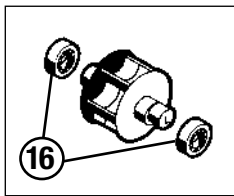
# Penguin/Whale/Diver Dave®

ABOVE-GROUND CLEANER REPLACEMENT PARTS

## Parts Diagram



A-Frame Kit AXV621D



Turbine Kit AXV112P

# Penguin/Whale®/Diver Dave®

ABOVE-GROUND CLEANER REPLACEMENT PARTS

## Parts Listing


Ref. No.	Part No.	Description	Ctn Qty.	No. Req'd
1a	AXV100P	Shell Assembly Kit, Penguin	1	1
1b	AXV500AOR	Shell Assembly Kit AquaBug, Orange	1	1
1c	AXV500AYL	Shell Assembly Kit Aqua Critter, Yellow	1	1
2	AXV513BK	Screen, Black	10	1
3	AXV070	Cone Gear	10	1
4	AXV309	Intermediate Gear Shaft	50	1
5	AXV301	Intermediate Gear	25	1
6	AXV068	Spindle Gear Screw	50	1
7	AXV303	Spindle Gear	25	1
8	AXV066A	Spindle Gear Bushing	25	1
9	AXV306	Cone Gear Bushing	25	1
10	AXV060WH	Upper Middle Body	10	1
11	AXV065P	Lower/Upper Body Screw (6 pack)	25	1
12	AXV064A	Medium Turbine Drive Gear	25	1
13	AXV062C	Medium Turbine	25	1
14	AXV009	Medium Turbine Case with Axle	25	1
15	AXV055P	Turbine Bearings (2)	50	1
16	AXV518P	Gear Box	25	1
17	AXV050CWH	Lower Middle Body	10	1
18	AXV551P	Wheel Kit (6 wheels, axles)	25	1
19	AXV458	Ring, Black	5	1
20	AXV313	Lower Body Screw	25	1
21	AXV442	Flap Kit, White (2 flaps, front and rear)	50	1
22	AXV417WHP	Pod Kit	25	1
23a	AXV552WHP	Wing Kit, White	50	1
23b	AXV552ORP	Wing Kit, Orange	50	1
24	AXV014SP	Slotted Santoprene Shoes (4 pack)	25	1
25	AXV304A	Bottom Plate	20	1
26	AXV512A	Nozzle	50	1

# AquaBug®, Penguin, Whale® & Diver Dave®

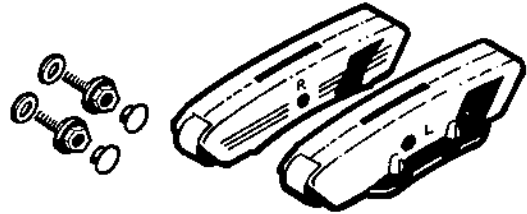
PARTS KITS AND ACCESSORIES FOR ABOVE-GROUND CLEANERS

## Parts Diagram

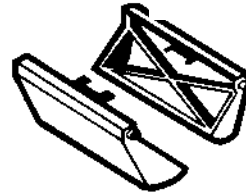
AXV621DAT Universal A-Frame/Turbine Kit




AXV417WHP Pod Kit, White



AXV434WHP Propulsion/Conversion Kit




AXV621D Universal A-Frame Kit



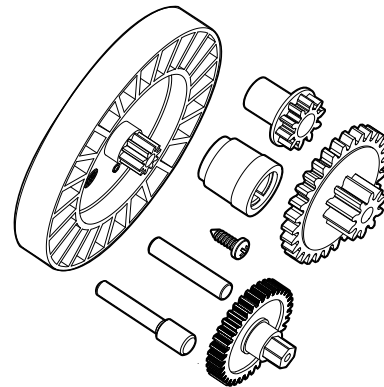
AXV093BP Skimmer Adapter Cone



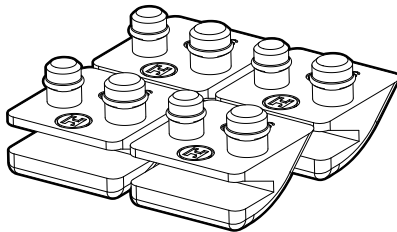
AXV112P Turbine Kit Above Ground



AXV079VP Medium Turbine/Spindle Gear Kit



AXV014SP Pod Shoes



NOTE: \*Limited quantities available

# AquaBug®, Penguin, Whale® & Diver Dave®

PARTS KITS FOR ABOVE-GROUND CLEANERS

## Parts Listing

Part No.	Description	Ctn. Qty.	No. Req'd
AXV014SP	Pod Shoes, Fiberglass (4 pack)	25	1
AXV014FNP	Pod Shoe Kit, Vinyl (4 pack)	25	1
AXV434WHP	Flap Kit, White (Includes front and rear flap assemblies)	50	1
AXV621DAT	A-Frame/Turbine Kit (Includes two A-frames and bushings, saddle, keeper, main turbine and bearings, hex head pod screws and pod screw washers)	10	1
AXV055P	Turbine Bearing Kit (2 pack)	50	1
AXV065P	Upper Body Screw Kit (6 pack)	25	1
AXV079VP	Medium Turbine/Spindle Gear Kit, Vinyl (medium turbine, drive gear, bushing, spindle gear, screw, medium turbine axle, intermediate gear, intermediate gear axle)	25	1
AXV621D	A-Frame Kit (Includes two A-frames and bushings, saddle, keeper, two hex head pod screws and two pod screw washers)	25	1
AXV112P	Turbine Kit, Above Ground (Includes main turbine and two turbine bearings)	25	1
AXV417WHP	Pod Kit, White (Includes right and left pod assemblies)	25	1
AXV699P	A-Frame Bushing/Saddle Kit	25	1
AXV552WHP	Wing Kit, White (Includes left and right wings)	50	1
AXV552ORP	Wing Kit, Orange (Includes left and right wings)	50	1

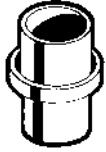
Cleaners

# PoolVac & Navigator®

PARTS KITS AND ACCESSORIES FOR CONCRETE AND VINYL MODELS

## Parts Diagram


AXV092 Hose Connector



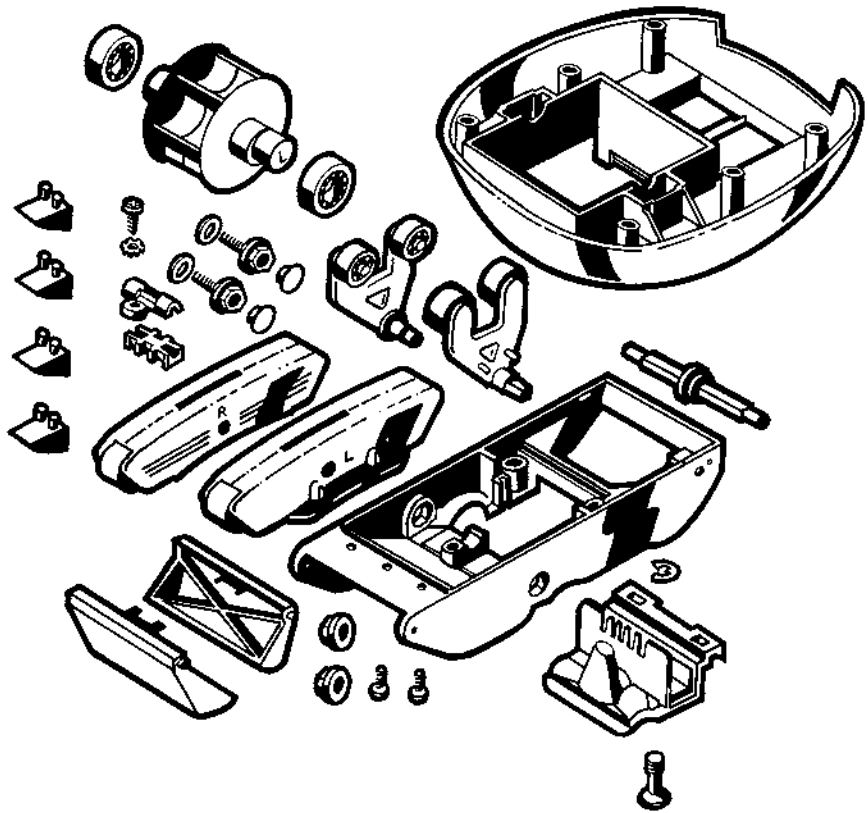
AXV098 Hose Adapter




AXV602P Turbine Kit




AXV622DPK Propulsion/Conversion Kit



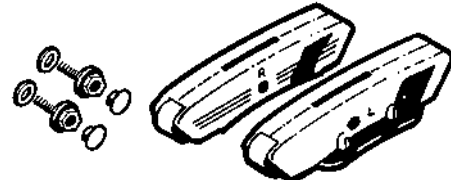
AXV621DAT Universal Model A-Frame/Turbine Kit



AXV621D Universal A-Frame Kit



AXV417WHP Pod Kit



Cleaners

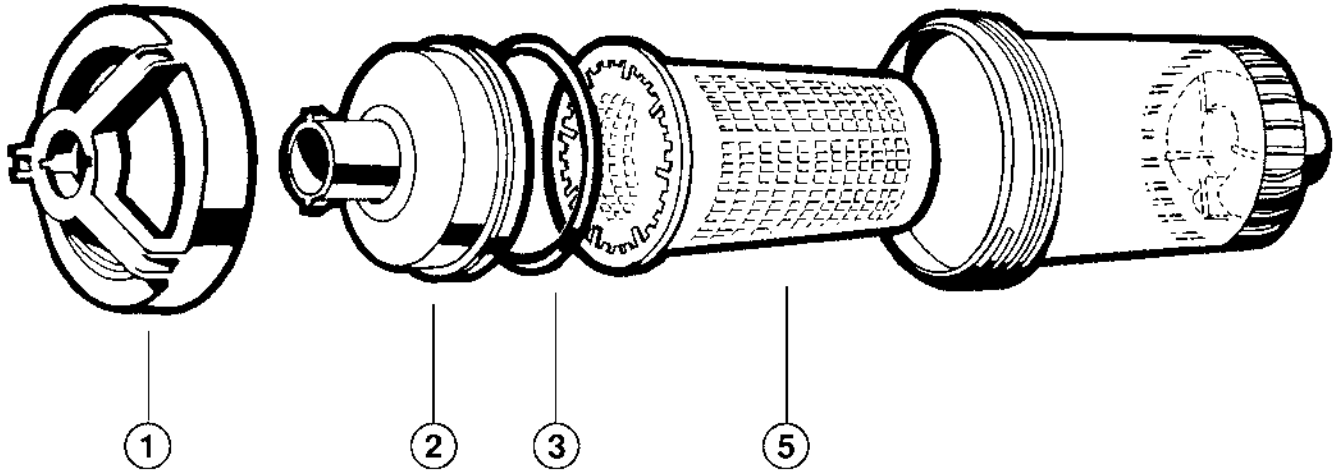
Parts Listing			
Part No.	Black	Description	Ctn. Qty.
AXV414604WHP	—	<b>Shoe and Wing Maintenance Kit</b> (Includes one set of concrete shoes and one set of wings)	50
AXV079VP	—	<b>Medium Turbine/Spindle Gear Kit</b> (Includes medium turbine, drive gear bushing, spindle gear, screw, medium turbine axle, intermediate gear, intermediate gear axle)	25
AXV621D	—	<b>Universal A-Frame Kit</b> (Includes two A-frames and bushings, saddle, keeper, two hex head pod screws and pod screw washers)	25
AXV602P	—	<b>Turbine Kit</b> (Includes main turbine and two turbine bearings)	25
AXV621417WHP		<b>A-Frame and Pod Tune Up Kit</b> (Includes two soft roller A-frames and bushings, saddle, keeper, main turbine and bearings, hex head pod screws, pod screw washers, right and left pods and pod plugs)	10
AXV621DAT	—	<b>Universal A-Frame/Turbine Kit</b> (Includes two soft roller A-frames and bushings, saddle, keeper, main turbine and bearings, hex head pod screws and pod screw washers)	10
AXV417WHP	AXV417BKP	<b>Pod Kit</b> (Includes right and left pods and pod plugs)	25
AXV699P	—	<b>A-Frame/Bushing/Saddle Kit</b> Includes two bushings, saddle, keeper, screw and washer)	25
AXV622DPK	AXV622DPKBK	<b>Concrete Universal Propulsion/Conversion Kit</b> (Includes access cover assembly, lower body and screws, A-frames and bushings, saddle, keeper, screw and washer, pods, hex head pod screws and washers, flaps and springs, flap adjuster, turbine and bearings, shoes and lower middle body)	1
AXV622604WHP	—	<b>Propulsion and Wing Rebuild Kit</b> (Includes access cover assembly, lower body and screws, A-frames and bushings, saddle, keeper, screw and washer, pods, hex head pod screws and washers, flaps and springs, flap adjuster, turbine and bearings, shoes and lower middle body)	1
AXV092	—	<b>Hose Connector</b>	25
AXV098	—	<b>Hose Adapter</b>	25

# Leaf Canisters

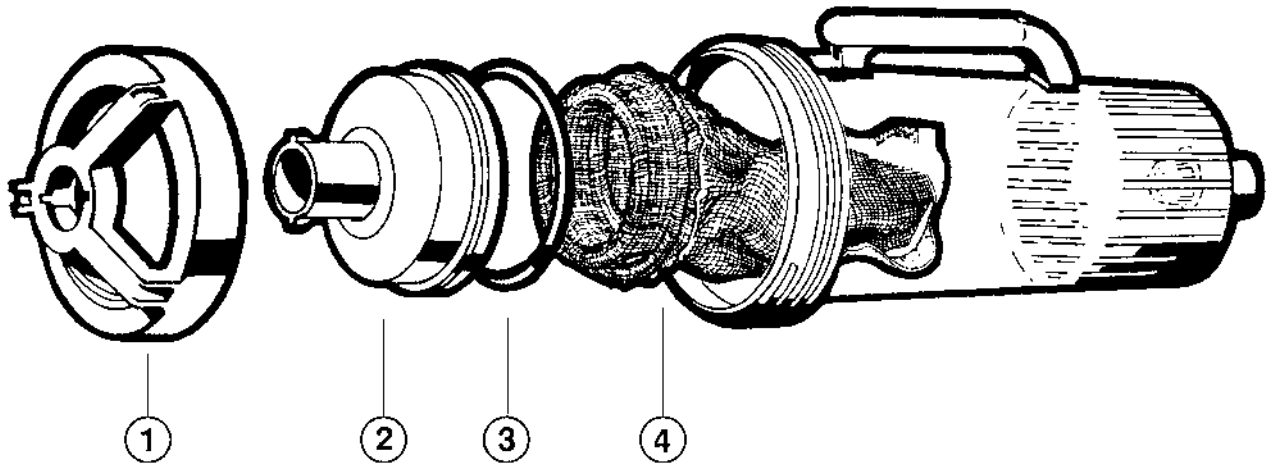
W530 AND 560 SERIES REPLACEMENT PARTS

## Parts Diagram and Parts Listing

### W560 LEAF CANISTER Standard Capacity



### W530 LEAF CANISTER Large Capacity



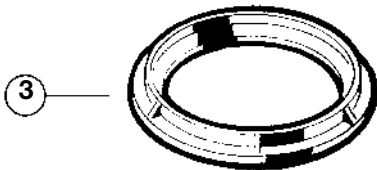
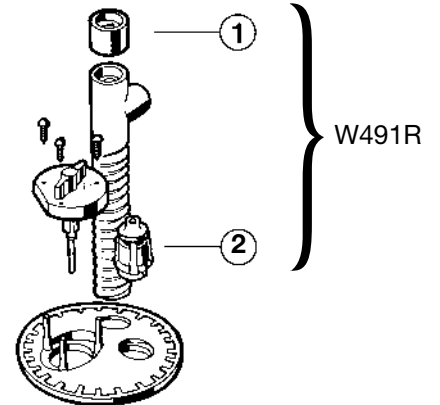
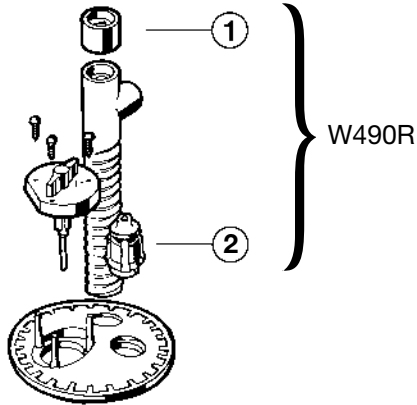
Ref. No.	Part No.	Description	Ctn. Qty.
1	AXW532BL	Lock Ring for W530 and W560	5
2	AXW533AGR	Lid with O-Ring Assembly	10
3	AXW542	Leaf Canister O-Ring for W530 and W560	25
4	AXW538	Permanent Bag for W530	5
5	AXW431ABK	Leaf Basket for W560	8
—	AXV098	Hose Adapter for W530 and W560	25



# Skimmer Vacuum Plates

W490R, W491R SERIES REPLACEMENT PARTS

## Parts Diagram and Parts Listing



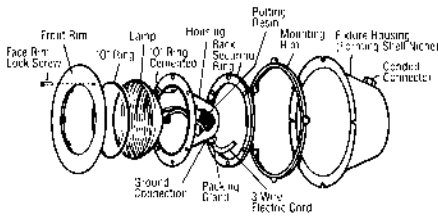
Ref. No.	Part No.	Description	Ctn. Qty.
1	AXV096GR	Vacuum Gauge	20
2	AXW428A	Pressure Relief Valve Assembly	25
3	AXW475	Adapter Ring with Gasket for W490R	10

PARTS AVAILABLE IN LIMITED QUANTITIES

# Underwater Lights & Accessories

## REPLACEMENT PARTS

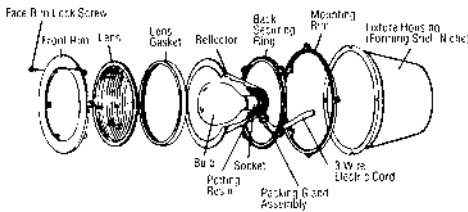
### Cat. Nos. SP0500, 0501, 0502 Sealed Beam Series



SP0500, 0501, 0502

Part No.	Description	Ctn. Qty.
SPX0502Z1	Bulb, 300W, 12V, PAR 56 WFL	12
SPX0501HJ	O-Rings, Large and Small (Set), Special Hi-Temp	1
SPX0503Z20A	Face Rim Lockscrew with Washer	1
SPX0502A	Front Rim, CPB	10
SPX0502Z66	Securing Rim Screw (Set of 6)	1

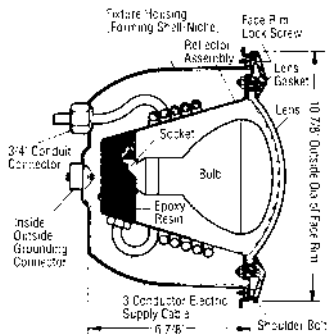
### Cat. Nos. SP0503 (400W, 120V), SP0504 (500W, 110V)



SP0503, 0504

Part No.	Description	Ctn. Qty.
SPX0504Z7	Bulb, 500W, 120V, R-40 Medium Base	12
SPX0503Z2C	Lens Clear (Tempered), 8 3/8"	1
SPX0503W	Lens Gasket, Special Hi-Temp	50
SPX0503Z20A	Face Rim Lockscrew with Washer	1
SPX0503A	Front Rim, CPB	10
SPX0503Z76	Securing Rim Screw (Set of 6)	1

### Cat. Nos. SP0540, 0541, 0542, 0543 (StarLite Series)



SP0540, 0541, 0542, 0543

Part No.	Description	Ctn. Qty.
SPX0540A	Molded Face Rim with Studs	5
SPX0540Z1	Lens - Clear 7 9/16" Diameter (Tempered)	10
SPX0540Z2	Lens Gasket, Special Hi-Temp	20
SPX0540Z16A	Face Rim Lockscrew with Fastener	10
SPX0555Z2	Lower Mounting Screw	10
SPX0540Z4A	No. 10-24 Hex. Nut with Washer for Face Rim Studs	10
SPX0541Z1	300W, 12V, Bulb R-40	12
SPX0504Z7	500W, 120V, Bulb R-40	12

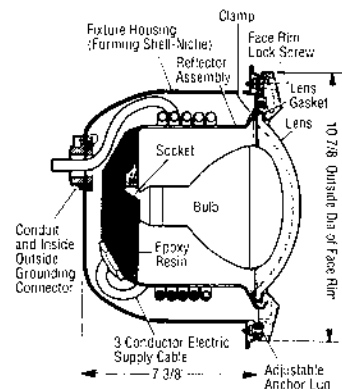
# Underwater Lights & Accessories

REPLACEMENT PARTS (continued)

## Cat. Nos. SP0560, 0570 (DuraLite Series)

Part No.	Description	Ctn. Qty.
SPX0580A1	Molded Face Plate (for 570 Series with N Suffix)	20
SPX0570A	Molded Face Rim with Integral Flange (Smooth)	5
SPX0560EA	Clamp Screw with Nut and Washer	1
SPX0540Z16A	Retainer Screw Set	10

**NOTE:** All other parts same as standard SP0580 Astrolite Series.



SP0560, 0570 SERIES

## Cat. Nos. SP0580, 0580S (AstroLite Series)

Part No.	Description	Ctn. Qty.
SPX0580A	Molded Face Rim	4
SPX0580AS	Stainless Steel Face Rim	20
SPX0580Z2	Lens Gasket	100
SPX0580B	Assembly Clamp with Screw, Nut and Washer (SP0580 Series)	20
SPX0580BS	Assembly Clamp with Screw, Nut and Washer (SP0580S Series)	20
SPX0580Z3	Face Rim Lockscrew with Fastener – SP580S	20
SPX0580Z1	Face Rim Lockscrew with Fastener – SP580	10

**NOTE:** All other parts same as Starlite Series.

## Cat. Nos. SP0590S, 0590HS (AstroLite II Series)

Part No.	Description	Ctn. Qty.
SPX0590A	Stainless Steel Face Rim	5
SPX0590E	Snap-on Plastic Face Rim	50
SPX0590G	Lens Gasket	10
SPX0590Z2A	Face Rim Lockscrew with Fastener	10
SPX0550Z4	12V, 100W Bulb – Incandescent	12
SPX0551Z4	120V, 100W Bulb – Incandescent	1
SPX0591H	120V, 100W Bulb – Halogen	12
SPX0590K	Blue and Red Replacement Lens Cover Kit	12
SPX0608C	Face Ring Assembly	10
SPX0608G	Gasket	10
SPX0608CP	Card Seal Kit	10

# Underwater Lights & Accessories

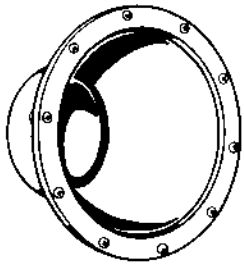
REPLACEMENT PARTS (continued)

## Cat. Nos. SP0520, 0530 (ColorLogic Series)

Part No.	Description	Ctn. Qty.
SPX0533AS	Stainless Steel Face Rim (Small)	10

## Cat. Nos. SP0600, 0607, 0608U PVC Niches

Part No.	Description	Ctn. Qty.
SPX0600G	Grounding Bracket Assembly	1
SPX0555Z2	Bottom Mounting Screw (SP0600 and SP0607)	10
SPX0507A1	Front Frame, White (SP0607)	5
SPX0507A1DGR	Front Frame, Dark Gray (SP0607)	5
SPX0506D	Gasket (607)	10
SPX0507D	Back Retaining Ring (SP0607)	25
SPX0607Z1A	Screw Set	25
SPX0608C	Face Ring Assembly, White	10
SPX0608CDGR	Face Ring Assembly, Dark Gray	10
SPX0608G	Gasket	10
SPX0608CP	Cord Seal Kit	10



SP0506

## Cat. Nos. LFGUY1000 & LGGUY1000 PVC Niches

Part No.	Description	Ctn. Qty.
SPX0608CP	Cord Seal Kit	10
SPX0800LPAK2	Latch for Shallow Niche	10
SPX0506A	Front Frame, CPB	5
SPX0506D	Gasket	10
SPX0506Z1A	Screw Set	1
SPX0800Z1	UCL Pool Light Retainer Screw Kit	10
SPX0601Z2PAK4	UCL Spa Light Plastic Retainer Screw Kit	10

## ProSeries Accessories Buying Guide

Model Number	Description
PRX500960	ProSeries White LED Bulb
PRXD240P	ProSeries Face Plate - White
SPX9474	Niche (Vinyl)
SPX9470	Niche (Concrete)
PRXD240DGR	Face Plate - Dark Gray
PRXD240GR	Face Plate - Gray

## Transformer Buying Guide

Model Number	Description	Wattage
LTBCY11300	Wall mounted transformer	300
LTSUY11300*	Wall mounted transformer, 4 relays	300

**Note:** \*This SKU is for use with Hayward Omni Automation only

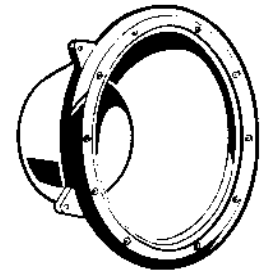


# Underwater Lights & Accessories

REPLACEMENT PARTS (continued)

## Cat. No. SP0507 Shell Assemblies

Part No.	Description	Ctn. Qty.
SPX0507A1	Front Frame, ABS, White	5
SPX0506D	Gasket	10
SPX0507D	Back Retaining Rim	25



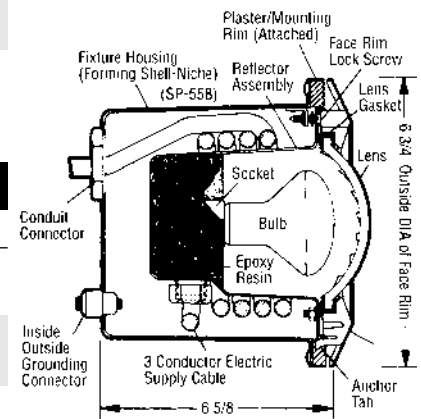
SP0507, 0607

## Cat. Nos. SP0550, 0551 (StarLite II Series)

Part No.	Description	Ctn. Qty.
SPX0550Z2	Lens Gasket, Hi-Temp	20
SPX0540Z4A	No. 10-24 Hex. Nut with Washer for Studs	10
SPX0550Z4	100 Watt, 12 Volt Bulb, R-20	12
SPX0551Z4	100 Watt, 120 Volt Bulb, R-20	1

## Cat. No. SP056525 – Elite Above-Ground Light

Part No.	Description	Ctn. Qty.
SPX0565Z1	Replacement 12 Volt/50 Watt Halogen Lamp with Reflector	20
SPX0565BA	Lens for Model SP056525	6
SPX0565G	Gasket	10
SPX0565N	Fastening Nut	10



SP0550

## Cat. No. LACUx11xxx – 320/160

Part No.	Description	Ctn. Qty.
GLX-HAL-CRING	Replacement Compression Ring for 320/160	1

# Suction Outlets

## REPLACEMENT PARTS




WG1051AVPAK2



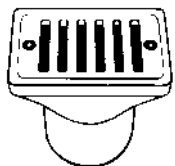
WG1153AVPAK2



WG1030AVPAK2



WG1032HF2PAK2



SP1019

### Suction Outlets

Part Number	Description	Ctn. Qty.
SPX1411Z5A	Grate Securing Screw (Set of 2) – SP1048C	25
WXG1153B*	Extension Collar with Inserts	10
SPX1058DPAK2	Gasket Kit (Set of 2) – SP1058, SP1059	25
WXG1048B*	Vinyl Ring, 7 7/8" O.D. (SP1048, SP1049, WG1048, WG1049)	40
SPX1048DPAK2	Gasket Kit (Set of 2) – SP1048, SP1049, WG1048, WG1049	50
SPX1039Z18	Vinyl Ring Screw (Set of 8) (SP1048, SP1049, WG1048, WG1049)	20
WXG1048E*,**	Cover, Suction Outlet – White (All Round Suction Outlets)	10
SPX1030Z1A	Cover Screw (Set of 2) (SP1048E only)	25
WXG1030Z1A	Cover Screw (Set of 2) (WXG1048E on drains without metal inserts only)	100
WXG1030Z1AM	Cover Screw (Set of 2) (WXG1048E on drains with metal inserts only)	100
SPX1030Z2A	Cover Screw (Set of 2) (SPX1048E on SP1048, SP1049 drains only)	25
WXG1030Z2A	Cover Screw (Set of 2) (WXG1048E on SP1048, SP1049 drains without metal inserts only)	100
WXG1030Z2AM	Cover Screw (Set of 2) (WXG1048E on SP1048, SP1049 drains with metal inserts only)	100
SPX1051Z1	1 1/2" Plastic Pipe Plug	50
SPX1053Z1	2" Plastic Pipe Plug	100

**NOTES:** \*Available in Gray, Dark Gray and Black – add suffix GR for Gray, DGR for Dark Gray and BLK for Black.

\*\*Includes all necessary cover screw sets for use on sumps and frames with or without metal inserts.

### Gutter Drains

Part Number	Description	Ctn. Qty.
SP1019BA	Grate with Screw Set (SP1019)	100

# Chlorine & Bromine Feeders

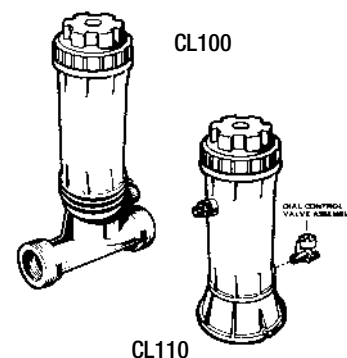
REPLACEMENT PARTS

## CL100 and CL110 Series Chlorine Feeders

Part No.	Description	Ctn. Qty.
CLX110C*	Cover	8
CLX110K	O-Ring, Special Composition Viton	100
CLX110DA	Dial Control Valve Assembly	50
CLX110FA	Control Knob Assembly (CL100)	100

**NOTES:** Fittings, tubing, clamps, drain plug and check valve are same as CL200 and CL220 Series.

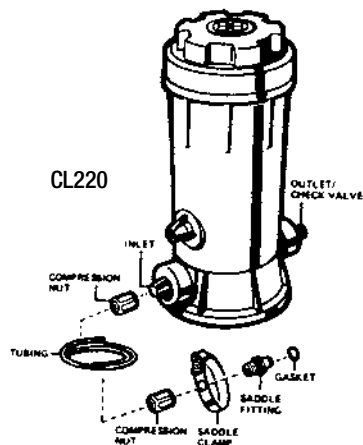
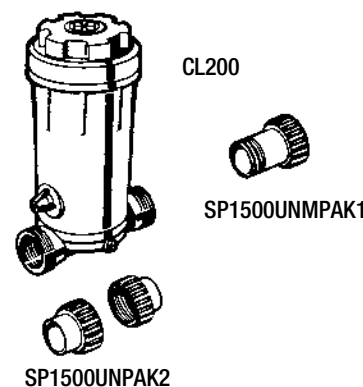
\*For bromine feeders, add a "2" to the end of the part number.



## CL200 and CL220 Series Chlorine Feeders

Part No.	Description	Ctn. Qty.
CLX200EGA	Cover Retaining Screw with Slip Washers and Center Cap	50
CLX200C*	Cover Cap	5
CLX200CA	Cover and Cap Assembly (Includes O-Ring)	5
CLX200B*	Cover	5
CLX200K	O-Ring, Special Composition Viton	100
CLX200DA	Feeder Tube and Boot	40
CLX200PA	Control Knob Assembly with O-Rings (Viton) – large (1989)	100
SPX1700FGV	Drain Plug with Gasket	100
CLX220B	Base (CL220)	10
CLX200BS	Base (CL200)	10
CLX220EA	Check Valve and Inlet Fitting Adapter Assembly	100
CLX220G	Saddle Fitting	100
CLX220GA	Saddle Fitting, Nut, Gasket, Saddle Clamp and 4 ft. Tubing	20
CLX220K	Saddle Clamp	50
CLX220J	8 ft. Length Chlorinator Tubing	25
CLX220HPAK4	Compression Nut (Set of 4)	25
CLX220P	1/4" Adapter Fitting	50
SPX1091Z7TC	Combo Adapter with 1/4" Tap	50
SPX1105Z4TC	Elbow Adapter with 1/4" Tap	10
SPX1480BTC	Union End with 1/4" Tap	50
SP1500UNPAK2	Female Union End Connector Pak (Includes 2 each Socket Connector, Union Nut, O-Ring)	50
SP1500UNPAK1	Male Union End Connector Pak (includes 1 each 1 1/2" MPT Nipple Connector, Union Nut, O-Ring)	50

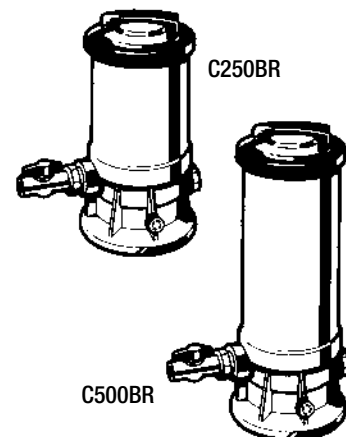
**NOTE:** \*For bromine feeders, add a "2" to the end of the part number.



## C250CF, 500CF, 1100CF, 1800CF Chemical Feeders (see note)

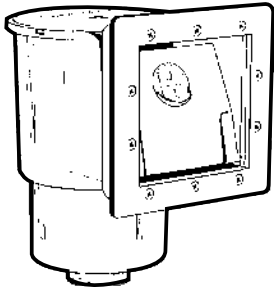
Part No.	Description	Ctn. Qty.
SPX3100D	Cover	10
SP3100T	Cover Removal Tool	25
SPX3000SV	Cover O-Ring, Special Composition Viton	50
CX500J	Strainer	1
CX250Z14A	1/2" Drain Plug	50
SPX0605Z2V	Drain Plug O-Ring, Special Composition Viton	10
CX500BV	3/4" Control Valve with Dial Indicator (C250BR, 500BR)	15
CX500CV	3/4" Check Valve (C250BR, 500BR)	25
CX1100CV	1 1/2" Check Valve	5

**NOTE:** Formerly "BR" (Bromine) and "BRC" (Chlorine) feeders.



# Automatic Skimmers

## REPLACEMENT PARTS



SP1091LX

### Cat. Nos. SP1090, SP1090WM, 1092

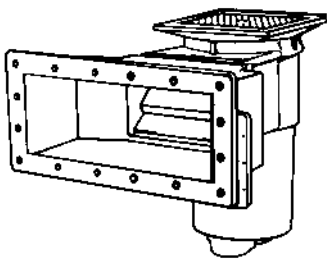
Part No.	Description	Ctn. Qty.
SPX1096CA	Basket, 5 1/8" O.D. x 3"	10
SPX1096B	Cover	10
SPX1096A2	Basket Support Ring	50
SPX1096K	Weir	10
SPX1090D	Face Plate	50
SPX1094GPAK2	Gasket (Set of 2)	25
SPX1090GA	Throttle Plate with Screw	1
SPX1090Z1A	Face Plate Screw Set	1
SPX1030Z1C	Face Plate Screw Set – 1 1/4" long	10
SPX1092C	Access Plug	1

### Wide Mouth Skimmer Parts – No. SP1090WM:

SPX1090WMCV	Cover	10
SPX1090WMSB	Skimmer Basket	10
SPX1090WMW	Weir	10
SPX1090WMVA	Vacuum Adapter	10
SPX1090WMFP	Face Plate	10
SPX1090WMSG	Sealing Gasket (Set of 2)	50

### Cat. Nos. SP1091LX, SP1091WM

Part No.	Description	Ctn. Qty.
SPX1091B	Skimmer Cover	10
SPX1091C	Basket with Handle	12
SPX1091K1	Weir	10
SPX1091D	Face Plate Standard	10
SPX1091E	Widemouth Extension	1
SPX1091F	Face Plate Widemouth	10
SPX1091G	Gasket STD, Butterfly	50
SPX1091GW	Gasket Widemouth, Butterfly	50
SPX1090Z6A	Standard Screw Set	50
SPX1090Z7A	Widemouth Screw Set	50



SP10851

### Cat. Nos. SP1094, 1094SPA, 1094H, 10950M

Part No.	Description	Ctn. Qty.
SPX1094FA	Basket – 4 3/4" O.D. x 3"	10
SPX1094C	Cover	24
SPX1094K	Weir	10
SPX1094B	Face Plate	10
SPX1094GPAK2	Gasket Kit (Set of 2)	25
SPX1030Z1C	Face Plate Screw Set – 1 1/4" (SP1094SPA)	10
SPX1094R	Face Plate Cover – Snap-On	30
SPX1090Z1A	Face Plate Screw Set	1

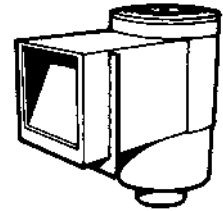


# Automatic Skimmers

REPLACEMENT PARTS (continued)

## Cat. No. SP1089

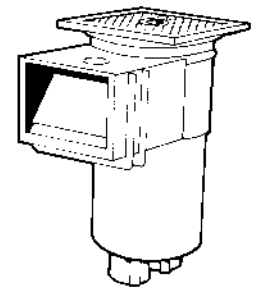
Part No.	Description	Ctn. Qty.
SPX1088B	Cover	20
SPX1088GA	Basket Assembly	10
SPX1089K	Weir	10
SPX1084L	Face Plate	20
SPX0097E	Gasket	10
SPX1084Z4A	Face Plate Screw Set	20



SP1089

## Cat. Nos. SP1096, 1097, 1098

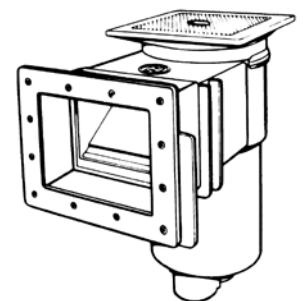
SPX1096B	Cover	10
SPX1096AX	Adjusting Collar	10
SPX1096CA	Basket, 5 1/8" O.D. x 3"	10
SPX1096A2	Basket Support Ring	50
SPX1096K	Weir	10
SPX1097D	Face Plate (SP1097, 1098)	5
SPX0097E	Gasket	10
SPX1090Z1A	Face Plate Screw Set	1



SP1082

## Cat. Nos. SP1082, 1083, 1084, 1085, 1086

SPX1082E*	Cover, Square	10
SPX1082Z1	Cover Screw (Square Cover)	25
SPX1082F	Adjusting Collar, Square – 4.5" Extension	5
SPX1082EFDGR	Square Collar and Cover Assembly – Dark Gray	4
SPX1084R**	Cover, Round	10
SPX1084RADGR	Round Collar and Cover Assembly – Dark Gray	5
SPX1084Z9	Cover Screw (Round Cover)	10
SPX1084P**	Round Extension Collar	10
SPX1082CA	Basket with Handle	18
SPX1082N2	Handle for SPX1082CA Basket	50
SPX1082D	Basket Support Ring	40
SPX1082K**	Weir	10
SPX1082H1A	Slide Plate with Screw	10
SPX1082Z3	Vacuum Hose Adapter	20
SPX1053Z1	2" Pipe Plug	100
SPX1084L**	Face Plate (SP1084)	20
SPX1085B**	Face Plate (SP1085)	10
SPX1084BPAK2	Gasket Kit (SP1084) (Set of 2)	25
SPX1085DPAK2	Gasket Kit (SP1085) (Set of 2)	50
SPX1084C	Spacer (SP1084)	1
SPX1084Z1A	Face Plate Screw Set (Fine Threads) SP1084	20
SPX1084Z4A	Face Plate Screw Set (Coarse Threads) SP1084	20
SPX1084Z4AM	Face Plate Screw Set 1 1/4" Long (Coarse Threads) SP1084	25
SPX1085Z1A	Face Plate Screw Set (Coarse Threads) SP1085	25
SPX1085Z1AM	Face Plate Screw Set 1 1/4" Long (Coarse Threads) SP1085	50
SPX1084B3PAK2	Gasket Kit (SP10840M) (Set of 2)	25
SPX1084B3PAK2	Gasket Kit (SP10850M) (Set of 2)	25
SPX1080EA	Basket with Sleeve	5
SPX1080AA	Flo-Selector Control with Valve	5
SPX1080D	Skimmer Throttling Plate	5
WGX1082E	NSF listed replacement cover (Auto-Skim, Square)	12



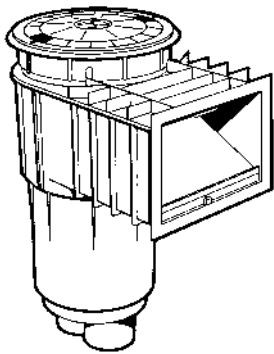
SP1084

**NOTES:** \*Available in Gray, Dark Gray and Black. Add suffix GR for Gray, DGR for Dark Gray and BLK for Black.

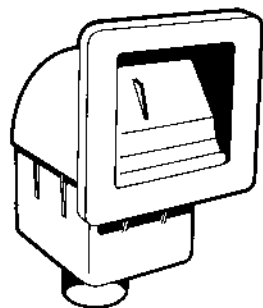
\*\*Also available in Dark Gray. Add suffix DGR for Dark Gray.

# Automatic Skimmers


REPLACEMENT PARTS (continued)



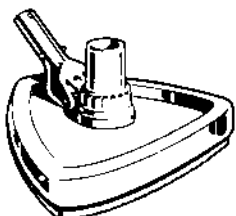
SP1071



SP1099S



SP1067



SP1068

## Cat. Nos. SP1075, 1075T, 1076, 1077

Part No.	Description	Ctn. Qty.
SPX1075C1	Cover, White	10
SPX1084Z9	Cover Screw	10
SPX1075B	Adjusting Collar	5
SPX1082K	Weir	10
SPX1082CA	Basket – 6 1/2" O.D. x 5"	18
SPX1075F	Flo-Control Slide Plate with Screw	50
SPX1075L	Multi-Flo Valve Control (SP1075T)	25
SPX1084L	Face Plate (SP1076)	20
SPX1085B	Face Plate (SP1077)	10
SPX1084BPAK2	Gasket Kit (Set of 2) – SP1076	25
SPX1085DPAK2	Gasket Kit (Set of 2) – SP1077	50
SPX1084Z4A	Face Plate Screw Set (Self-Tapping) (SP1076)	20
SPX1084Z4AM	Face Plate Screw Set – 1 1/4" long (Self-Tapping)	25
SPX1085Z1A	Face Plate Screw Set (Self-Tapping) (SP1077)	25
SPX1085Z1AM	Face Plate Screw Set – 1 1/4" long (Self-Tapping)	50

## Cat. No. SP1070, SP1071 Series Skim-Master

SPX1070Z3PAK2	Cover Retaining Screw (Set of 2)	25
SPX1070C*	Cover	10
SPX1070C10	Cover, Tan	10
SPX1070B	Adjusting Collar, White	5
SPX1070B10	Adjusting Collar, Tan	5
SPX1070BA*	Adjusting Collar and Cover Assembly	5
SPX1070E2	Basket Handle	100
SPX1070KHR	Weir Assembly with Bumper Pad (for 1070 Series)	10
SPX1071K*	Weir Assembly with Bumper Pad (for 1071 and 1072 Series)	10
SPX1070E	Basket – 8 1/4" O.D. x 5 1/4"	12
SPX1082H1B	Flo-Control Slide Plate with Screw	100
SP1070FV	Float Valve Assembly (for 1070 and 1071 Series)	24
SPX1070FA	Flo-Control Trimmer Plate with Screw	100
SP1072FV	Float Valve Assembly (for 1072 Series)	1
WG1070C	NSF listed replacement cover (Round)	10

## Cat. No. SP1099S Spa Skimmer

SPX1099B	Basket	10
SPX1099K	Weir	10
SPX1099C	Cover Plate, ABS	50
SPX1099E	Gasket	50

NOTES: \*Available in Gray, Dark Gray and Black. Add suffix GR for Gray, DGR for Dark Gray and BLK for Black.

## VACUUM CLEANER HEADS

### Cat. No. SP1067 / SP1067R (Rubber) Power-Vacs

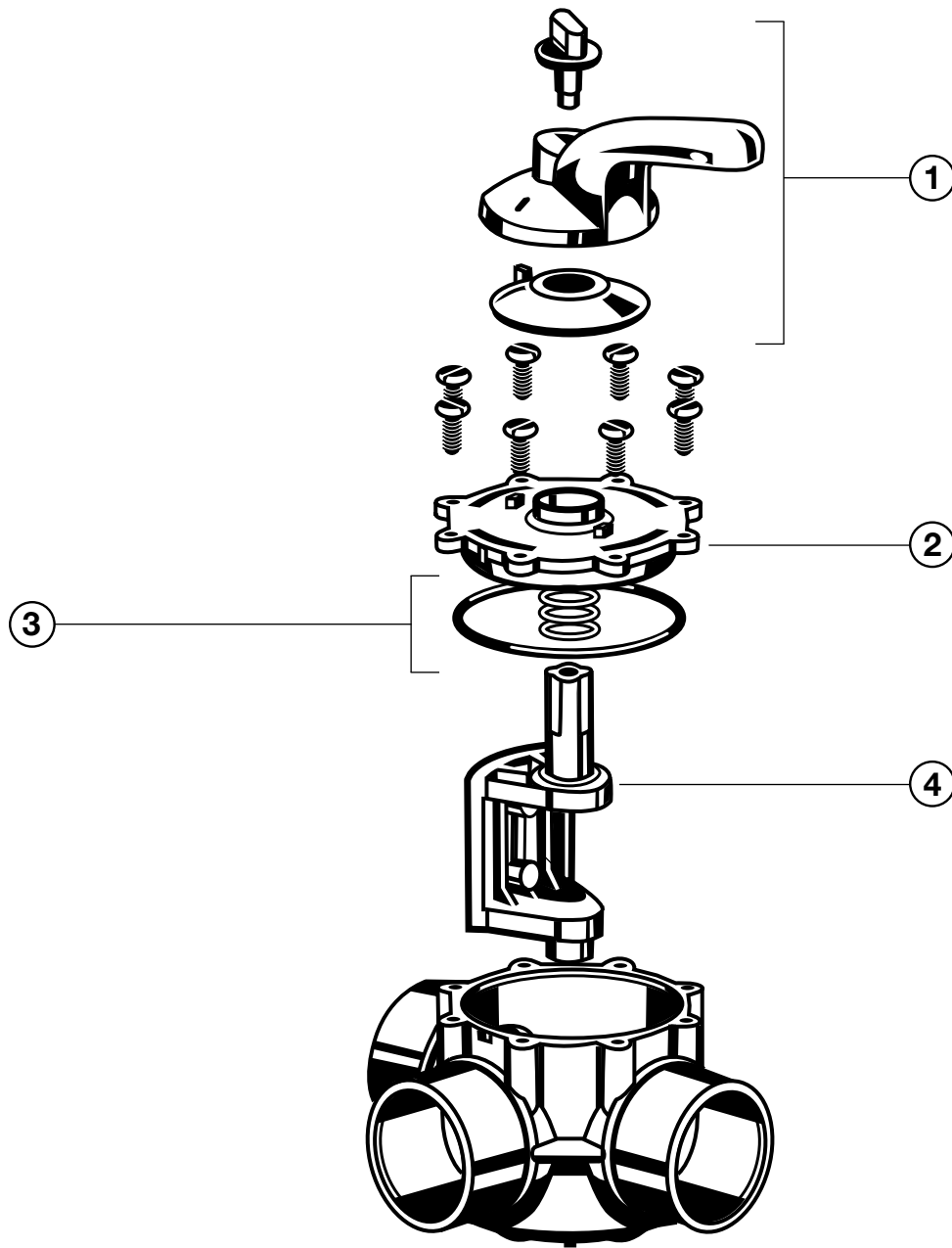
Part Number	Description	Ctn. Qty.
SPX1067C	Brush Set	10
SPX1067QA	Quik-Snap Handle Connector with Spring	25
SPX0068Z1A	Bracket Bolt with Nut	500

### Cat. No. SP1068 / SP1068DL / 1069 /1069DL Super-Vacs

SPX1068G3	Brush (Set of 3) – for SP1068	40
SPX1068C	Knurled Locknut	10
SPX1068DE	Swivel Hose Connector Set, 1 1/4" and 1 1/2"	50
SP1068FA	Weight Pak (Set of 3)	25
SPX0068Z1A	Bracket Bolt with Nut	500
SPX1067QA	Quik-Snap Handle Connector with Spring	25
SPX1067S	Snap-Spring only	25

# PSV Series Diverter & Check Valves

REPLACEMENT PARTS



## Parts Diagram and Parts Listing

Ref. No.	Part No.	Description	Ctn. Qty.	No. Req'd
1	16.31	Handle/Index Kit	10	1
2	PSXVB*	Cover	10	1
3	PSXVZ2A*,**	Key and Cover O-Ring Kit	200	1
4	PSXVDE*	Valve Key Assembly	10	1
—	PSXVBCA*	Upper Valve Kit (Includes #'s 1-5)	10	1
—	PSXCVBAH**	Check Valve Cover and Flapper Replacement Kit	15	1

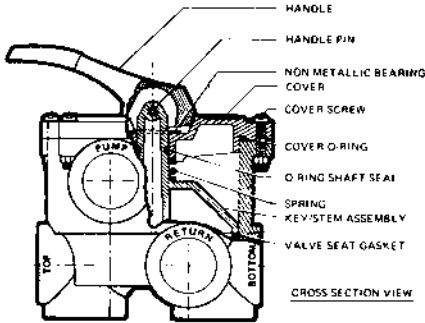
**NOTE:** \*Parts used on Diverter Valves.  
 \*\*Parts used on Check Valves.

# Multiport Valves

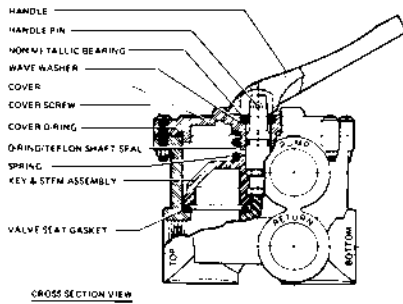
## REPLACEMENT PARTS

### Cat. Nos. SP0710, 0710X, 0711, 0712, 1 1/2" Vari-Flo Valves (1976- )

#### SP0710X SERIES (1977)



#### SP0710 SERIES (1969-1975)



Part No.	Description	Ctn. Qty.
SPX0710XF	Handle	10
SPX0710XZ7	Handle Pin	50
SPX0710Z16	Non-Metallic Bearing (Pack of 5)	50
SPX0710XZ5	Cover O-Ring	10
SPX0735GA	O-Ring/Teflon Shaft Seal	100
SPX0710G	Valve Position Label	50
SPX0710Z1A	Cover Screw with Nut (Set of 6 each)	10
SPX0603S	Spring	50
SPX0710Z62	Spring Washers (Set of 2)	10
SPX0710K	1/4" Plastic Pipe Plug	10
SPX0710XD	Valve Seat Gasket, 5 Spoke – for "X" Valve Body	50
SPX0710XC	Key/Stem Assembly	50
SPX0710XBA17	Key, Cover and Handle Assembly, Black	5
SPX0710MA	Threaded Sight Glass with Gasket	50
SX200Z9	Gasket for Threaded Sight Glass	25
SPX0710Z9	3M Adhesive, 5 oz. tube for Valve Seat Gasket	10
<b>NOTE:</b> Parts below are for SP0710 and 0711 Series (1969-1975). These parts are NOT interchangeable with current production models.		
SPX0710Z7	Handle Pin	1
SPX0710Z3	Cover O-Ring	50
SPX0603Z2A	O-Ring/Teflon Shaft Seal	1
SPX0710D	Valve Seat Gasket, 6 Spoke	10
SPX0710XBA	Key, Cover and Handle Assembly – Replaces SPX0710B (cover) and SPX0710C	5

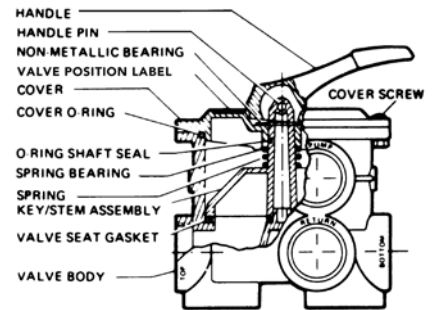
# Multiport Valves

REPLACEMENT PARTS (continued)

## Cat. Nos. SP0715, 0716, 2" Vari-Flo Valves

Part No.	Description	Ctn. Qty.
SPX0710XF	Handle, Large	25
SPX0710XZ7	Handle Pin	50
SPX0710Z16	Non-Metallic Bearing (Pack of 5)	50
SPX0715G	Valve Position Label	10
SPX0710Z1A	Cover Screw with Nut (Set of 6 each)	10
SPX0715Z1	Cover O-Ring	10
SPX0603S	Spring	50
SPX0710Z62	Spring Washers (Set of 2)	10
SPX0735GA	O-Ring/Teflon Shaft Seal	100
SPX0710K	1/4" Plastic Pipe Plug	10
SPX0715D	Valve Seat Gasket	50
SPX0715C	Key/Stem Assembly – Noryl	10
SPX0715BA	Key, Cover and Handle Assembly, White	4
SPX0715BA3	Key, Cover and Handle Assembly, Black	4
SPX0715ALLAA	Valve Body with Gasket and Sight Glass – Style "ALL"	8
SPX0715XR50AA	Valve Body with Gasket and Sight Glass – with Filter Tank Pipes and Locknuts. "Reverse" style – for DE only	1
SPX0710MA	Threaded Sight Glass with Gasket	50
SX200Z9	Gasket for Threaded Sight Glass	25

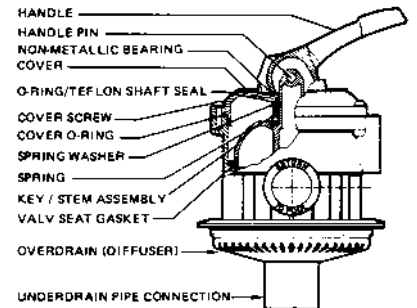
## SP0715 SERIES



## Cat. No. SP0704, 1 1/2" Vari-Flo Valve – 4 Position

Part No.	Description	Ctn. Qty.
SPX0710XF	Handle	10
SPX0710XZ7	Handle Pin	50
SPX0710Z16	Non-Metallic Bearing (Pack of 5)	50
SPX0704B2	Cover, Black	15
SPX0704F	Cover O-Ring	100
SPX0704HA	O-Ring/Teflon Shaft Seal	10
SPX0603S	Spring	50
SPX0710Z62	Spring Washers (Set of 2)	10
SPX0704D	Valve Key Gasket	50
SPX0704CA	Key and Gasket Assembly	1

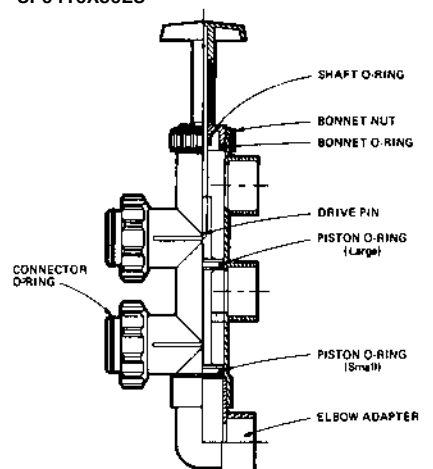
## SP0704 SERIES



## Cat. Nos. SP0410X Series Slide Valve

Part No.	Description	Ctn. Qty.
SPX0410BA	Handle and Piston Assembly	15
SPX0410BK	Piston only with Pin	10
SPX0722D2	Bonnet Nut, Black	50
SPX0722GH	Bonnet O-Ring Kit	10
ECX9611246PAK3	Shaft O-Ring (Set of 3)	25
SPX0410Z2	Piston O-Ring, Large	100
SPX0410K	Drive Pin	50
SPX0410Z1	Piston O-Ring, Small	100
SX200Z4PAK2	Valve/Union O-Ring (Set of 2)	25

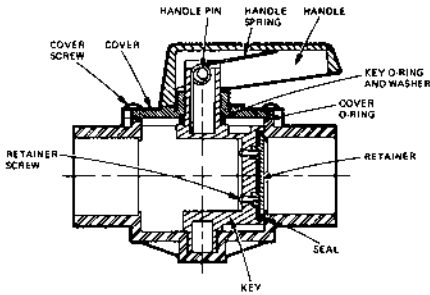
## SP0410X602S



# Multiport Valves

REPLACEMENT PARTS (continued)

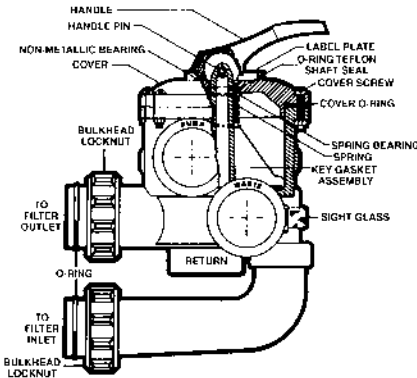
## SP0733S



### Cat. No. SP0727 Perflex Diverter Valve (Not Illustrated)

Part No.	Description	Ctn. Qty.
SPX0727D	Handle	1
SPX0727K	O-Ring, Cover	1
SPX0733Z3A	Cover Screw (Pkg. of 8)	50
SPX0727H	Seal	0
SPX1483C	O-Ring (Union)	10
SPX0727E	Union Nut	10

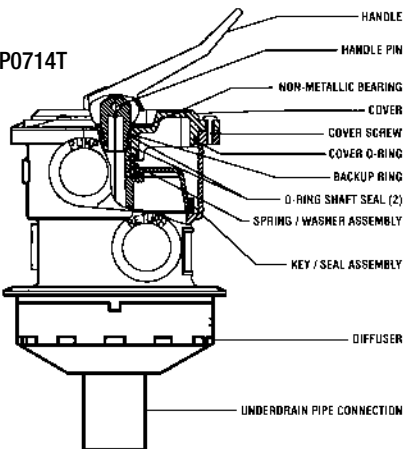
## SP0740DE



### Cat. No. SP0740DE 2" Selecta-Flo™ Valve

Part No.	Description	Ctn. Qty.
SPX0710XF	Handle, Large	25
SPX0710XZ7	Handle Pin	50
SPX0710Z16	Non-Metallic Bearing (Pack of 5)	50
SPX0740B	Cover	10
SPX0710Z1A	Cover Screw with Nut (Set of 6 each)	10
SPX0715Z1	Cover O-Ring	10
SPX0603S	Spring	50
SPX0704HA	O-Ring/Teflon Shaft Seal	10
SPX0710Z62	Spring Washers (Set of 2)	10
SPX0740D	Valve Seat Gasket	50
SPX0740C	Key/Stem Assembly	10
SPX0740BA	Key, Cover, Handle Assembly	1
SX200Z4PAK2	Valve/Union O-Ring (Set of 2)	25

## SP0714T



### Cat. No. SP0714T Vari-Flo™ XL Valve

Part No.	Description	Ctn. Qty.
SPX0710XF	Handle	10
SPX0710XZ7	Handle Pin	50
SPX0710Z16	Non-Metallic Bearing (Pack of 5)	50
SPX0714G	Valve Position Label	50
SPX0714BA	Key, Cover and Handle Assembly	5
SPX0714Z1	Cover Screw (Set of 6)	10
SPX0714L	Cover O-Ring	50
SPX0735GA*	O-Ring Shaft Seal Assembly	100
SPX0710Z62	Spring Washers (Set of 2)	10
SPX0714CA	Key/Seal Assembly	10
SPX0714D	Diffuser	5

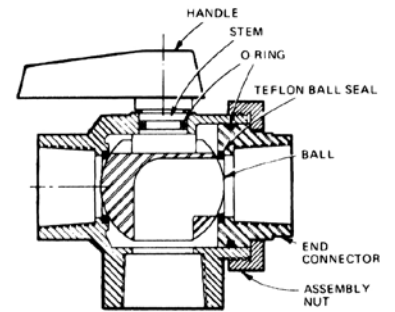
NOTE: \*Two required for each valve.

# Ball Valves

## REPLACEMENT PARTS

### Cat. Nos. SP0720, 0730, 0735 Ball Valves

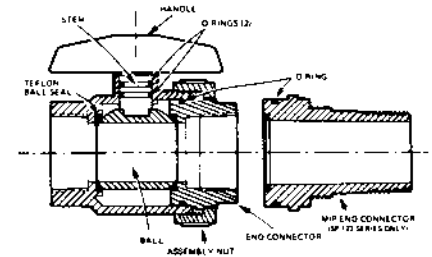
Part No.	Description	Ctn. Qty.
SPX0735D	Handle	10
SPX0735F	Stem	1
SPX0735GH	O-Ring, Stem and End Connector	100
SPX0735E	Assembly Nut	50
SPX0720P2	Teflon Ball Seal (Set of 2) (SP0720, 0730)	10
SPX0735P2	Teflon Ball Seal (Set of 2) (SP0735)	1
SPX0735B	End Connector – Threaded (SP0735)	40
SPX0735C	Ball (SP0735)	5



SP0735

### Cat. Nos. SP0722, 0723 and UN, 1 1/2" Trimline Ball Valves

Part No.	Description	Ctn. Qty.
SPX0722F	Handle	50
SPX0722B7	Stem	10
SPX0720P2	Teflon Ball Seal (Set of 2) – 1976 and Prior	10
SPX0722P2	Teflon Ball Seal (Set of 2)	100
SPX0722GH	Bonnet O-Ring Kit	10
SPX0722D	Assembly Nut	50
SPX0722C7	Ball	10
SPX0722ES7	End Connector – SKT	40
SPX0723ET7	End Connector – MIP	40
SPX1495Z1	End Connector O-Ring (UN Series only)	50



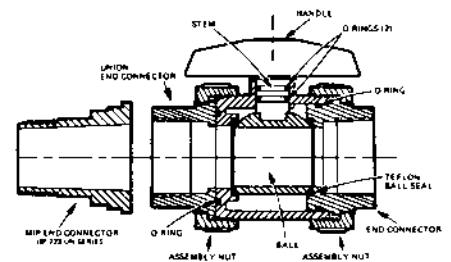
SP0722, 0723

### Cat. Nos. SP0729 1 1/2" 2-Way Ball Valves

Part No.	Description	Ctn. Qty.
SPX0728D	Handle	10
SPX0728H	O-Ring, End Connector	10

### Cat. Nos. SP0724, 0725, 0726, 2" Trimline Ball Valves


Part No.	Description	Ctn. Qty.
SPX0724J	Handle	1
SPX0724GA	Teflon Ball Seal (Set of 2) with O-Ring Stem and End Connector	1



SP0722UN, 0723UN

# Unions

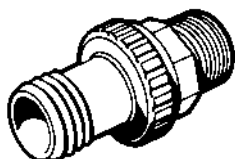
## REPLACEMENT PARTS



SP1480  
SERIES

### Cat. Nos. SP1480, 1482, 1484, 1485 Self-Align Unions

Part No.	Description	Ctn. Qty.
SPX1480C	Union Nut	10
SPX1425Z6	O-Ring	25
SPX1485C	Gasket	25



SP1493

### Cat. Nos. SP1491, 1492, 1493 Econo-Unions

Part No.	Description	Ctn. Qty.
SPX1491B	O-Ring	10
SPX1068C	Union Nut	10

### Cat. Nos. SP1495 (1 1/2") and SP1498 (2") Flush Unions

Part No.	Description	Ctn. Qty.
SPX1495Z1	O-Ring	50
SPX1495C	Union Nut	50
SX200Z3	O-Ring (2")	50
SPX1498C	Union Nut (2")	50



SP1495

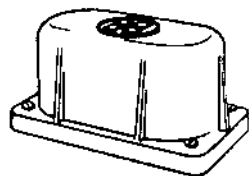
## JUNCTION BOXES

### Cat. No. LJBUI10UU1

Part No.	Description	Ctn. Qty.
SPX1500NPAK4	Screw and Nut Kit (Set of 4)	10

### Cat. Nos. SP0680, 0681 (Lexan®)

Part No.	Description	Ctn. Qty.
SPX0680LA	Packing Gland Nut, Bushing and Washer, 10-3	30
SPX0680J	3/4" Noryl® Pipe Plug	—



SP0680

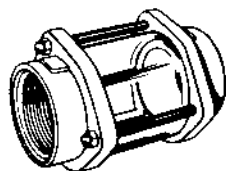
## IN-LINE SIGHT GLASSES

### Cat. Nos. SP1072, 1074 (Cycloc)

Part No.	Description	Ctn. Qty.
SPX0072D	Cylinder, 2 1/2" O.D. x 2 3/8"	25
SPX107242	Gasket (Set of 2)	1
SPX10723A	Bolt with Nut	1

### Miscellaneous

SPX0404A	Threaded Eyebolt – for SP0404	10
SPX0392BA	Brass Wedge, Bolt with Washer – for SP392, 393	50
SPX1392CA	Wedge, Bolt with Washer – for SP1392	50
ECX1308	"Schmear" Compound for Field Repairs, White	1
ECX1308IVY	"Schmear" Compound for Field Repairs, Ivory	1

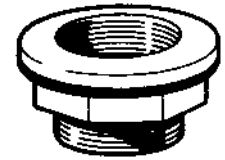


SP1072



## Cat. Nos. SP1023, 1023G, 1024, 1025

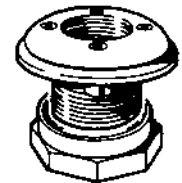
Part No.	Description	Ctn. Qty.
SPX1023B	Locknut for 1 1/2" SP1023 Fitting	50
SPX1023Z3	Fiber Slip Washer for 1 1/2" SP1023 Fitting	20
SPX0023Z12	Gaskets for 1 1/2" SP1023 Fitting (Set of 2)	20
SPX0023Z2	Butterfly Gasket for SP1023G Fitting	25
SPX1025Z12	Gasket (Set of 2) – (SP1025)	10
SPX1025Z3	Fiber Slip Washer – (SP1025)	50
SPX1408ADT*	2" to 1 1/2" Adapter and O-Ring (SP1408S2, SP1023S2, SP1022S2)	10



SP1023

## Cat. Nos. SP1411, 14071, 1408

Part No.	Description	Ctn. Qty.
SPX1411B	Face Plate (SP1411, 14071)	25
SPX1408B*	Faceplate for 1 1/2" SP1408 Fitting	100
SPX1411Z12PAK2	Gasket Kit (SP1411, SP14071) (Set of 2)	50
SPX1408C	Gasket for 1 1/2" SP1408 Fitting	25
SPX1411Z1A	Faceplate Screw Set for SP1411 (Set of 4)	25
SPX1407D	Locknut Spacer (SP14071, 1408, 1025)	10
SPX1039Z1A	Faceplate Screw Set for SP1408 (Set of 4)	50
SPX1407DS2	Locknut Spacer for 2" SP1408S2 Fitting	10
SPX1408CS2	Gasket for 2" SP1408S2 Fitting	25
SPX1408BS2*	Faceplate for 2" SP1408S2 Fitting	10
SPX1408ADT*	2" to 1 1/2" Adapter and O-Ring (SP1408S2, SP1023S2, SP1022S2)	10




SP1408

**NOTE:** \*Available in Gray, Dark Gray and Black. Add suffix GR for Gray, DGR for Dark Gray and BLK for Black.

## Cat. Nos. SP1419, SP1420, SP1421 Series

Part No.	Description	Ctn. Qty.
SPX1419B1	Ball Seat	10
SPX1419C1, 2, 3, 4, 5	Ball, Slotted or 3/8", 1/2", 3/4", 1" Hole	10
SPX1419D1	Lock Ring	50
SPX1420A1	Rubber Flow Director	50



SP1421

## Cat. No. SP1039

Part No.	Description	Ctn. Qty.
SPX1039BA	Face Plate with Gasket (2) and Screws (4)	25

## Cat. Nos. SP1423, 1424, 1425

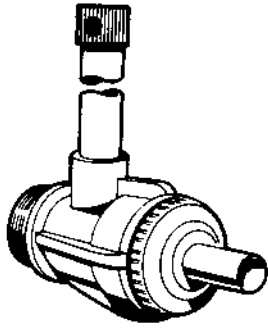
Part No.	Description	Ctn. Qty.
SPX1425C	Face Plate Grate (SP1423, 1424)	50
SPX1425DA	Spinner Valve Assembly (SP1424, 1425)	25
SPX1425B	Top Diffuser Plate (SP1425)	50
SPX1425Z32	Face Plate Screw (Set of 2) (SP1423, 1424, 1425)	25
SPX1425Z6	O-Ring (SP1425)	25



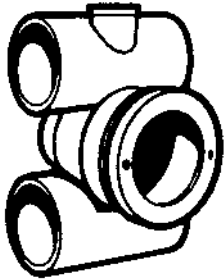
SP1425

# Hydrotherapy Fittings


REPLACEMENT PARTS



SP14311, 2



SP1434



SP1450T

## Cat. Nos. SP1430, 1431, 1432 Jet-Air® Fittings

Part No.	Description	Ctn. Qty.
SPX1430B	Small Nozzle (for SP1430)	25
SPX14311S	1/2" x 18" Air Supply Tube (Complete)	25
SPX14312S	1/2" x 24" Air Supply Tube (Complete)	50
SPX1430Z1A	Air Tube Adjustment Cap with Air Tube Bushing	10
SPX1430B1	SPA Insert Bushing	10

## Cat. Nos. SP1434, 1436, 1437 Series Jet-Air III Fittings

Part No.	Description	Ctn. Qty.
SPX1434EA	Bulkhead Fitting with Gasket	25
SPX1434DF	Lock Ring – for Ball Assembly with Nozzle Retaining Clip	100
SPX1434JA	Seal Rings and O-Ring Kit	100
SPX0720PE2	Seal Ring (Set of 2)	150

## Cat. No. SP1450T Turbo Boost Spa Jet

Part No.	Description	Ctn. Qty.
SPX1450BG	Bulkhead Fitting with Gasket	25

## Cat. Nos. SP1440, 1444 Suction Fittings

Part No.	Description	Ctn. Qty.
SPX0023Z12	Gasket (Set of 2)	20

## Did You Know You Can Order Literature Online?

Hayward Canada Literature Order Center

### WHAT IS THE LITERATURE ORDER CENTER?

It's a new feature on the Hayward website which allows our customers to directly order literature and have it sent to a location of your choice.

### GREAT! HOW DO I START?

Visit the Literature page on Haywardpool.ca to find a link to the order center - or visit <https://online.hayward-pool.ca> - then log-in with your credentials. If you do not have an account, please register as a Pool Professional by clicking on 'Register' from the top right on the homepage. Fill out the form with your information and click 'sign up'. You will be notified when your new account is ready to use.

### HOW DO I PLACE AN ORDER?

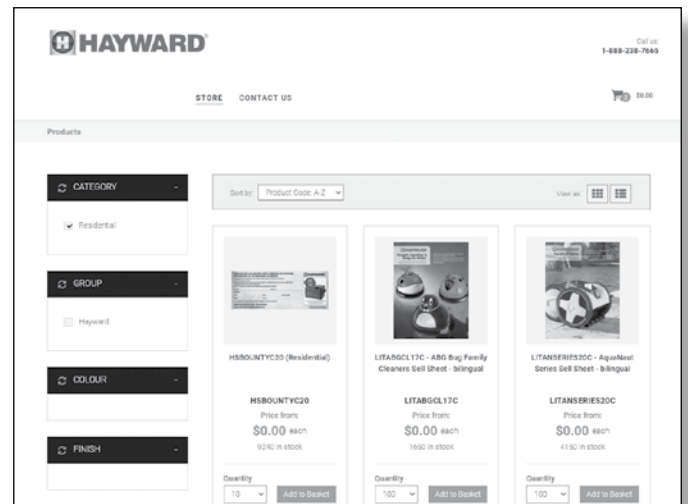
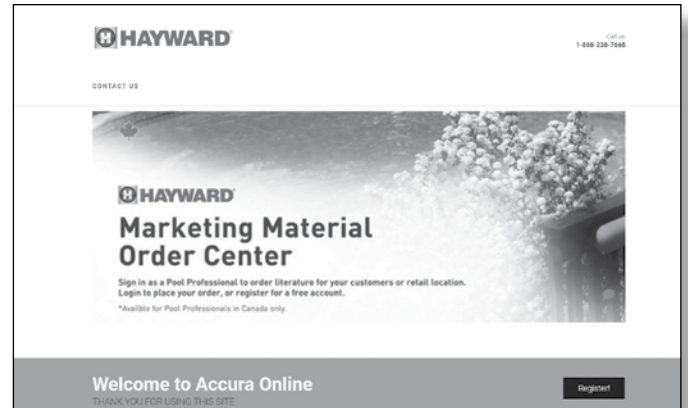
Select the Literature Type from the "Store":

- Product Literature (Residential & Commercial)
- Signage for your store
- Buyer's Guide

Follow the prompts to complete your marketing material order.

### WHAT ARE THE ADVANTAGES OF USING THE ORDER CENTER?

Aside from being able to quickly order what you need, the portal is open for orders 24 hours a day, 7 days a week.



Go to [Online.hayward-pool.ca](https://online.hayward-pool.ca), or scan the QR Code, to try out the Marketing Material Order Center. If you have any questions, please contact your local Hayward Sales Representative.







---

## Terms & Conditions of Sale

---

**ORDERING:** To insure prompt and proper shipment, please order by catalog number and description. Hayward reserves the right to consider each order, or addition, as separate and subject separately to the terms and condition as herein outlined.

**SHIPMENTS:** All are F.O.B. Oakville, ON. Freight allowed on shipments with a net value per SHIPPING POLICY to one destination, within continental limits of Canada. Prices are net prices in Canadian currency and include Canadian customs duty and brokerage when applicable.

**CLAIMS:** All claims must be made within ten days after receipt of merchandise. If any shipment is received in a damaged condition your claim must be filed with the delivering carrier and noted on the freight bill before you accept the merchandise.

**LIMITED WARRANTY:** To all original purchasers of its products, Hayward Pool Products Canada Inc. warrants its products free from defects in materials and workmanship for a period of one year from the date of purchase, unless otherwise specified on the individual product warranty. Products which fail or become defective during the warranty period, except as a result of freezing, accident, negligence, improper installation, use or care, shall be repaired or replaced at our option without charge within 90 days of receipt of defective product, barring unforeseen delays. Hayward shall not be responsible for cartage, removal and/or reinstallation labour, or any other such costs incurred in obtaining warranty replacements.

**RETURNS:** All returns are subject to out written approval, and must be accompanied by a "Returned Goods Authorization" form obtained from Hayward Pool Products Inc., prior to shipment. Unauthorized returns will not be accepted. Freight must be prepaid. Material returned for credit, if in original condition and resalable is subject to 20% handling charge.

**TERMS:** Terms as quoted, shall apply. Shipments will be billed at the prices in effect as the time of shipment. A 1 1/2% per month (18% annual rate) service charge will be applied to all past due invoices.

**TAXES:** Any federal or provincial excise, sales use, consumption or similar tax for which we may be liable on any will be charged to and paid by the buyer. Buyer is responsible for furnishing proof of exemption.

Hayward reserves the right to change product prices at any time without prior notice.

**MINIMUM BILLING CHARGE: \$250.00 NET**  
**PRICES AND PRODUCTS ARE SUBJECT TO CHANGE WITHOUT NOTICE.**

Hayward Pool Products Canada, Inc.  
2880 Plymouth Drive, Oakville, ON L6H 5R4  
1-888-238-7665 | Haywardpool.ca



# WE BUILD BETTER.

» [haywardpool.ca](http://haywardpool.ca) » 1-888-238-7665

Pumps » Filters » Heaters » Sanitization » Automation » Lighting » Water Features » Cleaners » White Goods

Hayward, Hayward & Design, the H logo, Expert Line, Hayward We Build Better, and We Build Better, are registered trademarks of Hayward Industries, Inc. All other trademarks not owned by Hayward are the property of their respective owners. Hayward is not in any way affiliated with or endorsed by those third parties. © 2023 Hayward Industries, Inc.

LITPLC24C



We Build Better.®